

**DID YOU
KNOW?**

CartPros directs you to the right part using the part numbers from this manual. Enter the part number into our search box and it will find the part you are looking for.

**GET STARTED
HERE**

<https://CartPros.com/f.html>



2004 Precedent Illustrated Parts List



**Precedent and Precedent Villager 4
Gasoline and Electric Vehicles**

Manual Number 102397510
Edition Code 1203M0310L

DID YOU KNOW?

CartPros directs you to the right part using the part numbers from this manual. Enter the part number into our search box and it will find the part you are looking for.

**GET STARTED
HERE**



<https://CartPros.com/f.html>

USING THE ILLUSTRATED PARTS LIST

WARNING

- **This manual is to be used only for identification and ordering of service parts. Be sure to read and use the maintenance and service manual before attempting any vehicle repairs.**

This manual covers all 2005 and 2006 Club Car® Precedent® Professional and Champion vehicles.

The manual is divided into 17 sections. Sections 1 through 5 pertain to both gasoline and electric vehicles, sections 6 through 12 pertain to gasoline vehicles only, sections 13 through 16 pertain to electric vehicles only, and section 17 pertains to tools that are used on all Club Car products. Note that there are two or three flags on the outside edge of each page. The first flag contains the section number of which that page is a part. The other flag (or flags) contains either the letter G or E, signifying that the page pertains to either the gasoline or electric vehicle only, or to both the gasoline and electric vehicles.

Use the Table of Contents to find the sections and pages that contain the parts and assemblies you seek. The Table of Contents lists section numbers, and under them, the individual page titles and numbers to be found in that section. The index can be used to find specific parts and assemblies. The index is divided into numerical and alphabetical listings with the page numbers in italic text.

There is a two-page spread for each individual page title in the Table of Contents. On the left-hand page is an illustration showing the parts in their relative positions; the parts are each tagged with an item number in a balloon. The right-hand page is the parts list page, and gives the page title at the top, then the item numbers (corresponding to the numbers on the illustration), part descriptions, and quantity of parts used. Some item numbers have more than one part number because several configurations of a component are represented together on one spread.

Note that a part description may be indented. This indentation corresponds to a parts assembly level indicated by the numbers 1, 2, 3, and 4 at the top left corner of the parts description area of the parts list page. A part that is indented to *level 2* is a component of the *level 1* part (assembly) that it is listed under. A *level 3* part is a component of the *level 2* part that it is listed under, and a *level 4* part is a component of the *level 3* part preceding it. In each case, the part quantity given for a level 2, 3, or 4 part is *the quantity used per next higher level assembly of which it is a component*. A part that is not indented is a *level 1* part. This means that the quantity given is the quantity used per the portion of the vehicle illustrated on that particular spread.

HOW TO ORDER PARTS

Replacement parts and accessories can be obtained from our network of authorized dealers and distributors. You can obtain the name and phone number of your closest authorized Club Car dealer or distributor by visiting our web site at www.clubcar.com and clicking on the "Distributor Search" link or by calling our toll-free Service Parts and Technical Assistance hotline at (800) 872-2246 or (706) 863-3000, extension 3887.



P. O. Box 204658
Augusta, Georgia 30917-4658 USA
Telephone 706-863-3000
Service Parts Fax 706-855-7413
www.clubcar.com

NOTE: *This illustrated parts list represents the most current information at the time of publication. Club Car, Inc. is continually working to further improve its vehicles and other products. These improvements may affect the parts used to service the vehicle. Any modification and/or significant change in specifications will be forwarded to all Club Car and Carryall distributors/dealers and will, when applicable, appear in future editions of this illustrated parts list.*

Club Car, Inc. reserves the right to change specifications and designs at any time without notice and without the obligation of making changes to units previously sold.

CONTENTS

SECTION 1 – BODY AND TRIM

Front Bumper	1-3
Front Body	1-5
Dash – Style A	1-7
Floor Mat, Retainer, and Front Underbody – Style B	1-9
Kick Plate – Gasoline Vehicle	1-11
Kick Plate – Electric Vehicle	1-13
Seat with Hip Restraints	1-15
Backrest and Structural Accessory Module (SAM)	1-17
Rear Body	1-19
Bagwell Liner	1-21
Underbody Covers (Vehicle Without Canopy)	1-23
Canopy Snap-In Drain Cover	1-25
Canopy – Beige	1-27
Canopy – White	1-29
Rear Seat – Precedent Villager 4	1-31
Rear Footrest Assembly – Precedent Villager 4	1-33
Four Passenger Conversion Kit – Beige	1-35
Four Passenger Conversion Kit – White	1-37
Four Passenger Conversion Kit – Gray	1-39

SECTION 2 – WHEEL AND TIRES

Wheels and Tires – Professional	2-3
Wheels and Tires – Champion	2-5

SECTION 3 – DECALS

Decals – Gasoline Vehicle	3-3
Decals – Electric Vehicle	3-5
Decal – Precedent Villager 4	3-7

SECTION 4 – BRAKES AND PEDAL GROUP ASSEMBLIES

Rear Brake Assembly, Self-Adjusting	4-3
Brake Cables	4-5
Pedal Group Connections – Gasoline Vehicle	4-7
Pedal Group Connections – Electric Vehicle	4-9
Pedal Group Components – Gasoline Vehicle	4-11
Pedal Group Components – Electric Vehicle	4-13



CONTENTS

SECTION 5 – STEERING, FRONT AND REAR SUSPENSION

Steering Wheel – Champion	5-3
Steering Wheel – Professional	5-5
Steering Column	5-7
Steering Column – Electric Vehicles	5-9
Steering Gear Assembly	5-11
Front Suspension, Upper	5-13
Front Suspension, Lower	5-15
Rear Suspension – Gasoline Vehicle	5-17
Rear Suspension – Electric Vehicle	5-19
Rear Suspension – Precedent Villager 4	5-21

SECTION 6 – ELECTRICAL SYSTEM – GASOLINE VEHICLE

Electrical Components, Front Body – Gasoline Vehicle	6-3
Battery – Gasoline Vehicle	6-5
Wiring – Gasoline Vehicle	6-9
Instrument Panel Wire Harness	6-13
Starter/Generator Assembly Model G425419 – Gasoline Vehicles	6-15
Starter/Generator Mounting – FE290	6-17

SECTION 7 – FE290 ENGINE

FE290 Engine – Shrouds and Brackets	7-3
FE290 Engine – Ignition Components and Flywheel	7-5
FE290 Engine – Oil Circulation	7-7
FE290 Engine – Cylinder Head	7-9
FE290 Engine – Crankcase, Camshaft, and Oil Sensor	7-11
FE290 Engine – Crankcase and Crankshaft	7-13
FE290 Engine Mounting	7-15

SECTION 8 – FUEL, INTAKE, AND GOVERNOR SYSTEMS

Fuel System	8-3
Carburetor Assembly – FE290	8-5
Carburetor Installation – FE290	8-7
Governor and Accelerator Cables	8-9
Choke and Air Box Assembly	8-11

SECTION 9 – EXHAUST SYSTEM

Exhaust System – FE290	9-3
------------------------------	-----

CONTENTS

SECTION 10 – TORQUE CONVERTER

Drive Clutch	10-3
Drive Belt	10-5
Driven Clutch	10-7

SECTION 11 – UNITIZED TRANSAXLE

Unitized Transaxle – Gear Cases and Brackets	11-3
Unitized Transaxle – F&R Transmission and Gear Reduction – Earlier Version	11-5
Unitized Transaxle – F&R Transmission and Gear Reduction – Later Version	11-7
Unitized Transaxle – Differential and Axles	11-9
Forward/Reverse Shifter Assembly – Gasoline Vehicle	11-11
Transmisssion Cable	11-13

SECTION 12 – ELECTRICAL SYSTEM – ELECTRIC VEHICLE

Electrical Components, Front Body – Electric Vehicle	12-3
Wiring – Electric Vehicle	12-7
Forward/Reverse Switch and Tow/Run Switch – Electric Vehicle	12-9
Single Point Watering System	12-11
Batteries, Bucket, and Charger Receptacle – Electric Vehicle	12-13
Computer, Controller, and Solenoid – Electric Vehicle	12-15

SECTION 13 – ELECTRIC MOTOR

Motor (Model 5BC59JBS6365) – Electric Vehicle	13-3
Motor (Model 5BC59JBS6390) – Electric Vehicle	13-5
Motor (Model EJ4-4001) – Electric Vehicle	13-7
Motor (Model EJ8-4001A) – Electric Vehicle	13-9

SECTION 14 – TRANSAXLE – ELECTRIC VEHICLES

Transaxle – Electric Vehicle (Earlier Version)	14-3
Transaxle – Electric Vehicle (Later Version)	14-5

SECTION 15 – BATTERY CHARGER

PowerDrive 3 Battery Charger, Domestic	15-3
PowerDrive 2 Battery Charger (Model 22110), Domestic	15-5
PowerDrive Battery Charger (Model 17930), Domestic	15-7
PowerDrive Battery Charger (Model 18780), Export	15-9
PowerDrive Battery Charger (Model 20310), European	15-11

CONTENTS

SECTION 16 – MAINTENANCE AND SERVICE TOOLS

Maintenance and Service Tools	16-3
Maintenance and Service Tools, Continued	16-5
Maintenance and Service Tools, Continued	16-7
Maintenance and Service Tools, Continued	16-9
Maintenance and Service Tools, Continued	16-11

SECTION i – INDEX

**DID YOU
KNOW?**

CartPros directs you to the right part using the part numbers from this manual. Enter the part number into our search box and it will find the part you are looking for.

**GET STARTED
HERE**



<https://CartPros.com/f.html>

BODY AND TRIM

1

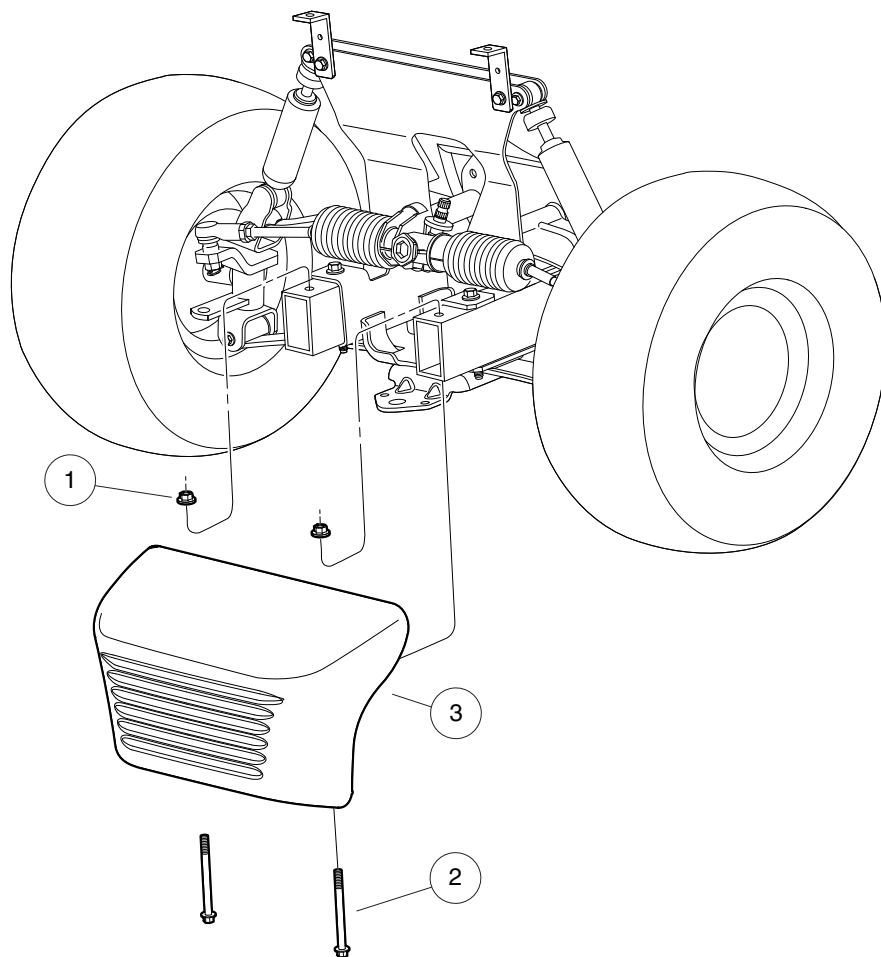
G

E

1

G

E



000437-001

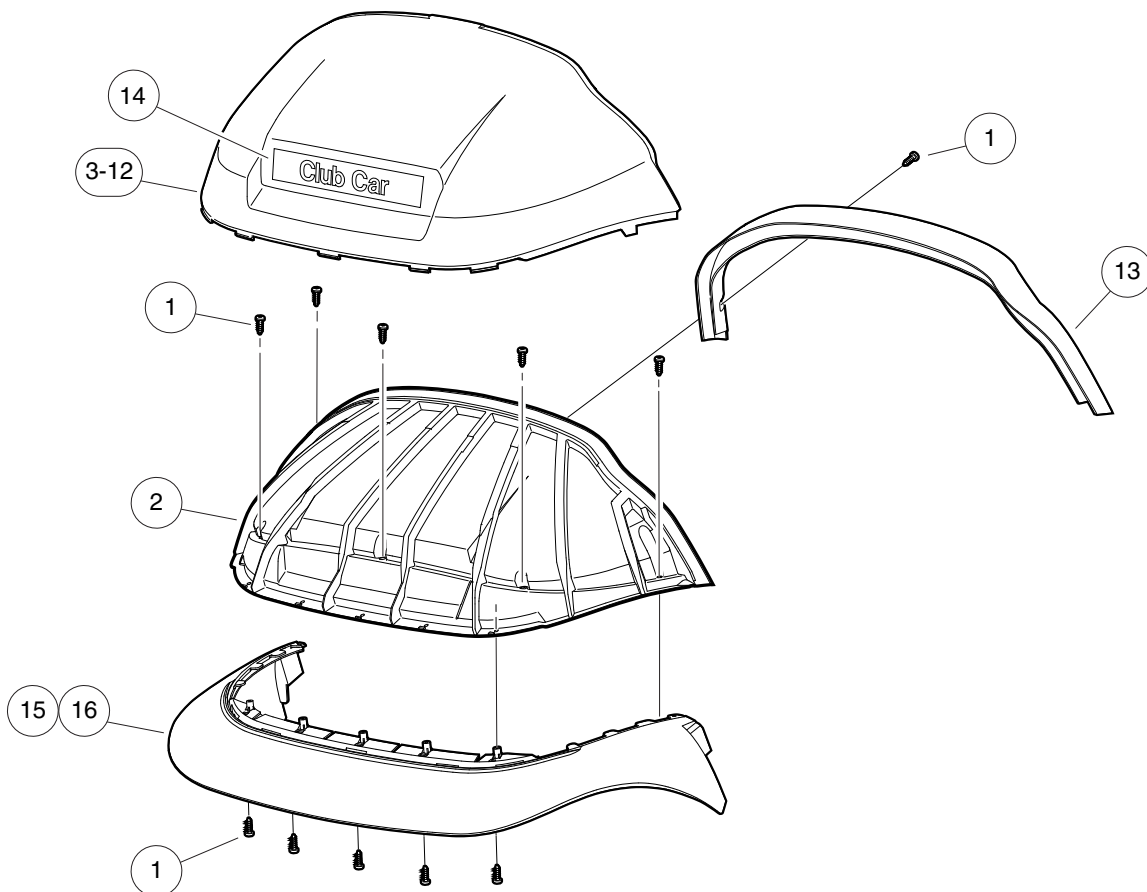
FRONT BUMPER

ITEM	PART NO.	DESCRIPTION	QTY
1	102298401	Nut,m8,all Metal Lock	2
2	102534201	Bolt - Fl Hd, M8 X 95	2
3	103330601	Asm, Bumper, Front, Precedent	1

1

G

E



000434-001

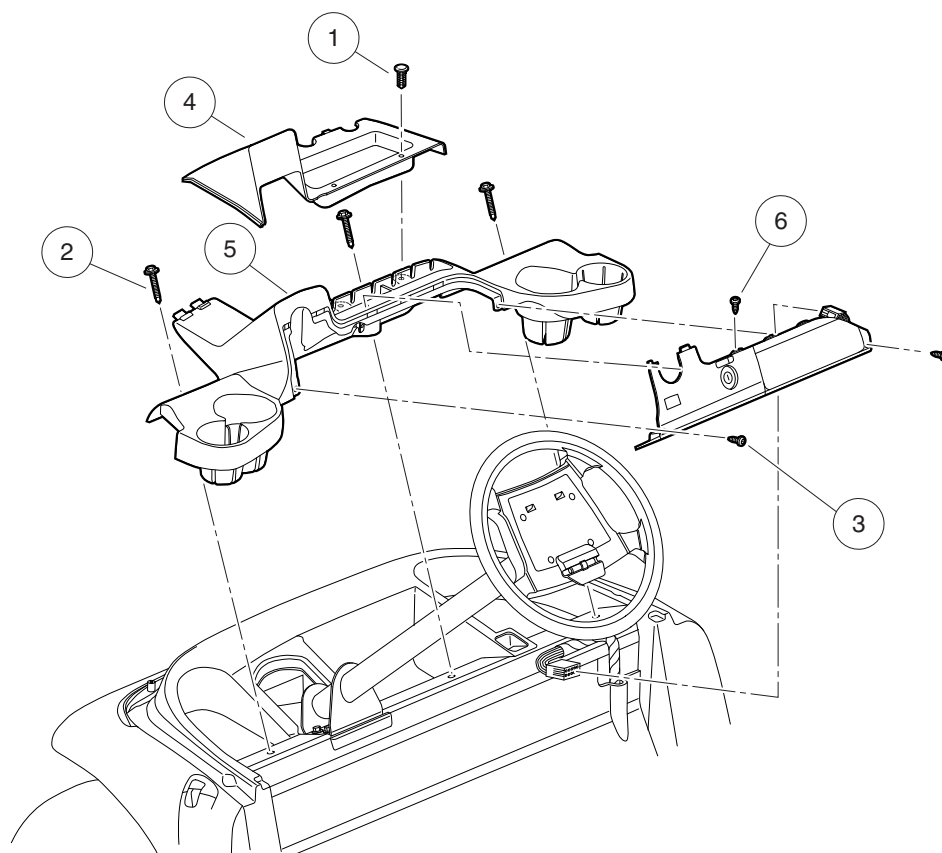
FRONT BODY

ITEM	PART NO.	DESCRIPTION	QTY	1 G E
		1 2 3 4		
1	102296020	Screw, Torx Pan Hd Pt, M6 X 20	14	
2	102501501	Brow	1	
3	102502401	Panel, Beauty Front, White	1	
4	102502402	Panel, Beauty Front, Beige	1	
5	102502404	Panel, Beauty Front, Gray	1	
6	102502405	Panel, Beauty Front, Red	1	
7	102502406	Panel, Beauty Front, Burgundy	1	
8	102502407	Panel, Beauty Front, Green	1	
9	102502408	Panel, Beauty Front, Blue	1	
10	102502409	Panel, Beauty Front, Black	1	
11	102502411	Panel, Beauty, Front, Cayenne	1	
12	102502413	Panel-beauty Front, Atlantic	A/R	
13	102502501	Brow Cap	1	
14	102502601	Nameplate - Cs	1	
15	102534403	Fascia, Grey	1	
16	102534404	Fascia, Blk	1	

1

G

E



000438-001



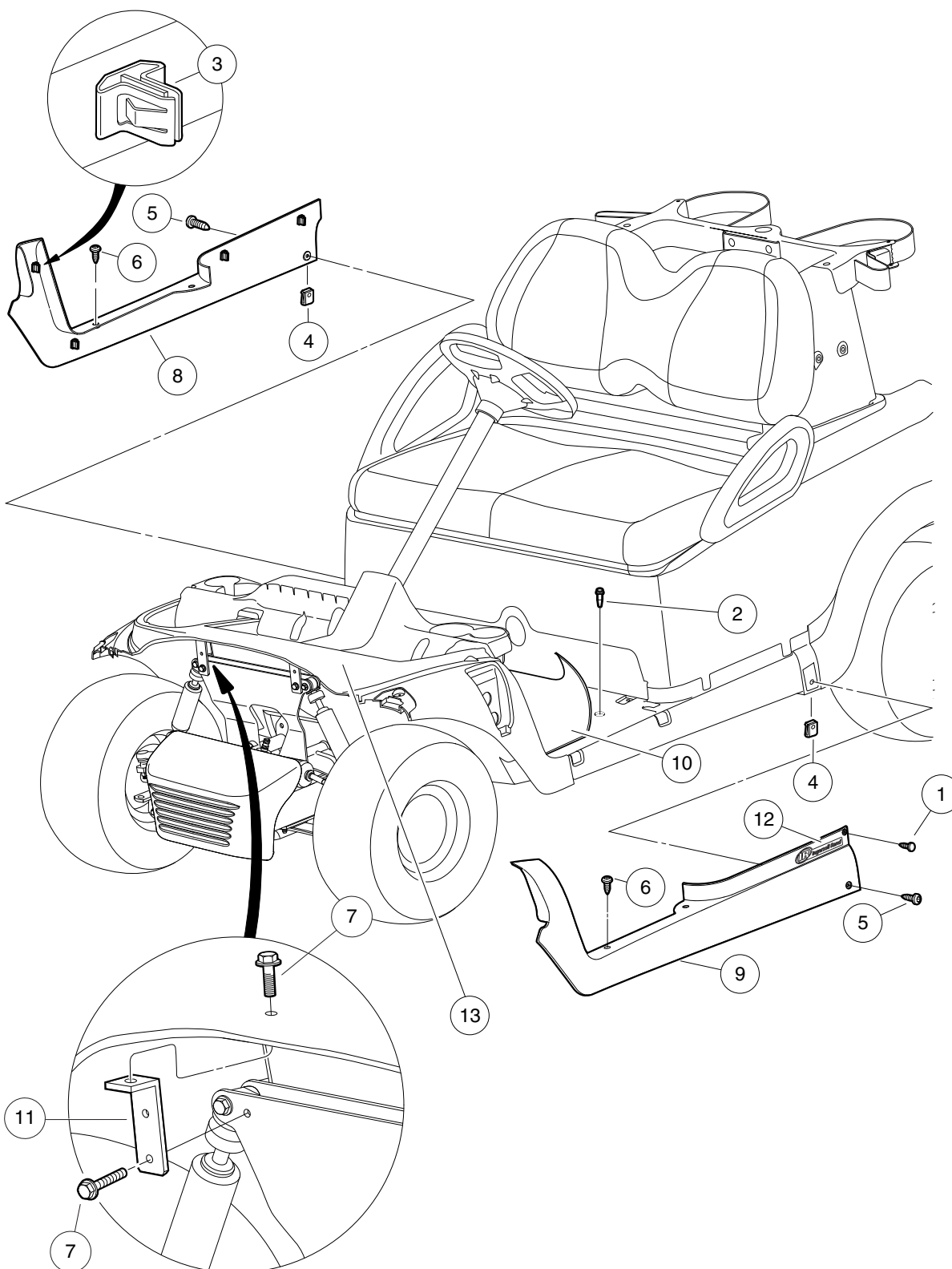
DASH – STYLE A

ITEM	PART NO.	DESCRIPTION	QTY	
		1 2 3 4		1
1	1010434	Barrel - Plastic	2	G
2	102292356	Screw-1/4-20x56 Hwh Self Drill	3	E
3	102296819	Screw-m6 X 19-pnhd Ab	2	
4	102380401	Dash, Tray	1	
5	102523101	Dash Assembly	1	
6	102557201	Screw, #6-20 Type Abx1.00 Pan	1	
<p>Note: Dash-style A should be used with front underbody-style A only. Underbody-style A is no longer available as a service part. If underbody needs to be replaced as well, order underbody-style B and dash-style B.</p>				

1

G

E



000497-001

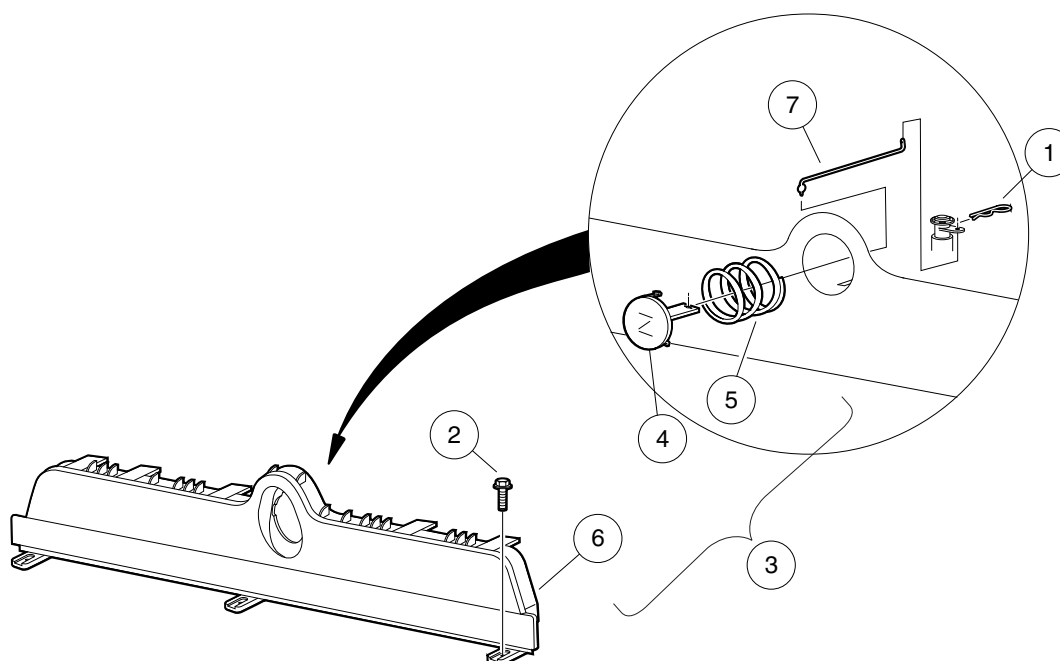
FLOOR MAT, RETAINER, AND FRONT UNDERBODY – STYLE B

ITEM	PART NO.	DESCRIPTION	QTY	1 G E
		1 2 3 4		
1	1010434	Barrel - Plastic	2	
2	102292356	Screw-1/4-20x56 Hwh Self Drill	3	
3	102292701	Clip-body-trim	8	
4	102296601	U-nut, M6-1.0 Prev Torque	2	
5	102296920	Screw, M6 Torx Bttn Hd Sems	2	
6	102298020	Screw, K80x20, Torx Pn Hd Pt	4	
7	102298716	M8-1.25x16 Taptite	4	
8	102302504	Retainer Asm-floormat Rh, Blk	1	
9	102302604	Retainer Asm-floormat Lh, Blk	1	
10	102504802	Floormat, Precedent	1	
11	102521901	Bracket-clamshell	2	
12	102523901	Decal, IR/Club Car	2	
13	****	Asm-front Underbody, Black	1	
		**** Special order item available upon request.		
		Note: Underbody-style B should be used with dash-style B only.		

1

G

E



000501-001

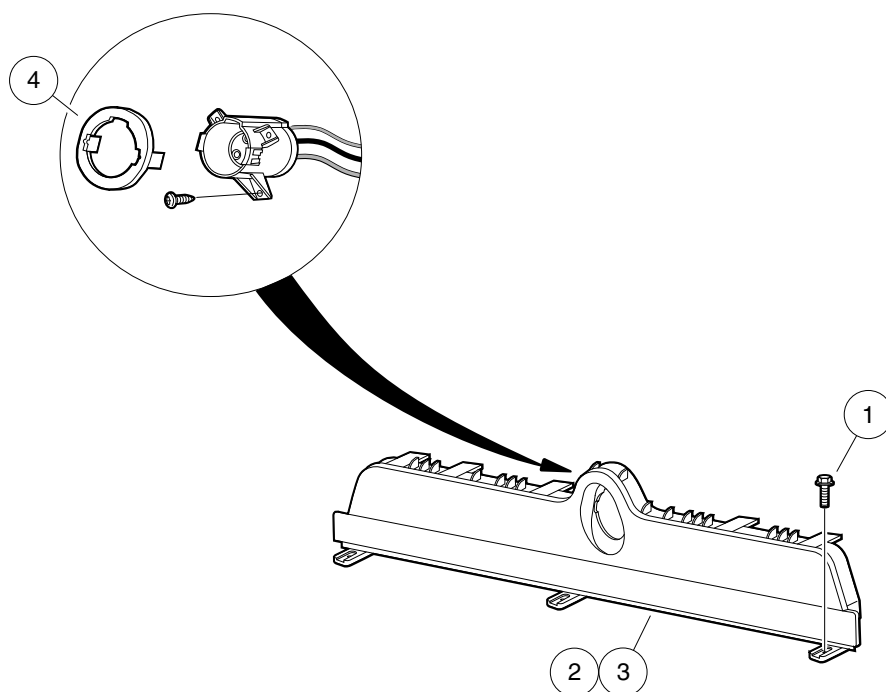
KICK PLATE – GASOLINE VEHICLE

ITEM	PART NO.	DESCRIPTION	QTY	1 G E
		1 2 3 4		
1	1014413	Pin, Hair Spring Cotter	1	
2	102298030	Screw, K80x30, Torx Pn Hd Pt	3	
3	102511702	Asm-gas Kick Plate, Blk (includes items 4 through 6)	1	
4	101811401	Lever, Choke	1	
5	101856201	Compression Spring	1	
6	N/A	Plate - Gas Kick, Blk	1	
7	102514401	Rod, Choke Button	1	

1

G

E



000500-001

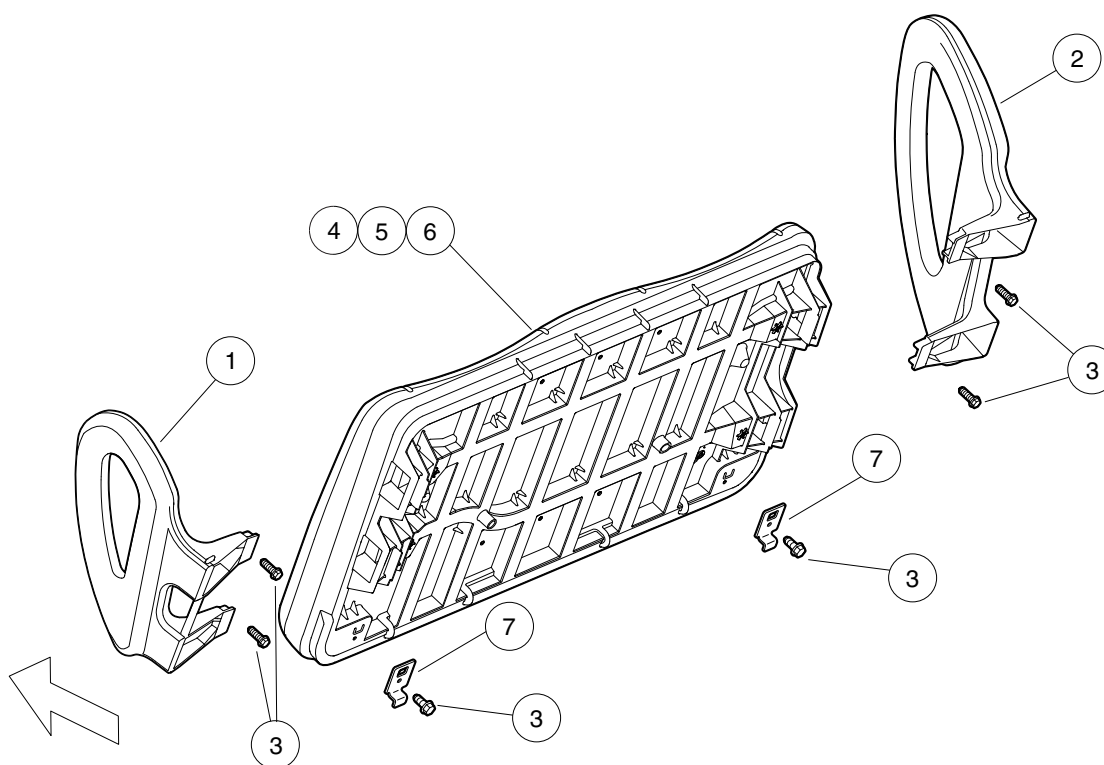
KICK PLATE – ELECTRIC VEHICLE

ITEM	PART NO.	DESCRIPTION	QTY	1 G E
		1 2 3 4		
1	102298030	Screw, K80x30, Torx Pn Hd Pt	3	
2	102508201	Plate - Electric Kick, Grey	1	
3	102508202	Plate - Electric Kick Blk	1	
4	102516901	Socket Trim	1	

1

G

E



000440-002

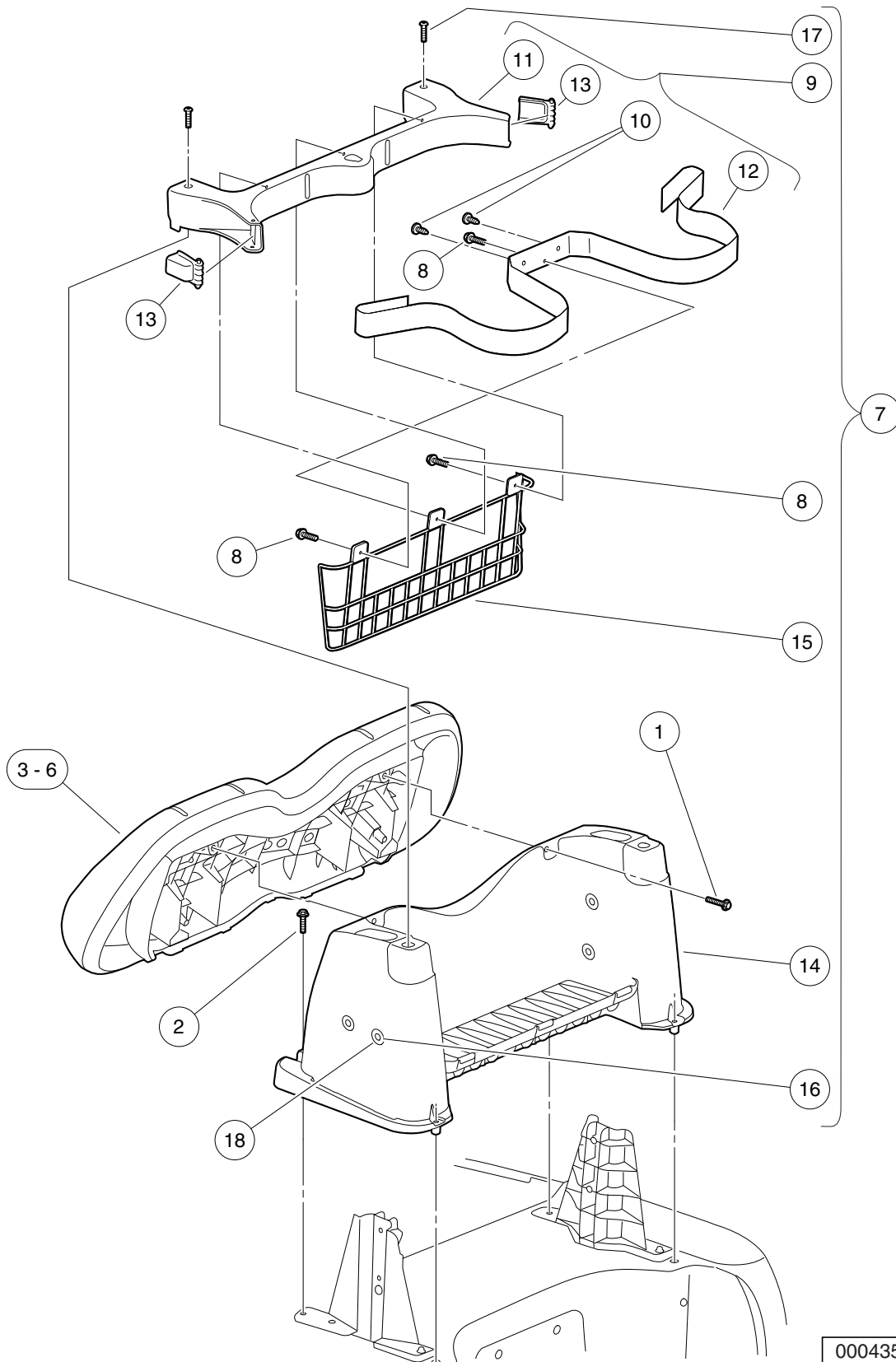
SEAT WITH HIP RESTRAINTS

ITEM	PART NO.	DESCRIPTION	QTY	1 G E
		1 2 3 4		
1	102562701	Hip Restraint, Prec, Lh	1	
2	102562801	Hip Restraint, Prec, Rh	1	
3	102562901	Screw, Seat Bottom Prec	6	
4	103423001	Seat Bottom Asy, Prec-beige	1	
5	103423002	Seat Bottom Asy, Prec-white	1	
6	103423004	Seat Bottom Asy, Prec-gray	1	
7	103447901	Bracket, Hinge, Male, Prec	2	

1

G

E



000435-001

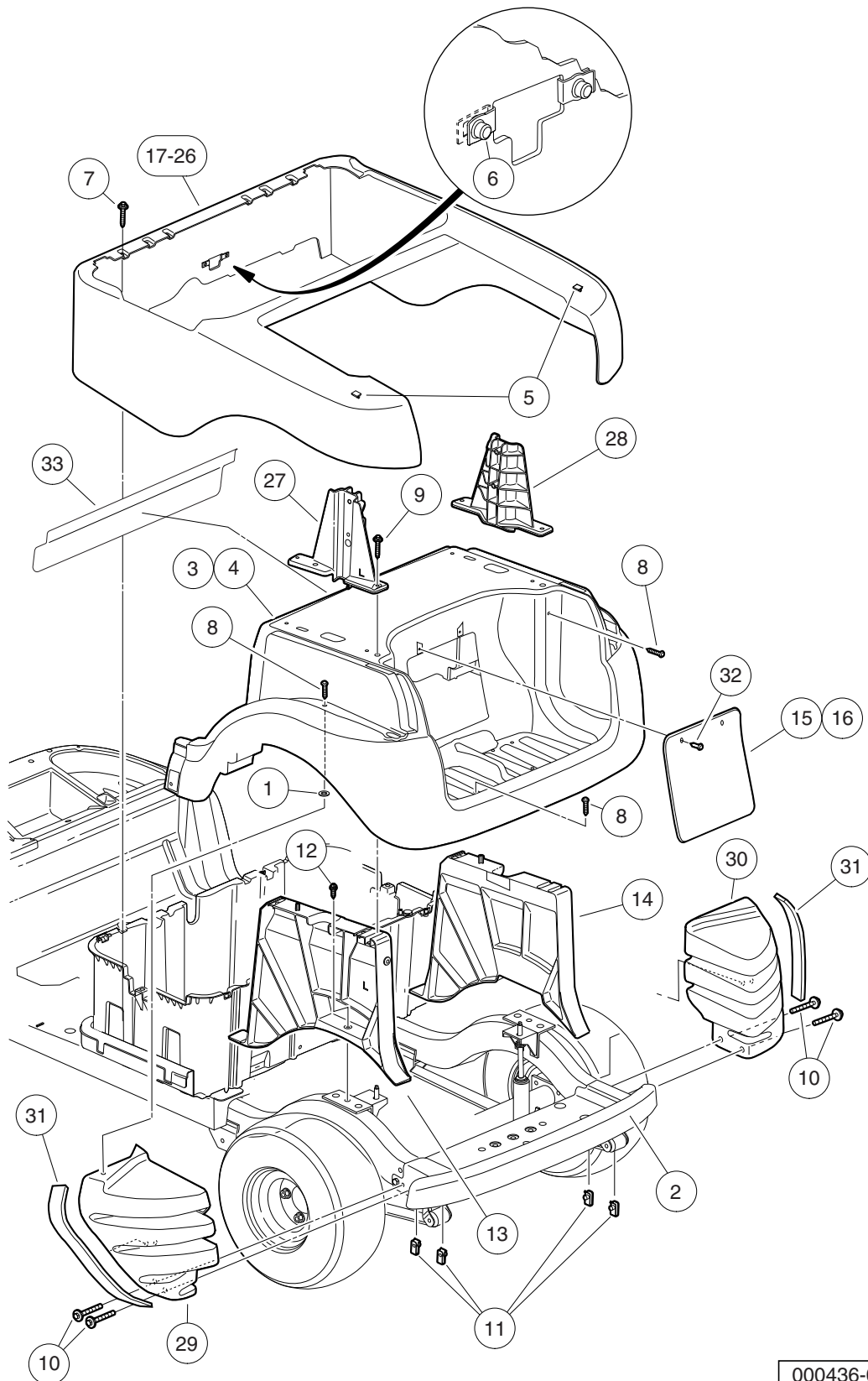
BACKREST AND STRUCTURAL ACCESSORY MODULE (SAM)

ITEM	PART NO.	DESCRIPTION	QTY	1 G E
		1 2 3 4		
1	102296530	Screw - M6 X 1.0 X 30 Sems	2	
2	102298240	Bolt, Flange Head, M8-1.25 X 40	4	
3	102503221	Service Backrest Asm, Beige	1	
4	102503222	Service Backrest Asm, White	1	
5	102503224	Service Backrest Asm, Gray	1	
6	102503225	Service Backrest Asm-black	1	
7	102503901	Asm-sam (includes items 8 through 17)	1	
8	102297125	Screw M6-1.0x25.4 Thd Fm Sems	3	
9	102504001	Asm-bag Hoop (includes items 10 through 13)	1	
10	1010434	Barrel - Plastic	2	
11	102504201	Hoop-bag	1	
12	102504301	Strap, Bag	1	
13	102517001	Buckle-bag Strap	2	
14	N/A	Structural Accessory Module	1	
15	102504501	Panel, SAM	1	
16	102551701	Insert M6x1.0	4	
17	103327601	Screw, 5/16, Torx, Bosscrew	2	
18	102568701	Barrel - Plastic 6mm	8	

1

G

E



000436-002

REAR BODY

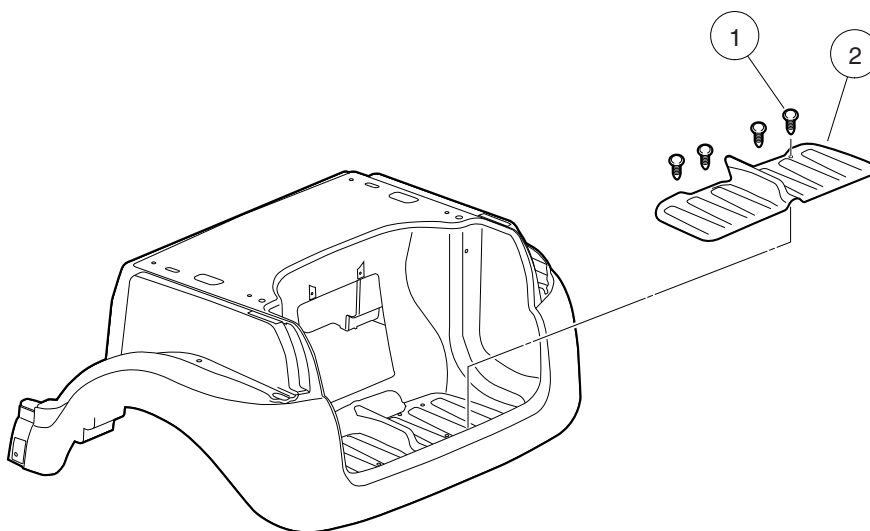
ITEM	PART NO.	DESCRIPTION	QTY
		1 2 3 4	
1	1012571	Washer, 5/16 Extra Thick Flat	2
2	102279001	Rear Bumper Beam	1
3	102279103	Underbody - Rear, Grey	1
4	102279104	Underbody - Rear, Blk	1
5	102292701	Clip-body-trim	2
6	102296601	U-nut, M6-1.0 Prev Torque	2
7	102297230	Screw,m6,torx,interlock,thread	4
8	102298030	Screw, K80x30, Torx Pn Hd Pt	6
9	102298240	Bolt, Flange Head, M8-1.25 X 40	2
10	102298580	M8-1.25 X 80 Sems	4
11	102298601	J-clip - M8 X 1.25	4
12	102298716	M8-1.25x16 Taptite	2
13	102500501	Asm, Rear U/b Support, Lh	1
14	102500601	Asm, Rear U/b Support, Rh	1
15	102501401	Panel, Access, Gray	1
16	102501402	Panel, Access, Black	1
17	102502301	Panel, Beauty, Rear, White	1
18	102502302	Panel, Beauty, Rear, Beige	1
19	102502304	Panel, Beauty, Rear, Gray	1
20	102502305	Panel, Beauty, Rear, Red	1
21	102502306	Panel, Beauty, Rear, Burgundy	1
22	102502307	Panel, Beauty, Rear, Green	1
23	102502308	Panel, Beauty, Rear, Blue	1
24	102502309	Panel, Beauty, Rear, Black	1
25	102502311	Panel-beauty Rear, Cayenne	1
26	102502313	Panel-beauty Rear, Atlantic	1
27	102502901	Bracket, Canopy Support Left-Hand	1
28	102503001	Bracket, Canopy Support Right-Hand	1
29	102545601	Liner, Rear Underbody Lh	1
30	102545602	Liner, Rear Underbody Right-Hand	1
31	102562101	Tape, Foam Black 12" *	A/R
32	102967901	Rivet, Removable, Tuflok 1/4"	2
33	N/A	Diverter, Precedent Water	1

* Note: Sold by the foot, 12 inches required per side

1

G

E



000729-001



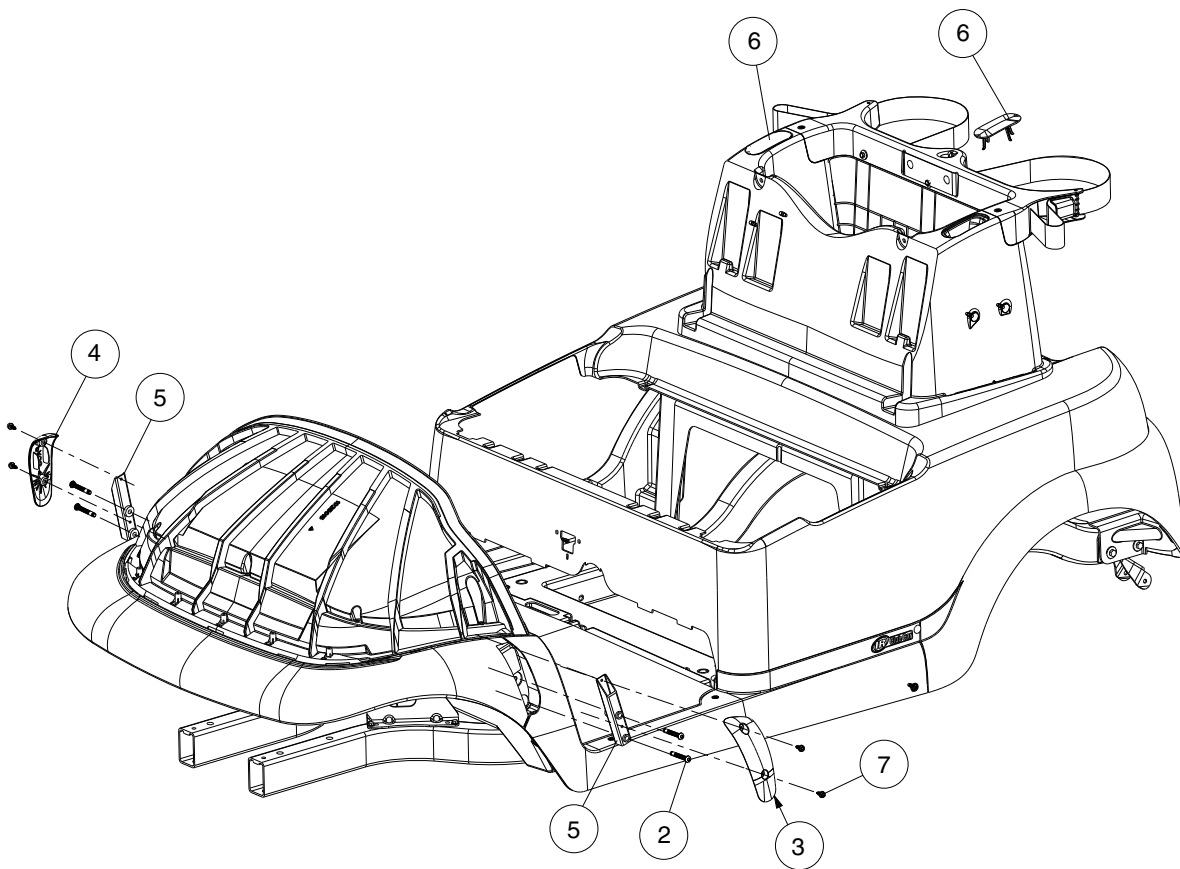
BAGWELL LINER

ITEM	PART NO.	DESCRIPTION	QTY	
1	1010434	1 2 3 4 Barrel - Plastic	4	1
2	102553901	Bagwell Liner	1	G
				E

1

G

E



000730-001

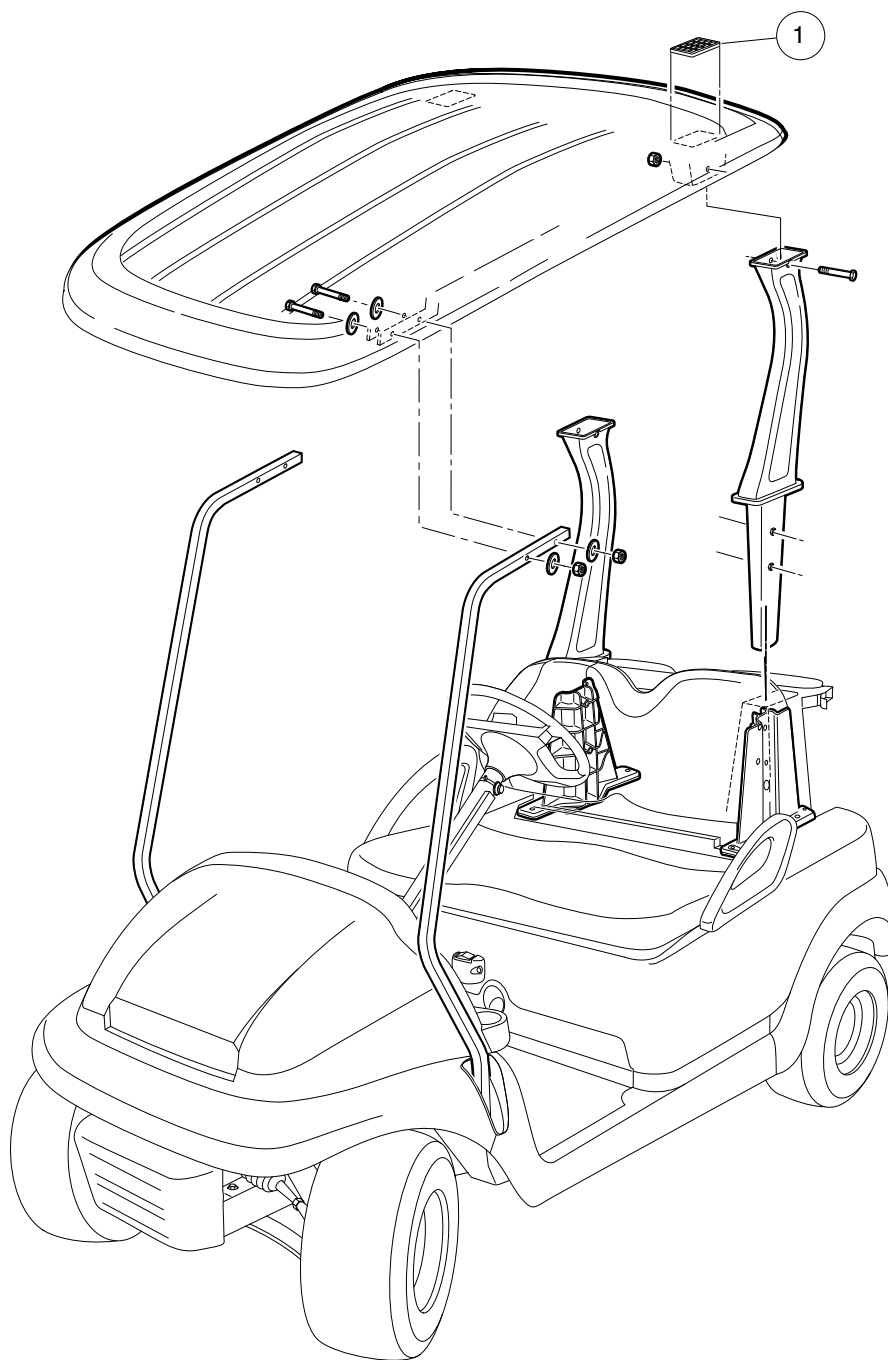
UNDERBODY COVERS (VEHICLE WITHOUT CANOPY)

ITEM	PART NO.	DESCRIPTION	QTY	1 G E
		1 2 3 4		
1	102543901	Kit, Underbody Cover, Gray (includes items 2 through 7)	1	
2	102299065	M8-1.25 X 65 Tx Bttn Hd Bolt	4	
3	N/A	Cover, Lh Non-canopy, Grey	1	
4	N/A	Cover, Rh Non-canopy, Grey	1	
5	N/A	Support, Strut Cover	2	
6	N/A	SAM Cap	2	
7	102544201	Screw, M6 Hex	4	
8	102543902	Kit, Underbody Cover, Black (includes items 9 through 14)	1	
9	102299065	M8-1.25 X 65 Tx Bttn Hd Bolt	4	
10	102400202	Cover, Lh Non-canopy, Blk	1	
11	102400302	Cover, Rh Non-canopy, Blk	1	
12	N/A	Support, Strut Cover	2	
13	N/A	SAM Cap	2	
14	102544201	Screw, M6 Hex	4	
<p>Note: Sub-components contained in item 8 are the same as those shown for item 1, except for the color of the caps and covers.</p>				

1

G

E



000439-002



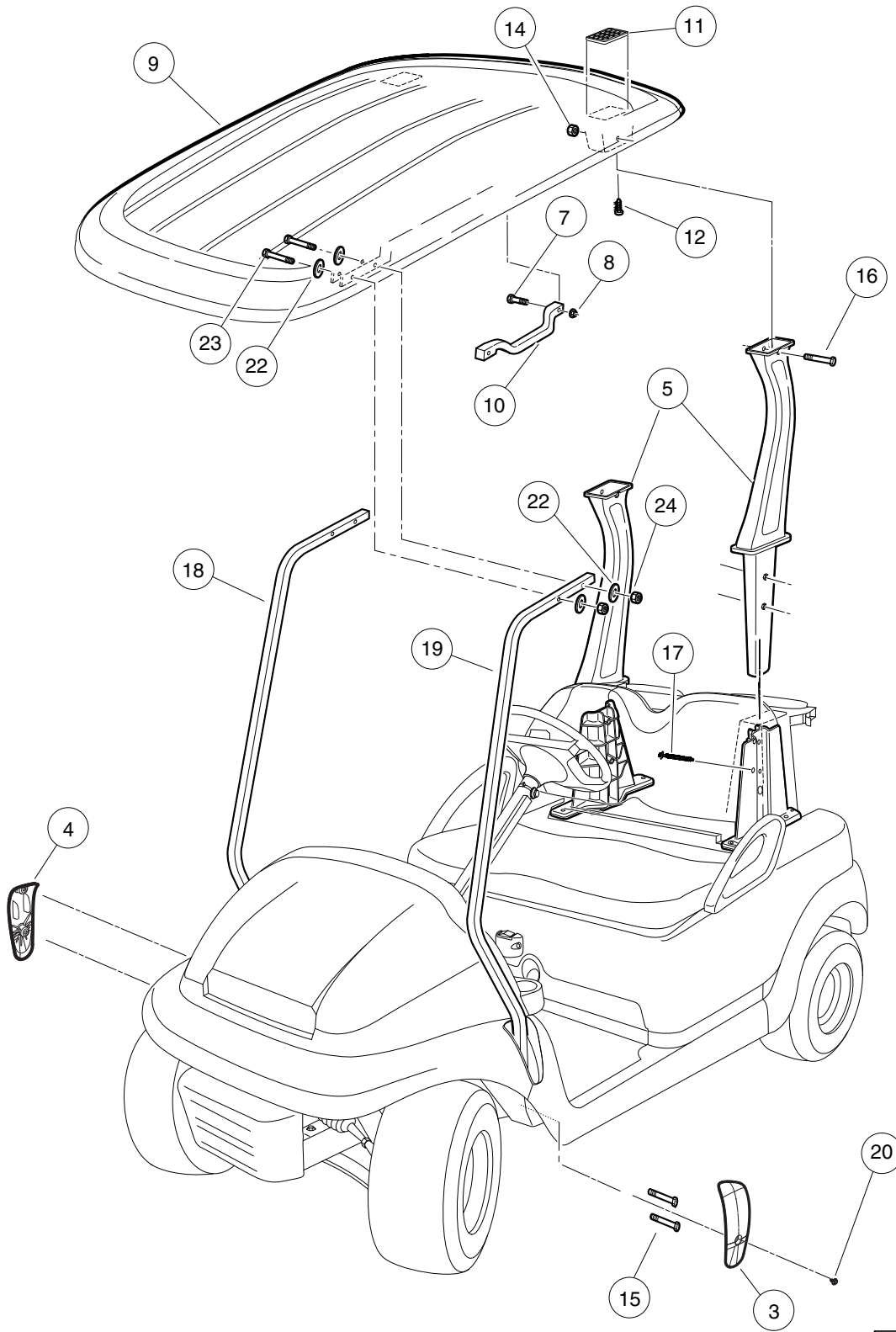
CANOPY SNAP-IN DRAIN COVER

ITEM	PART NO.	DESCRIPTION	QTY	1 G E
1	N/A	<p>1 2 3 4</p> <p>Drain Cover (Snap-In)</p> <p>Note: For use on canopies produced prior to mid-2007.</p>	2	

1

G

E



000439-001

CANOPY – BEIGE

ITEM	PART NO.	DESCRIPTION	QTY
		1 2 3 4	
1	102520702	Kit-canopy, Prec-beige (includes items 2 through 13)	1
2	N/A	Beige Canopy Component Kit (includes items 3 through 6)	1
3	102400002	Cover, Lh Canopy Support, Blk	1
4	102400102	Cover, Rh Canopy Support, Blk	1
5	102513501	Asm-rear Canopy Support	2
6	N/A	Asm-canopy, Beige (includes items 7 through 12)	1
7	102296140	Bolt, Flanged Head, M6x1.0x40	4
8	102296401	Nut-m6x1.0 Flng All Mtl Lock	4
9	102508902	Canopy-beige	1
10	102511602	Handle, Canopy (Beige)	2
11	103205101	Cover, Drain, Canopy, Precedent	2
12	103210101	Screw, #8 X.75, Torx, Tapping	2
13	N/A	Kit, Hardware, Canopy Strut (includes items 14 through 24)	1
14	102298401	Nut,m8,all Metal Lock	2
15	102299065	M8-1.25 X 65 Tx Bttm Hd Bolt	4
16	102299360	Screw, M8-1.25 X 60, Sems, Tx	2
17	102299601	Screw, Pt, K80x70 Hex Flg Hd	2
18	102512401	Support, Canopy Front, Right-Hand	1
19	102513301	Support, Canopy Front Left-Hand	1
20	102544201	Screw, M6 Hex	2
21	N/A	Instr, Kit, Canopy (prec)	1
22	103196001	Washer, Conical Spring, Canopy	8
23	103199301	Bolt - M6 X 1 X 45 Hh Grey	4
24	103200301	Nut, M6 x 1.00	4
Note: Item 21 not shown.			

1

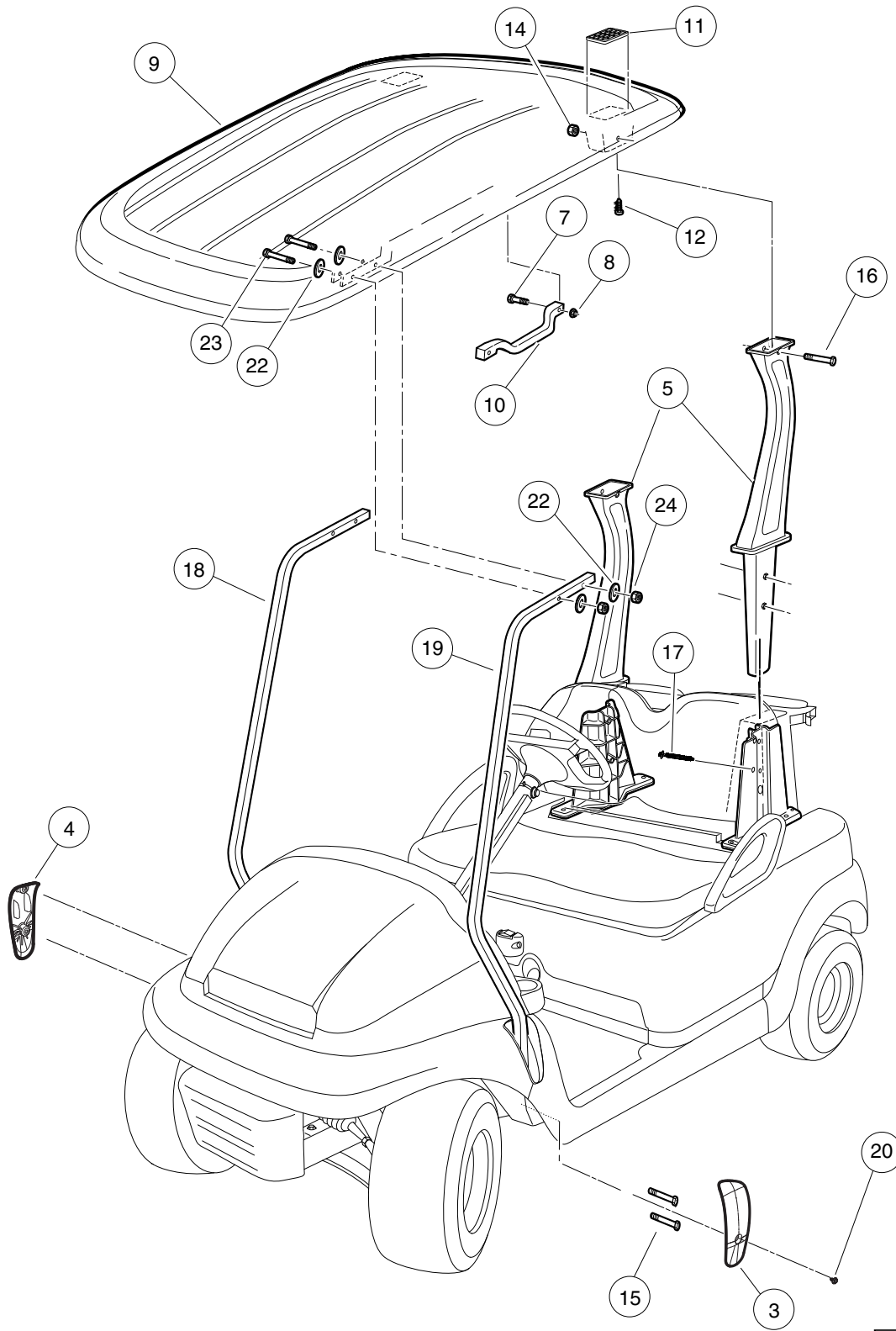
G

E

1

G

E



000439-001

CANOPY – WHITE

ITEM	PART NO.	DESCRIPTION	QTY
1	102520701	Kit-canopy, Prec-white (includes items 2 through 13)	1
2	N/A	White Canopy Component Kit (includes items 3 through 6)	1
3	102400002	Cover, Lh Canopy Support, Blk	1
4	102400102	Cover, Rh Canopy Support, Blk	1
5	102513501	Asm-rear Canopy Support	2
6	N/A	Asm-canopy, White (includes items 7 through 12)	1
7	102296140	Bolt, Flanged Head, M6x1.0x40	4
8	102296401	Nut-m6x1.0 Flng All Mtl Lock	4
9	102508901	Canopy-white	1
10	102511601	Handle, Canopy (White)	2
11	103205101	Cover, Drain, Canopy, Precedent	2
12	103210101	Screw, #8 X.75, Torx, Tapping	2
13	N/A	Kit, Hardware, Canopy Strut (includes items 14 through 24)	1
14	102298401	Nut,m8,all Metal Lock	2
15	102299065	M8-1.25 X 65 Tx Bttm Hd Bolt	4
16	102299360	Screw, M8-1.25 X 60, Sems, Tx	2
17	102299601	Screw, Pt, K80x70 Hex Flg Hd	2
18	102512401	Support, Canopy Front, Right-Hand	1
19	102513301	Support, Canopy Front Left-Hand	1
20	102544201	Screw, M6 Hex	2
21	N/A	Instr, Kit, Canopy (prec)	1
22	103196001	Washer, Conical Spring, Canopy	8
23	103199301	Bolt - M6 X 1 X 45 Hh Grey	4
24	103200301	Nut, M6 x 1.00	4

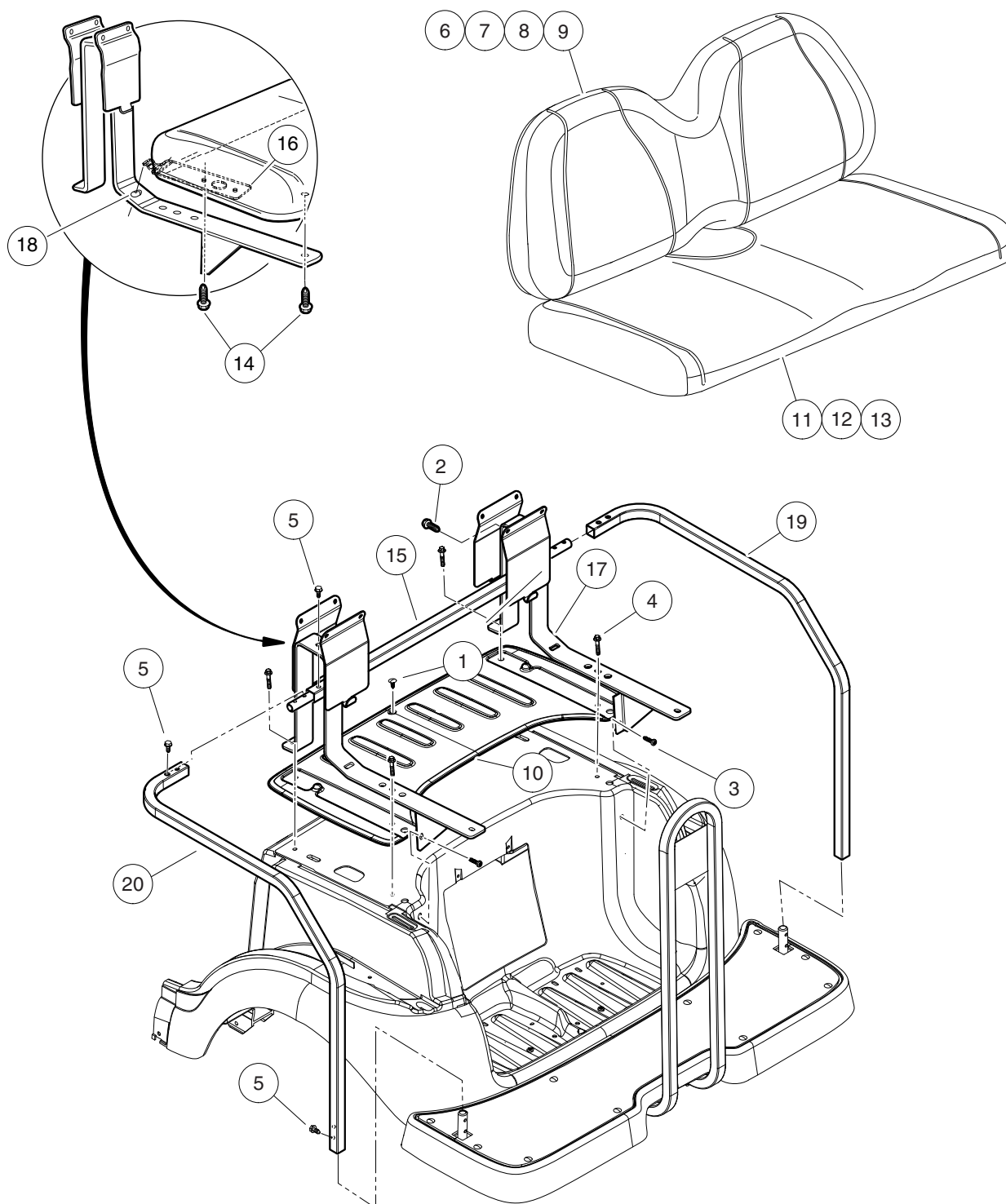
Note: Item 21 not shown.

1
G
E

1

G

E



000494-001

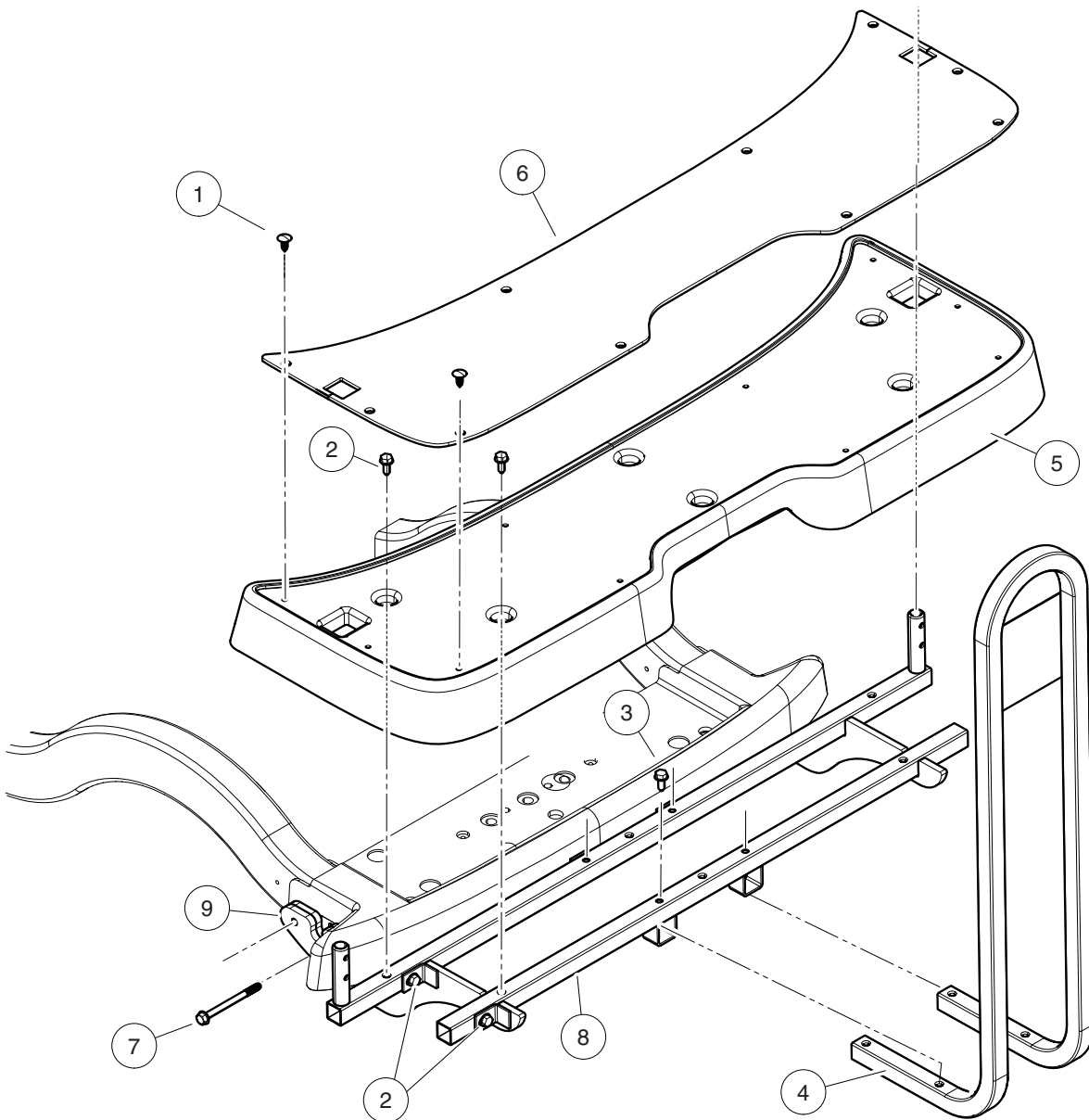
REAR SEAT – PRECEDENT VILLAGER 4

ITEM	PART NO.	DESCRIPTION	QTY	1 G E
		1 2 3 4		
1	1010434	Barrel - Plastic	10	
2	102296530	Screw - M6 X 1.0 X 30 Sems	4	
3	102298030	Screw, K80x30, Torx Pn Hd Pt	2	
4	102298240	Bolt, Flange Head, M8-1.25 X 40	A/R	
5	102298720	M8-1.25x20 Taptite	10	
6	102503221	Service Backrest Asm, Beige	1	
7	102503222	Service Backrest Asm, White	1	
8	102503224	Service Backrest Asm, Gray	1	
9	102503225	Service Backrest Asm-black	1	
10	102531501	Cover, 4-pass Ns1 Underbody	1	
11	102531701	4-Passenger Rear Seat Bottom, Beige	1	
12	102531702	4-Passenger Rear Seat Bottom, White	1	
13	102531704	4-Passenger Rear Seat Bottom, Gray	1	
14	102541425	Bolt-m6x1.0x25 Hex Flhd, Blk-l	4	
15	102572201	Connector Tube-hand Rail Asm	1	
16	102573101	Bracket, 4-pass Lower Seat	2	
17	102574801	Support-rh 4 Passenger Seat	1	
18	102574901	Support-lh 4 Passenger Seat	1	
19	102575101	Restraint- Rh 4-passenger Hip	1	
20	102575201	Restraint- Lh 4-passenger Hip	1	
Note: See also four-passenger kit information.				

1

G

E



000493-001



REAR FOOTREST ASSEMBLY – PRECEDENT VILLAGER 4

ITEM	PART NO.	DESCRIPTION	QTY
		1 2 3 4	
1	1010434	Barrel - Plastic	10
2	102298720	M8-1.25x20 Taptite	8
3	102298745	M8-1.25x45 Taptite	4
4	102531001	Handrail Weldment, Rear Seat	1
5	102531402	Footdeck, 4-Passenger, Black	1
6	102531601	Floormat, 4-Passenger, Rear	1
7	102534201	Bolt - Fl Hd, M8 X 95	4
8	102584701	Weld, 4-pass Footdeck-a	1
9	102584801	Weld, 4-pass Footdeck-b	1

1

G

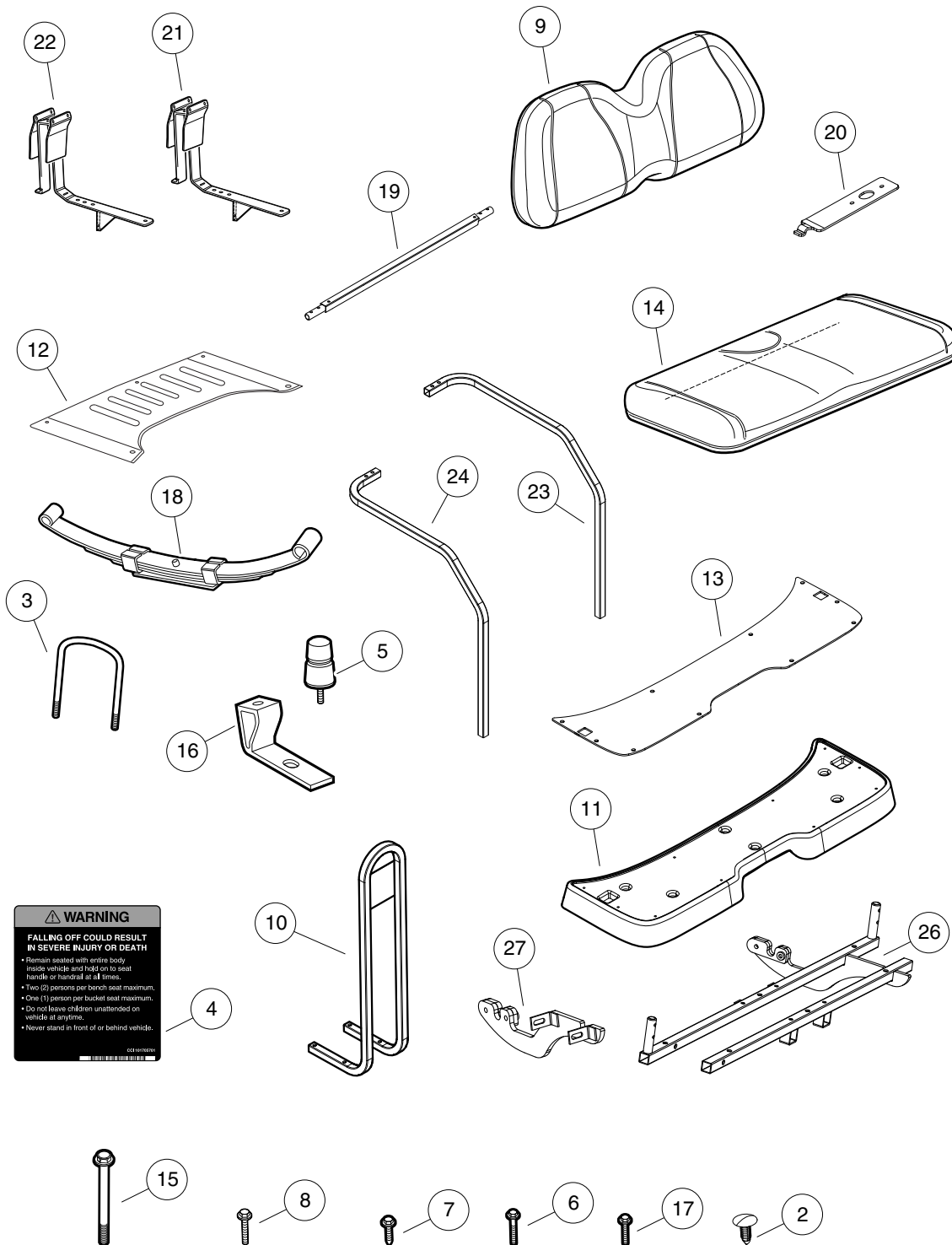
E



1

G

E



000505-001

FOUR PASSENGER CONVERSION KIT – BEIGE

ITEM	PART NO.	DESCRIPTION	QTY
		1 2 3 4	
1	102570901	Kit-4-pass, Prec, Std, Beige (includes items 2 through 27)	1
2	1010434	Barrel - Plastic	11
3	1014902	U-Bolt	2
4	101705701	Decal, Warning	1
5	1017235	Bumper, Jounce	2
6	102296530	Screw - M6 X 1.0 X 30 Sems	4
7	102298720	M8-1.25x20 Taptite	18
8	102298745	M8-1.25x45 Taptite	4
9	102503221	Service Backrest Asm, Beige	1
10	102531001	Handrail Weldment, Rear Seat	1
11	102531402	Footdeck, 4-Passenger, Black	1
12	102531501	Cover, 4-pass Ns1 Underbody	1
13	102531601	Floormat, 4-Passenger, Rear	1
14	102531701	4-Passenger Rear Seat Bottom, Beige	1
15	102534201	Bolt - Fl Hd, M8 X 95	4
16	102534801	Jounce Bumper Bracket	2
17	102541425	Bolt-m6x1.0x25 Hex Flhd, Blk-l	6
18	102544901	Spril, Leaf, Rear	2
19	102572201	Connector Tube-hand Rail Asm	1
20	102573101	Bracket, 4-pass Lower Seat	2
21	102574801	Support-rh 4 Passenger Seat	1
22	102574901	Support-lh 4 Passenger Seat	1
23	102575101	Restraint- Rh 4-passenger Hip	1
24	102575201	Restraint- Lh 4-passenger Hip	1
25	N/A	Instructions-4 Pass Field	1
26	102584701	Weld, 4-pass Footdeck-a	1
27	102584801	Weld, 4-pass Footdeck-b	1

1

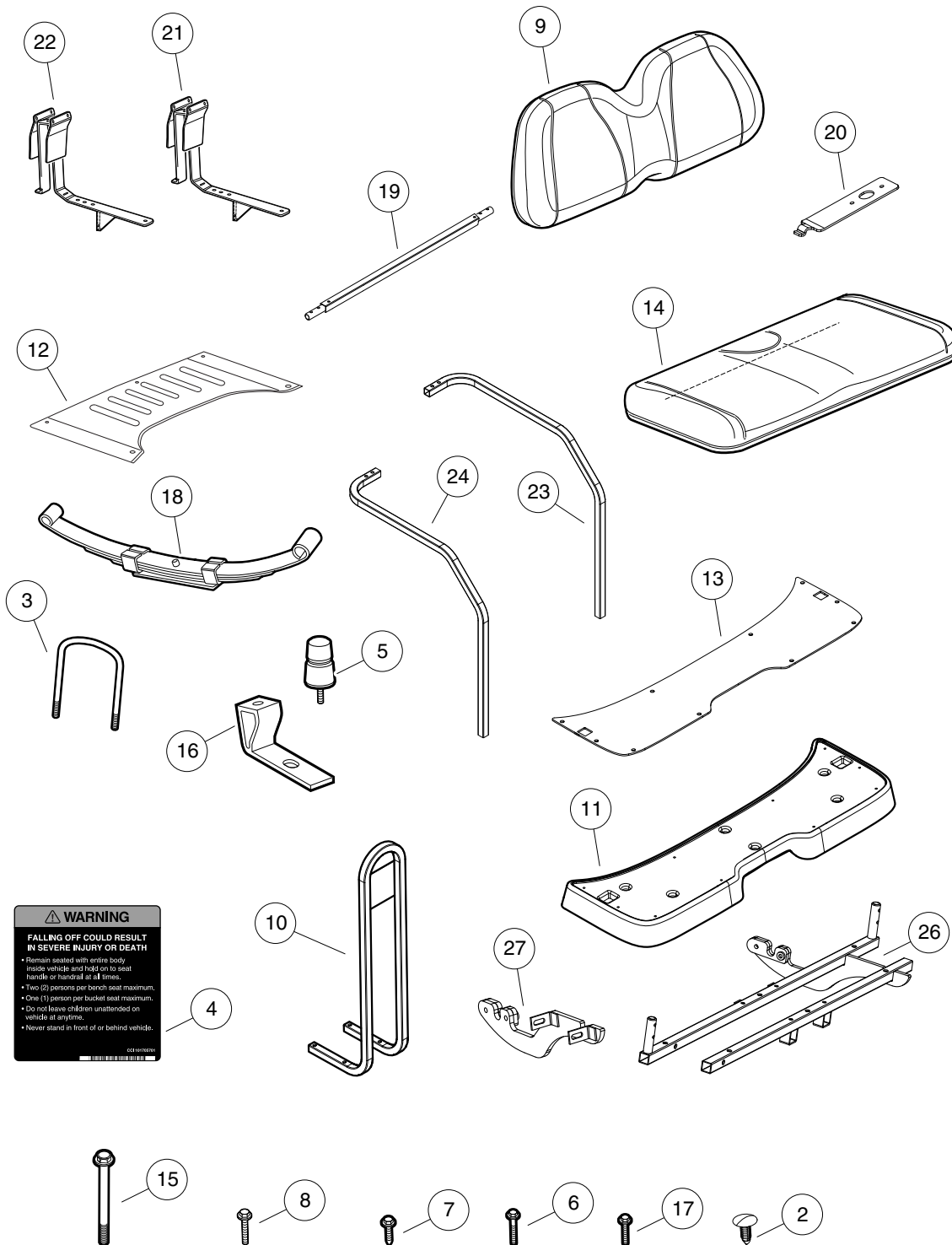
G

E

1

G

E



000505-001

FOUR PASSENGER CONVERSION KIT – WHITE

ITEM	PART NO.	DESCRIPTION	QTY
		1 2 3 4	
1	102570902	Kit-4-pass, Prec, Std, White (includes items 2 through 27)	1
2	1010434	Barrel - Plastic	11
3	1014902	U-Bolt	2
4	101705701	Decal, Warning	1
5	1017235	Bumper, Jounce	2
6	102296530	Screw - M6 X 1.0 X 30 Sems	4
7	102298720	M8-1.25x20 Taptite	18
8	102298745	M8-1.25x45 Taptite	4
9	102503222	Service Backrest Asm, White	1
10	102531001	Handrail Weldment, Rear Seat	1
11	102531402	Footdeck, 4-Passenger, Black	1
12	102531501	Cover, 4-pass Ns1 Underbody	1
13	102531601	Floormat, 4-Passenger, Rear	1
14	102531702	4-Passenger Rear Seat Bottom, White	1
15	102534201	Bolt - Fl Hd, M8 X 95	4
16	102534801	Jounce Bumper Bracket	2
17	102541425	Bolt-m6x1.0x25 Hex Flhd, Blk-l	6
18	102544901	Spril, Leaf, Rear	2
19	102572201	Connector Tube-hand Rail Asm	1
20	102573101	Bracket, 4-pass Lower Seat	2
21	102574801	Support-rh 4 Passenger Seat	1
22	102574901	Support-lh 4 Passenger Seat	1
23	102575101	Restraint- Rh 4-passenger Hip	1
24	102575201	Restraint- Lh 4-passenger Hip	1
25	N/A	Instructions-4 Pass Field	1
26	102584701	Weld, 4-pass Footdeck-a	1
27	102584801	Weld, 4-pass Footdeck-b	1

1

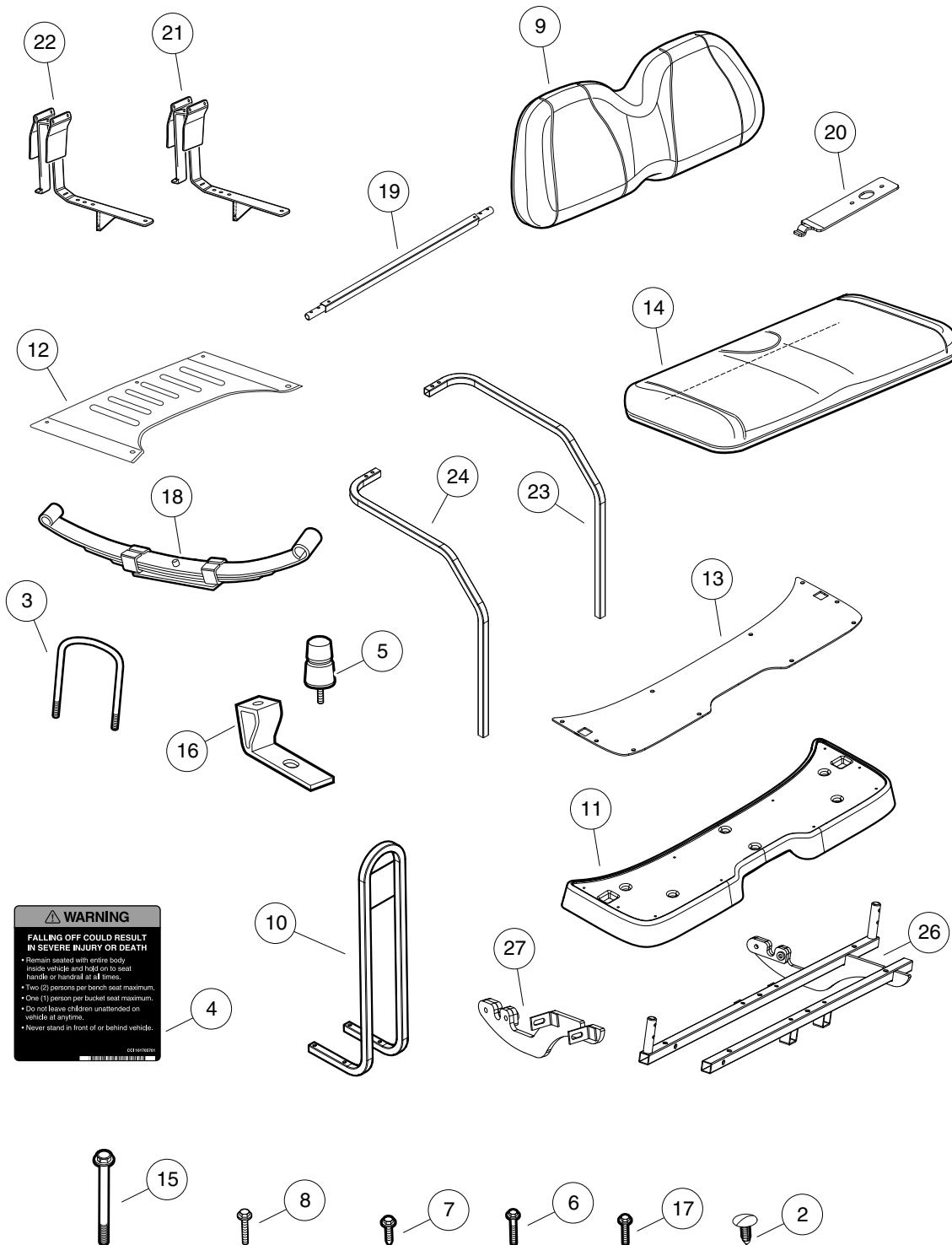
G

E

1

G

E



000505-001

FOUR PASSENGER CONVERSION KIT – GRAY

ITEM	PART NO.	DESCRIPTION	QTY
		1 2 3 4	
1	102570904	Kit, 4 Passenger, Precedent, Std, Gray (includes items 2 through 27)	1
2	1010434	Barrel - Plastic	11
3	1014902	U-Bolt	2
4	101705701	Decal, Warning	1
5	1017235	Bumper, Jounce	2
6	102296530	Screw - M6 X 1.0 X 30 Sems	4
7	102298720	M8-1.25x20 Taptite	18
8	102298745	M8-1.25x45 Taptite	4
9	102503224	Service Backrest Asm, Gray	1
10	102531001	Handrail Weldment, Rear Seat	1
11	102531402	Footdeck, 4-Passenger, Black	1
12	102531501	Cover, 4-pass Ns1 Underbody	1
13	102531601	Floormat, 4-Passenger, Rear	1
14	102531704	4-Passenger Rear Seat Bottom, Gray	1
15	102534201	Bolt - Fl Hd, M8 X 95	4
16	102534801	Jounce Bumper Bracket	2
17	102541425	Bolt-m6x1.0x25 Hex Flhd, Blk-l	6
18	102544901	Spril, Leaf, Rear	2
19	102572201	Connector Tube-hand Rail Asm	1
20	102573101	Bracket, 4-pass Lower Seat	2
21	102574801	Support-rh 4 Passenger Seat	1
22	102574901	Support-lh 4 Passenger Seat	1
23	102575101	Restraint- Rh 4-passenger Hip	1
24	102575201	Restraint- Lh 4-passenger Hip	1
25	N/A	Instructions-4 Pass Field	1
26	102584701	Weld, 4-pass Footdeck-a	1
27	102584801	Weld, 4-pass Footdeck-b	1

1
G
E

DID YOU KNOW?

CartPros directs you to the right part using the part numbers from this manual. Enter the part number into our search box and it will find the part you are looking for.

**GET STARTED
HERE**

→ <https://CartPros.com/f.html>

1

G

E

**DID YOU
KNOW?**

CartPros directs you to the right part using the part numbers from this manual. Enter the part number into our search box and it will find the part you are looking for.

**GET STARTED
HERE**



<https://CartPros.com/f.html>

WHEEL AND TIRES

2

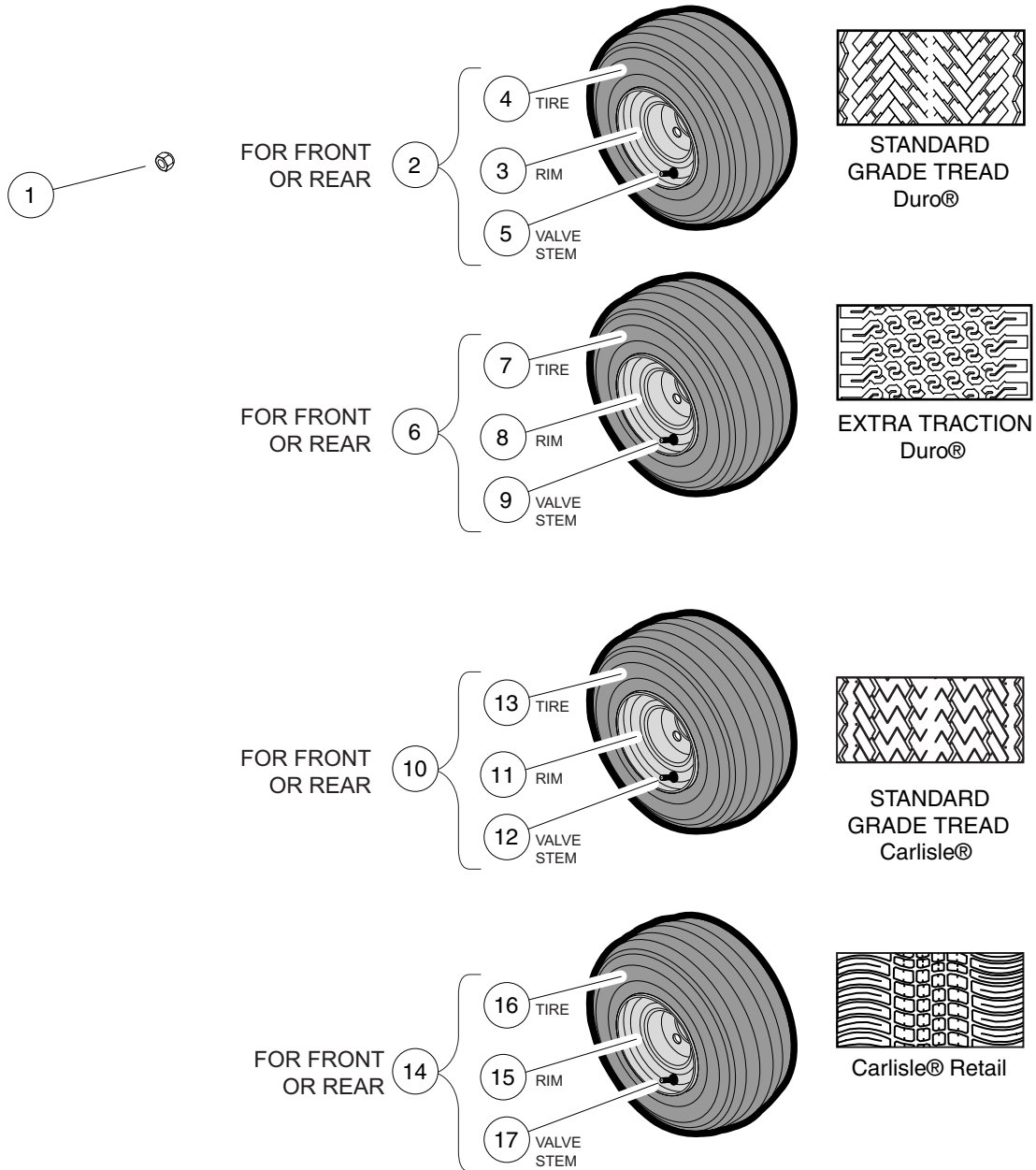
G

E

2

G

E



000474-001

WHEELS AND TIRES – PROFESSIONAL

ITEM	PART NO.	DESCRIPTION	QTY
		1 2 3 4	
1	1010984	.500-20 Unf Lug Nut	16
2	102522604	Asm - Duro Std Gray (includes items 3 through 5)	4
3	102557801	Wheel Rim Asm, 8" X 7.000"	1
4	102569304	Duro 18 X 8.5 X 8, 4-Ply	1
5	7310	Valve Stem	1
6	102522605	Asm - Duro Extra Tract Gray (includes items 7 through 9)	4
7	101769302	Tire, Unmounted Xtrac 18 x 8.50-8	1
8	102557801	Wheel Rim Asm, 8" X 7.000"	1
9	7310	Valve Stem	1
10	102522608	Asm-carlisle Std Gray (includes items 11 through 13)	A/R
11	102557801	Wheel Rim Asm, 8" X 7.000"	1
12	7310	Valve Stem	1
13	N/A	Tire, Unmouonted, Carlisle Standard Tread	1
14	102522609	Asm-carlisle Retail (includes items 15 through 17)	2
15	102557801	Wheel Rim Asm, 8" X 7.000"	1
16	102569309	Carlisle 18 X 8.50 R8	1
17	7310	Valve Stem	1

2

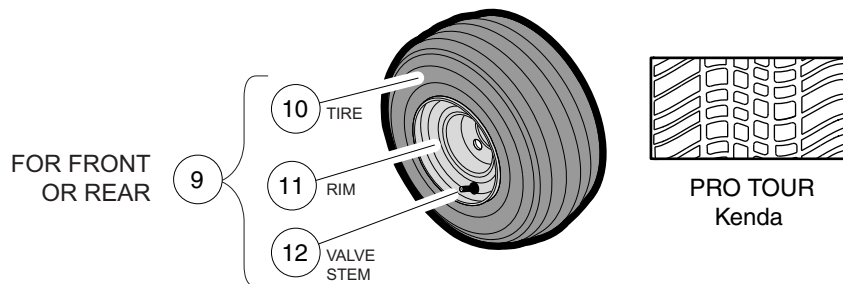
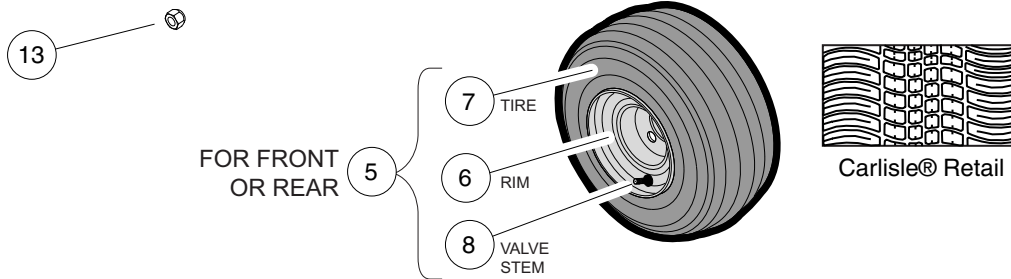
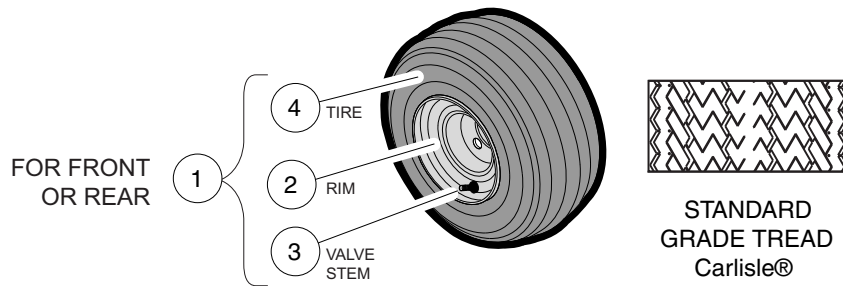
G

E

2

G

E



000475-001

WHEELS AND TIRES – CHAMPION

ITEM	PART NO.	DESCRIPTION	QTY	2 G E
		1 2 3 4		
1	102522608	Asm-carlisle Std Gray (includes items 2 through 4)	4	
2	102557801	Wheel Rim Asm, 8" X 7.000"	1	
3	7310	Valve Stem	1	
4	N/A	Tire, Unmouonted, Carlisle Standard Tread	1	
5	102522609	Asm-carlisle Retail (includes items 6 through 8)	4	
6	102557801	Wheel Rim Asm, 8" X 7.000"	1	
7	102569309	Carlisle 18 X 8.50 R8	1	
8	7310	Valve Stem	1	
9	102540601	Tire and Wheel, Aluminum (includes items 10 through 12)	4	
10	102556701	Tire, Pro Tour, 205-50 X 10	1	
11	102556801	Wheel, ChampionsAluminum'.....	1	
12	7310	Valve Stem	1	
13	102540701	Lug Nut, 1/2" Closed End	16	

DID YOU KNOW?

CartPros directs you to the right part using the part numbers from this manual. Enter the part number into our search box and it will find the part you are looking for.

**GET STARTED
HERE**



<https://CartPros.com/f.html>

2

G

E

**DID YOU
KNOW?**

CartPros directs you to the right part using the part numbers from this manual. Enter the part number into our search box and it will find the part you are looking for.

**GET STARTED
HERE**

→ <https://CartPros.com/f.html>

DECALS

3

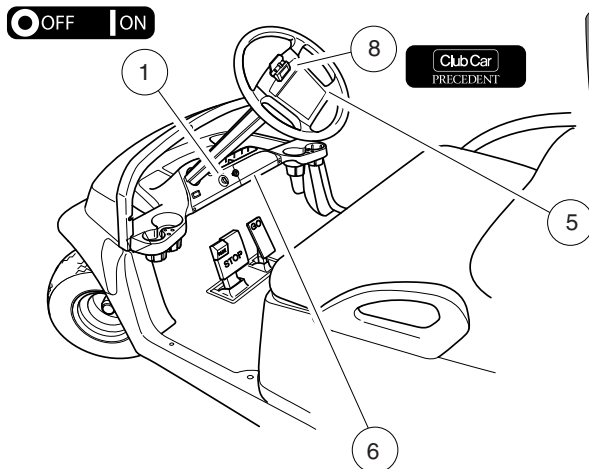
G

E

3

G

E



OPERATING INSTRUCTIONS

- Read owner's manual and safety warnings located on dash panel prior to driving.
- Study and understand controls.

TO OPERATE

- Turn wheels to desired direction and ensure path is clear.
- Turn key to ON position.
- While stopped, place shift lever in desired position:
F—Forward N—Neutral R—Reverse (Buzzer will sound)
- Park brake will release and vehicle will start moving when accelerator pedal is pressed.
- Slowly press accelerator pedal to increase speed.
- To stop, release accelerator pedal and press brake pedal.

BEFORE LEAVING

- Press park brake pedal until it locks and holds vehicle.
- Place Forward/Reverse switch in NEUTRAL position.
- Turn key OFF and remove key when not in use.

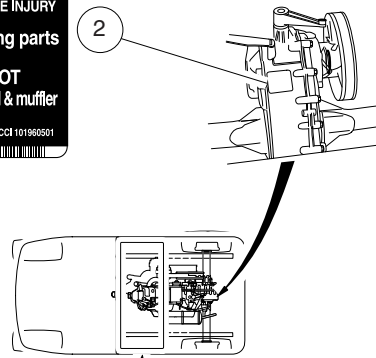
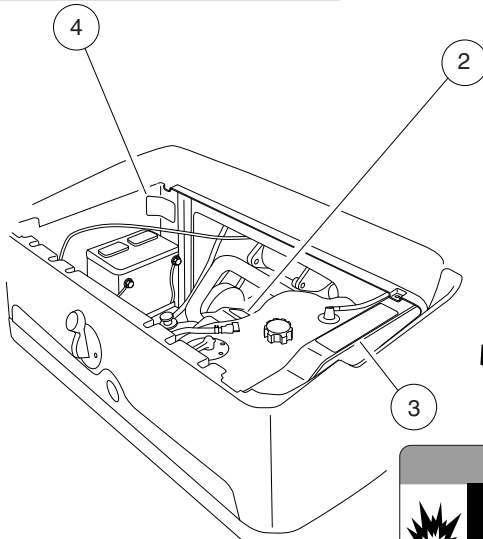
CCI 102519201

WARNING

ROLLOVER OR FALLING OFF MAY CAUSE SERIOUS INJURY OR DEATH.

- Before using vehicle, read operating instructions.
- Do not start vehicle until all occupants are seated.
- Keep entire body inside vehicle while moving.
- Drive slowly in turns and straight up and down slopes.
- Use brakes to reduce speed when coasting downhill.
- Never operate under the influence of alcohol or drugs.
- For use by authorized persons in designated areas only.
- Remain seated while moving.
- Operate from driver side only.
- Never operate on public roads.
- Hold on to seat handle while moving.
- Two (2) persons per seat maximum.
- Never stand in front of or behind vehicle.
- Do not leave children unattended on vehicle.

CCI 102519301



WARNING

GASOLINE EXPLOSION / FIRE CAN CAUSE SEVERE INJURY OR DEATH

- No sparks or open flame near fuel or fuel tank.
- No smoking near fuel or fuel tank.
- Stop engine and allow to cool before refueling.
- Turn fuel valve (—) on during operation.
- Turn fuel valve (—) off during storage or transport.

EXCESSIVE SPEED CAN CAUSE SEVERE INJURY OR DEATH

- Do not tamper with engine governor adjustment.

CCI 102517801

CE

000444-001



DECALS – GASOLINE VEHICLE

ITEM	PART NO.	DESCRIPTION	QTY
		1 2 3 4	
1	101825101	Decal, Off/On	1
2	101960501	Decal, Rotating Parts/Hot Manifold	2
3	102517801	Decal, Warning - Gas and Govenor	1
4	102517901	Decal, Warning - Frame Ground	1
5	102519201	Decal, Operating Instr, Gas	1
6	102519301	Decal, Warning, Rollover	1
7	102538101	Decal, Operating Instructions	1
8	102540901	Decal, Club Car Clip	1
Note: Item 7 not shown.			

3

G

E

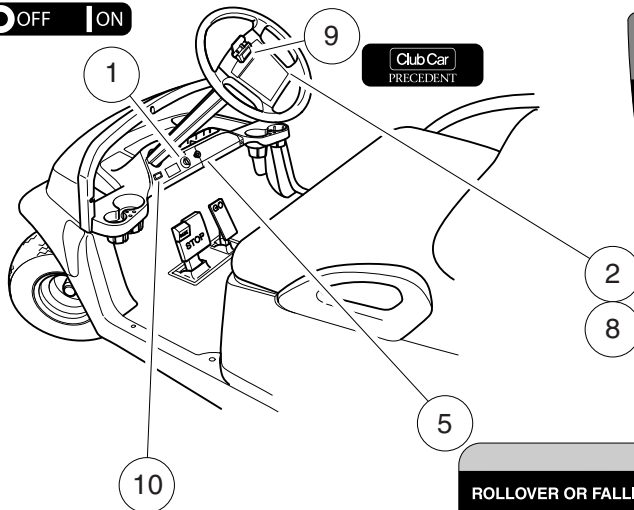


3

G

E

OFF ON



IMPORTANT NOTICE

This vehicle does not conform to ANSI Z130.1 - "Standard for Golf Cars - Safety and Performance Requirements" because it is capable of speeds in excess of 15 miles per hour. Exercise caution.

CCI 10255901

OPERATING INSTRUCTIONS

- Read owner's manual and dash-mounted safety warnings prior to driving.
- Study and understand controls.

TO OPERATE

- Turn wheels to desired direction and ensure path is clear.
- Turn key to ON position.
- While stopped, place Forward/Reverse switch in desired position: F - Forward N - Neutral R - Reverse (Buzzer will sound)
- Park brake will release and vehicle will start moving when accelerator pedal is pressed.
- Slowly press accelerator pedal to increase speed.
- To stop, release accelerator pedal and press brake pedal.

BEFORE LEAVING

- Press park brake pedal until it locks and holds vehicle.
- Place Forward/Reverse switch in NEUTRAL position.
- Turn key OFF and remove key when not in use.

MOTOR BRAKING

- Electric motor braking provides speed regulation functions.
- For parked vehicle, beeping alarm indicates vehicle roll away.
- In operation, beeping alarm indicates reduction in motor braking.
- Apply brakes to further reduce vehicle speed as required.
- System is activated only when tow switch is in the RUN position.
- When towing this vehicle, tow switch must be in the TOW position.

CCI 102518001

WARNING

ROLLOVER OR FALLING OFF MAY CAUSE SERIOUS INJURY OR DEATH.

- Before using vehicle, read operating instructions.
- Do not start vehicle until all occupants are seated.
- Keep entire body inside vehicle while moving.
- Drive slowly in turns and straight up and down slopes.
- Use brakes to reduce speed when coasting downhill.
- Never operate under the influence of alcohol or drugs.
- For use by authorized persons in designated areas only.
- Remain seated while moving.
- Operate from driver side only.
- Never operate on public roads.
- Hold on to seat handle while moving.
- Two (2) persons per seat maximum.
- Never stand in front of or behind vehicle.
- Do not leave children unattended on vehicle.

CCI 102519301

WARNING

HEAVY LIFTING CAN CAUSE SEVERE PERSONAL INJURY

- The weight of each 12-volt battery is in excess of 80 lb (36.3 kg).
- Lift batteries only with the aid of an assistant.

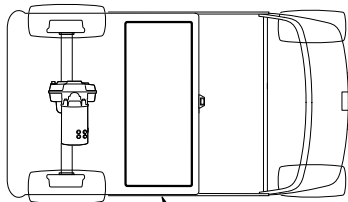
CCI 102538501

CAUTION

EXPOSURE TO WATER MAY DAMAGE ELECTRONIC COMPONENTS

- Do not operate vehicle without this cover properly installed.
- Do not direct water stream in the area of the cover without cover securely in place.
- See vehicle maintenance and service manual before servicing.

CCI 102518001



WARNING

BATTERY EXPLOSION / ELECTRICAL COMPONENT DAMAGE

- Place Run/Tow switch in TOW position before performing any of the following:
 - Disconnecting or connecting battery cables
 - Towing this vehicle
 - Extended storage
 - Servicing the vehicle
- Do not store items in battery compartment.
- Do not operate vehicle without the cover properly installed.
- Keep electronic components dry.
- See vehicle maintenance and service manual before servicing.

CCI 102519401

WARNING

SHORTING OF BATTERY TERMINALS CAN CAUSE PERSONAL INJURY OR DEATH.

- Do not place component mounting plate directly on top of batteries, when removing or installing plate.
- Remove plate from vehicle completely.

102527501

000441-001



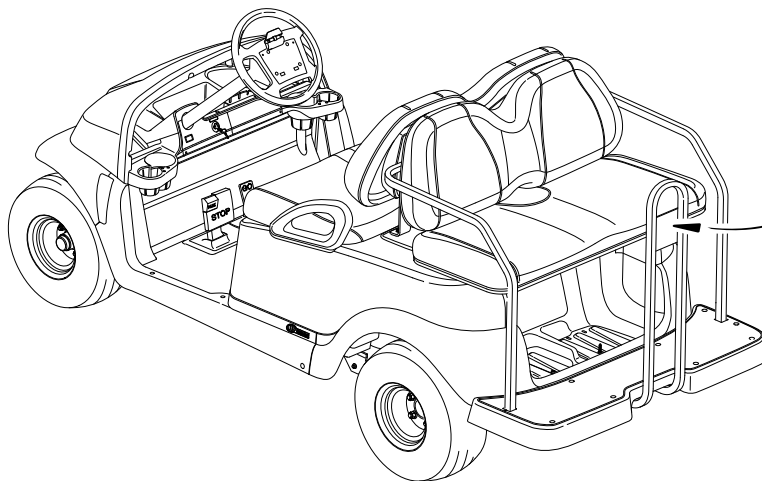
DECALS – ELECTRIC VEHICLE

ITEM	PART NO.	DESCRIPTION	QTY	3 G E
		1 2 3 4		
1	101825101	Decal, Off/On	1	
2	102518001	Decal, Operating Instr, Elec	1	
3	102518101	Decal, Run/Tow with Storage Area	1	
4	102518301	Decal, Caution, Electrical Component Cover	1	
5	102519301	Decal, Warning, Rollover	1	
6	102519401	Decal, Run/Tow Safety, IQ	1	
7	102527501	Decal-component Mounting Plate	1	
8	102538201	Decal, Operating Instructions	1	
9	102540901	Decal, Club Car Clip	1	
10	102555901	Decal, Private Speed, Prec	1	
11	103238501	Decal, Warning -battery Weight	1	
Note: Item 8 not shown.				

3**G****E****WARNING****FALLING OFF COULD RESULT
IN SEVERE INJURY OR DEATH**

- Remain seated with entire body inside vehicle and hold on to seat handle or handrail at all times.
- Two (2) persons per bench seat maximum.
- One (1) person per bucket seat maximum.
- Do not leave children unattended on vehicle at anytime.
- Never stand in front of or behind vehicle.

CCI 101705701



000495-001



DECAL – PRECEDENT VILLAGER 4

ITEM	PART NO.	DESCRIPTION	QTY	
1	101705701	<div>1 2 3 4</div> Decal, Warning	4	<div>3</div> <div>G</div> <div>E</div>

DID YOU KNOW?

CartPros directs you to the right part using the part numbers from this manual. Enter the part number into our search box and it will find the part you are looking for.

**GET STARTED
HERE**



<https://CartPros.com/f.html>

3

G

E

**DID YOU
KNOW?**

CartPros directs you to the right part using the part numbers from this manual. Enter the part number into our search box and it will find the part you are looking for.

**GET STARTED
HERE**



<https://CartPros.com/f.html>

BRAKES AND PEDAL GROUP ASSEMBLIES

4

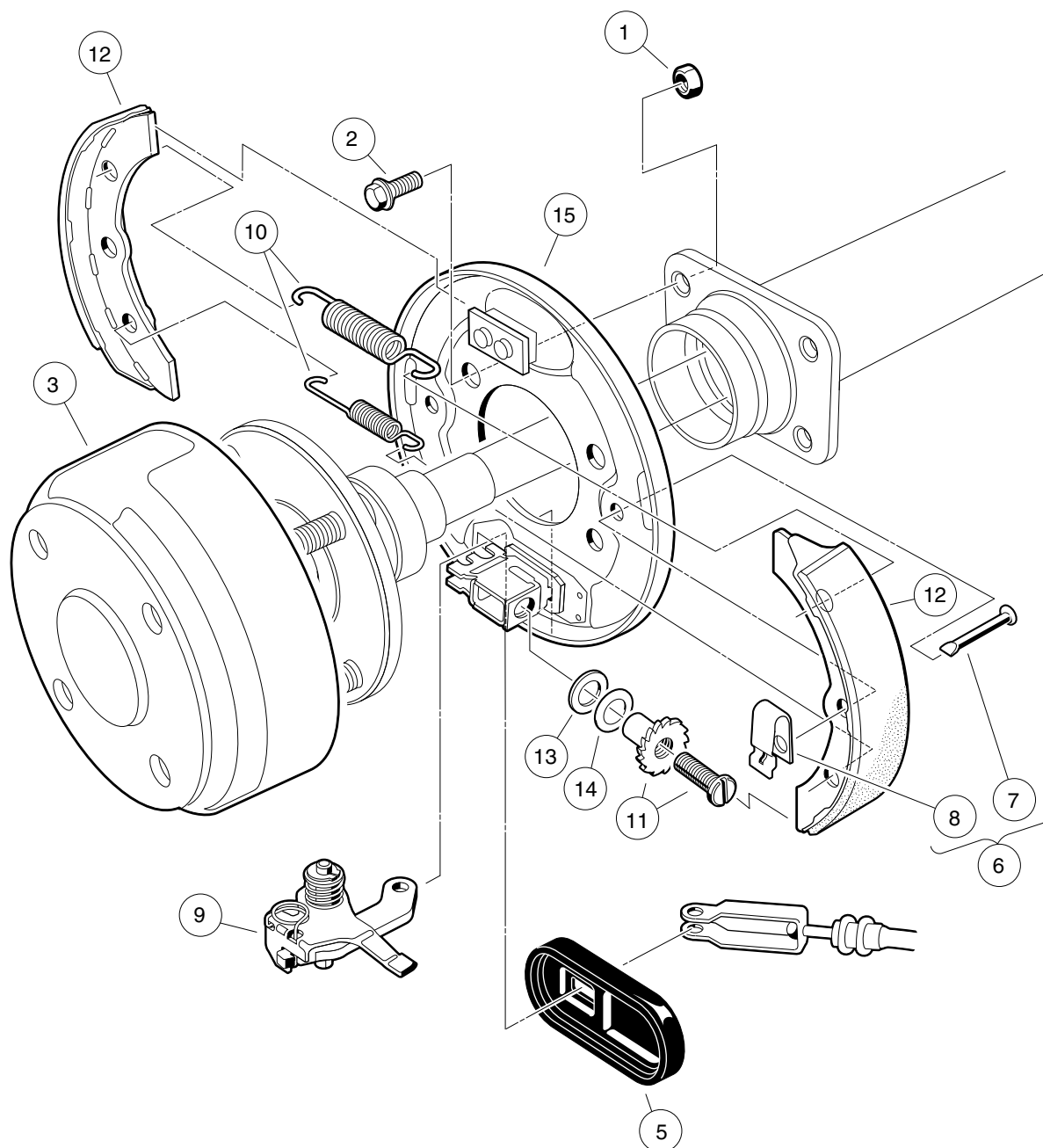
G

E

4

G

E



000186-001

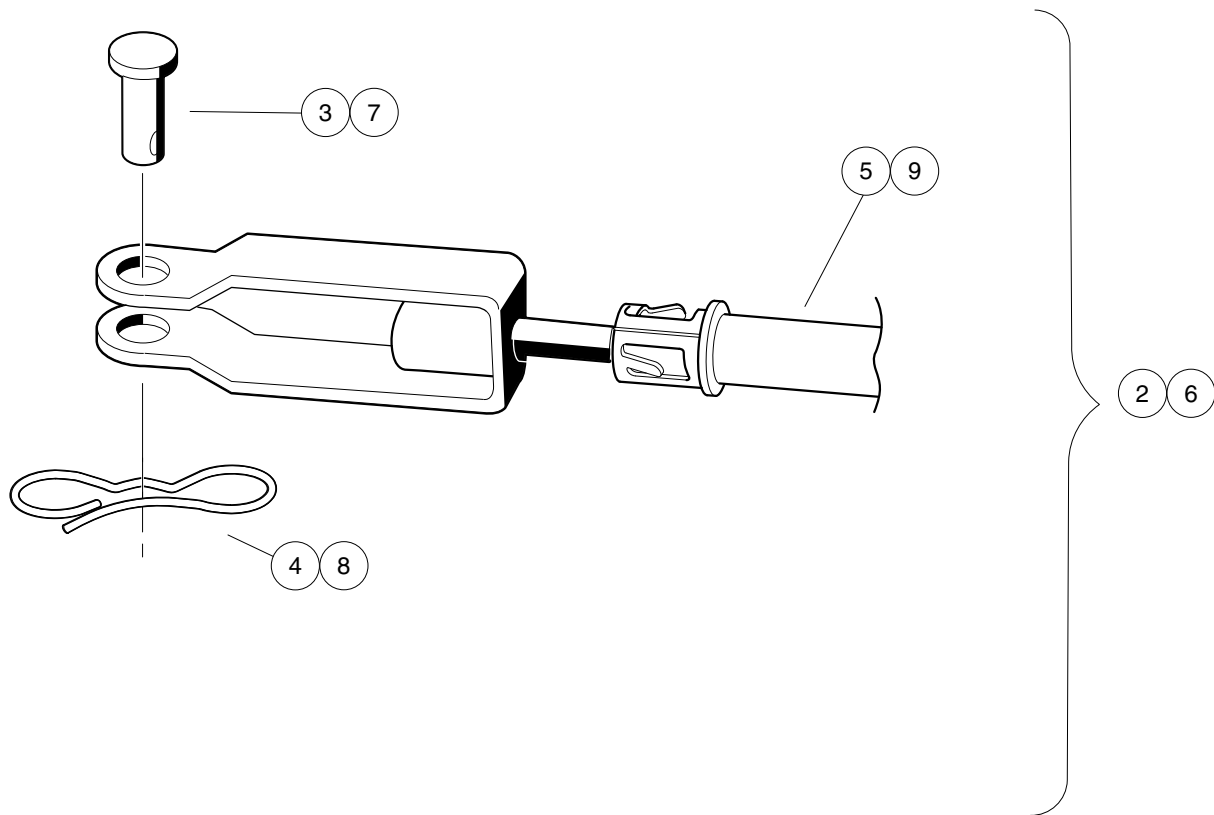
REAR BRAKE ASSEMBLY, SELF-ADJUSTING

ITEM	PART NO.	DESCRIPTION	QTY	4 G E
		1 2 3 4		
1	1013924	Nut, 5/16-24 Hex Head Cone	8	
2	1014153	Bolt, Brake Cluster Mounting	8	
3	101791101	Drum without Center Hole, Brake	2	
4	101823301	Cluster Assembly, Right (Passenger) Brake (includes items 5 through 15)	1	
5	1010850	Dust Cover	1	
6	1011466	Kit, Shoe Retainer (includes items 7 and 8)	1	
7	N/A	Pin	2	
8	N/A	Shoe Clamp Spring	2	
9	101815501	Lever Assembly, Self-Adjusting Brake, Right (Passenger)	1	
10	101816301	Package, Brake Spring, Self-Adjusting	1	
11	101816501	Adj Mechanism, S.A. Brakes, Right (Passenger)	1	
12	101823201	Package, Brake Shoe, Self-Adjusting	1	
13	101823801	Plate, Washer, Brake, Self-Adjusting	1	
14	101823901	Washer, Brake, Self-Adjusting	1	
15	101824001	Plate Assembly, Right Brake Backing	1	
16	101823302	Cluster Assembly, Left Brake (includes items 17 through 27)	1	
17	1010850	Dust Cover	1	
18	1011466	Kit, Shoe Retainer (includes items 19 and 20)	1	
19	N/A	Pin	2	
20	N/A	Shoe Clamp Spring	2	
21	101815502	Lever Assembly, Self-Adjusting Brake, Left	1	
22	101816301	Package, Brake Spring, Self-Adjusting	1	
23	101816502	Adjusting Mechanism, Self-Adjusting Brake, Left	1	
24	101823201	Package, Brake Shoe, Self-Adjusting	1	
25	101823801	Plate, Washer, Brake, Self-Adjusting	1	
26	101823901	Washer, Brake, Self-Adjusting	1	
27	101824002	Plate Assembly, Left Brake Backing	1	
Note: Driver-side brake cluster not shown. Components have a similar appearance to passenger-side brake cluster components.				

4

G

E



000467-001



BRAKE CABLES

ITEM	PART NO.	DESCRIPTION	QTY
		1 2 3 4	
1	103528801	Kit, Brake Cable, Prec Upgrade (includes items 2 through 11)	1
2	103528701	Kit, Brake Cable, Prec, Rh (includes items 3 through 5)	1
3	1010829	Pin, Clevis, 5/16 X 3/4	1
4	102292801	Pin, Bow Tie Locking - .072	1
5	103528501	Cable, Brake, Prec, Right	1
6	103528702	Kit, Brake Cable, Prec, Lh (includes items 7 through 9)	1
7	1010829	Pin, Clevis, 5/16 X 3/4	1
8	102292801	Pin, Bow Tie Locking - .072	1
9	103528601	Cable, Brake, Prec, Left	1
10	103535001	Bracket, Equalizer, Prec Awd	1
11	N/A	Instr, Prec Brake Cable Kit	1

4

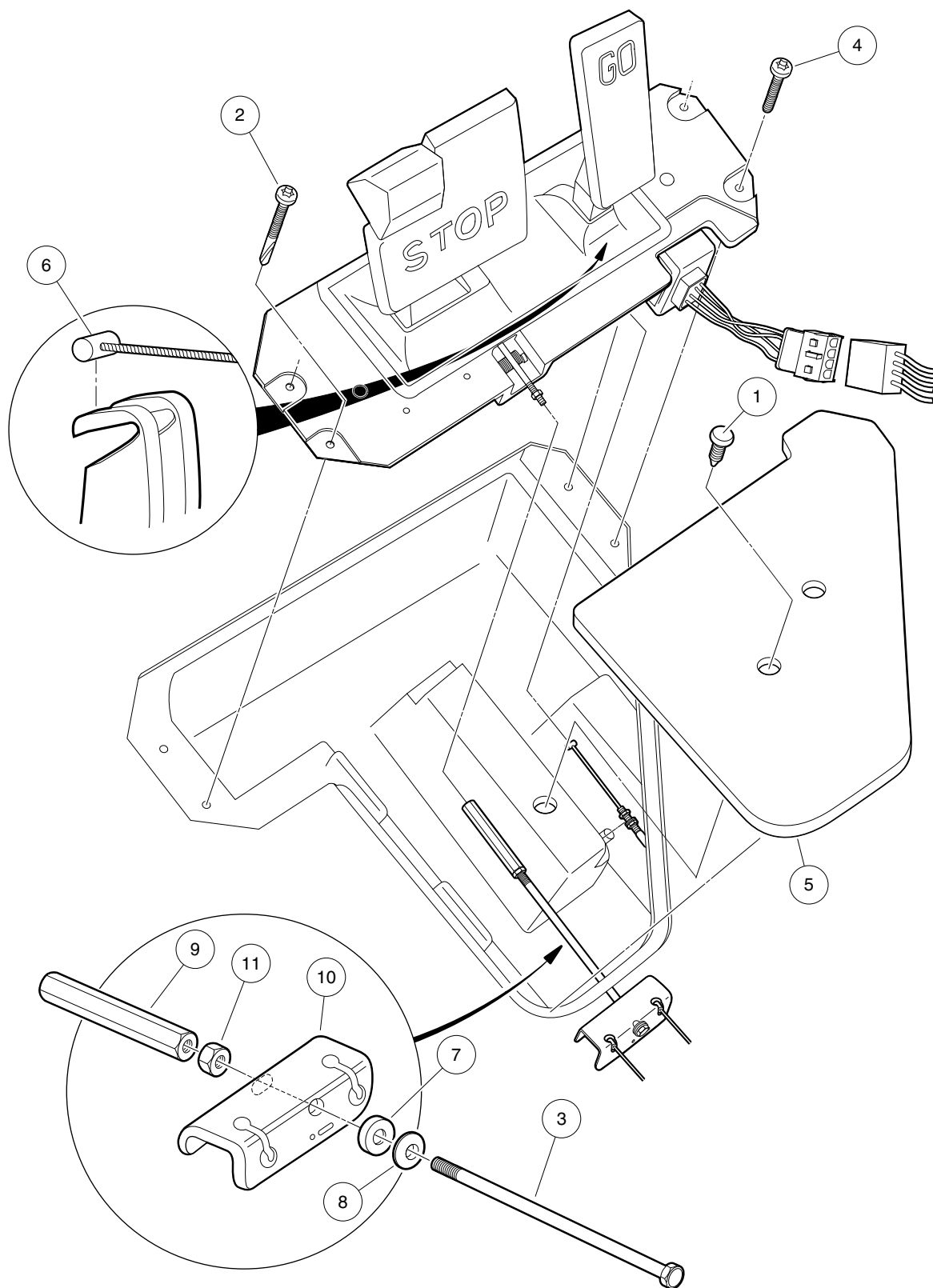
G

E

4

G

E



000443-001

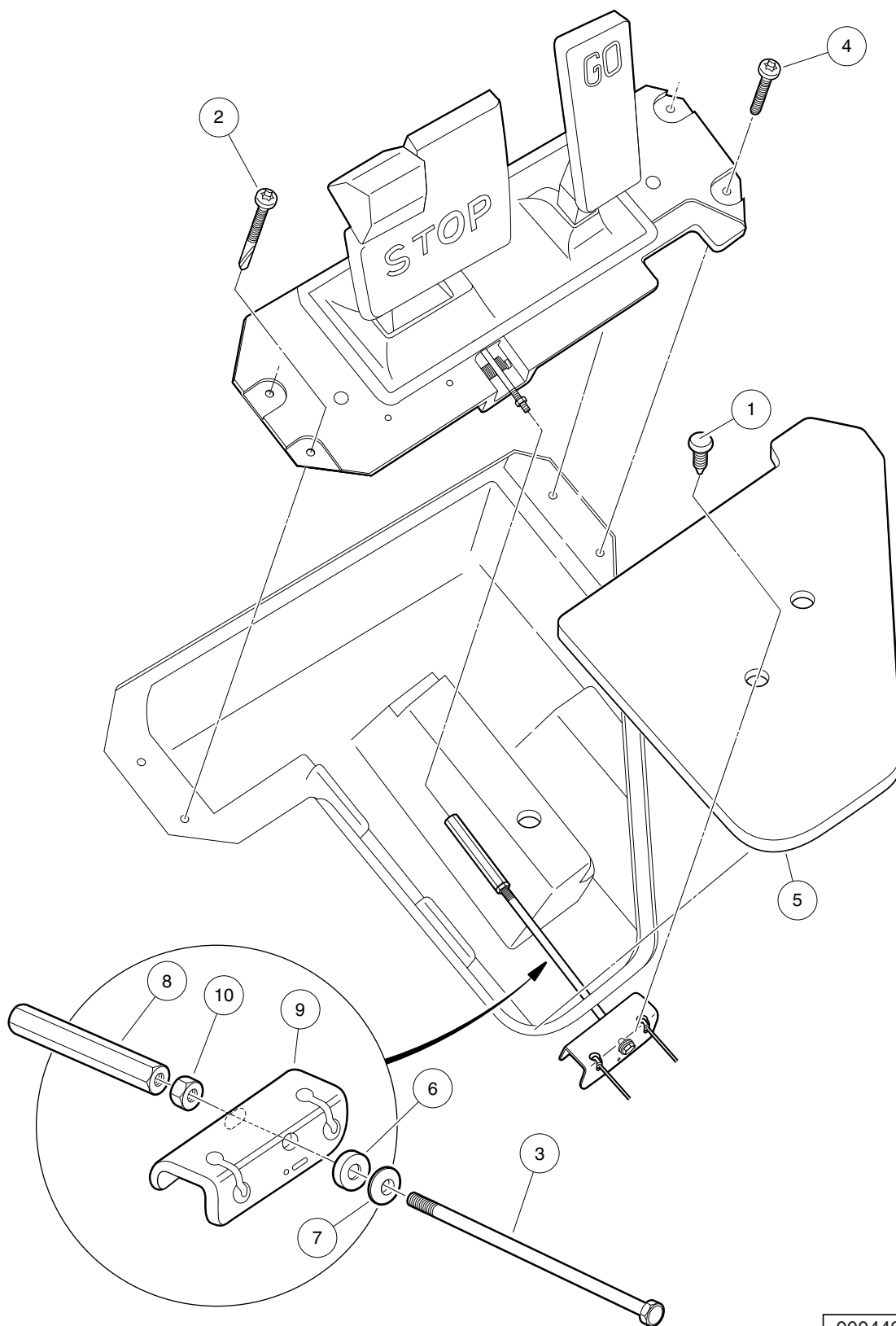
PEDAL GROUP CONNECTIONS – GASOLINE VEHICLE

ITEM	PART NO.	DESCRIPTION	QTY	4 G E
		1 2 3 4		
1	1010434	Barrel - Plastic	1	
2	102292201	Screw-1/4-20x1.25 Torx Pn Hd sd	2	
3	102297901	Bolt, 5/16-18 X 7.375, Hex	1	
4	102298030	Screw, K80x30, Torx Pn Hd Pt	2	
5	102500801	Plate - Floor Cover	1	
6	102513102	Cable, Acc, Snap-in	1	
7	102551901	Washer, 5/16, Self Comp, Cup	1	
8	102552001	Washer, 5/16, Self Comp, Cone	1	
9	102594301	Nut, 5/16-18, Hex Adjusting -I	1	
10	103535001	Bracket, Equalizer, Prec Awd	1	
11	1242	Nut, 5/16-18 Hex	1	

4

G

E



000442-001

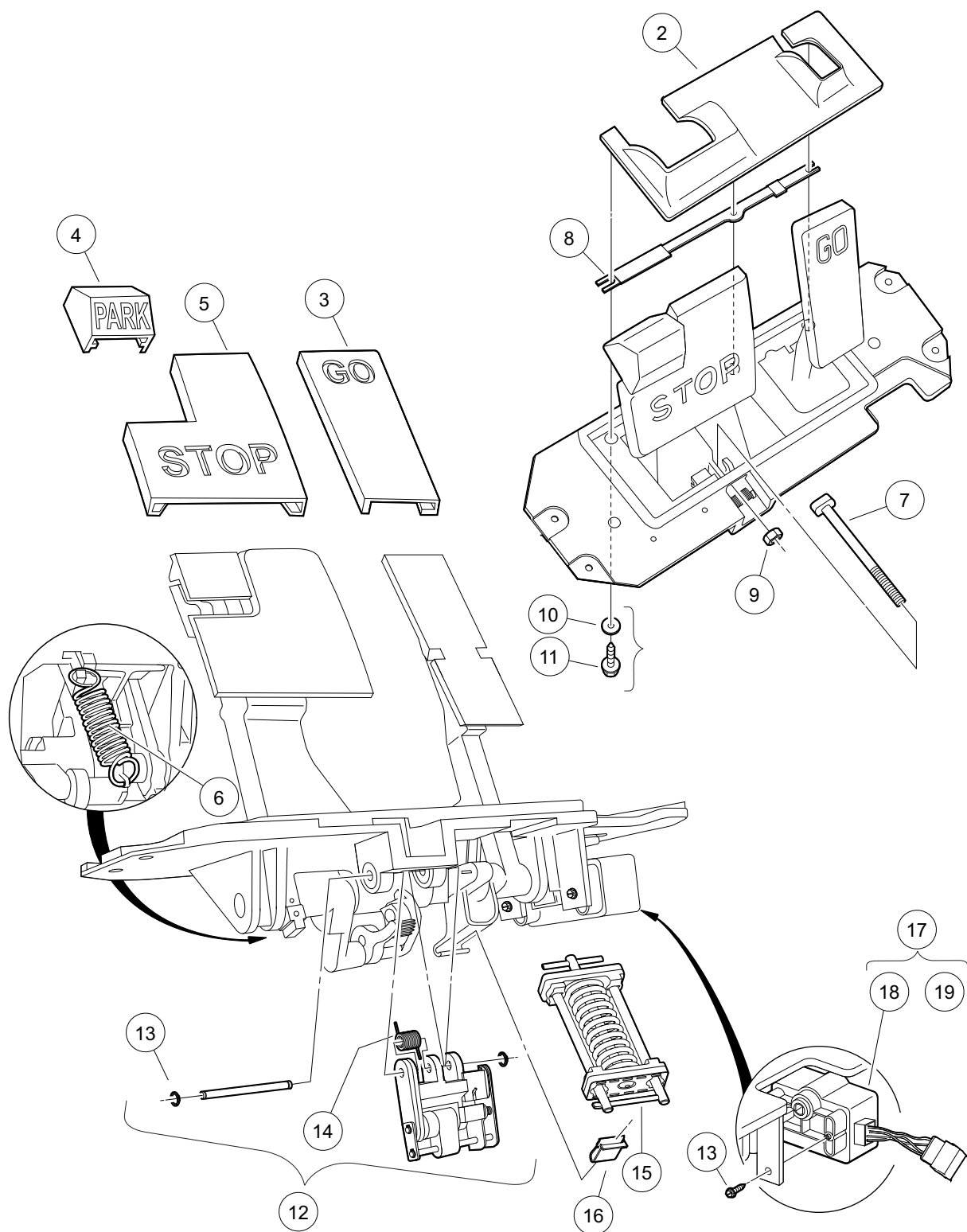
PEDAL GROUP CONNECTIONS – ELECTRIC VEHICLE

ITEM	PART NO.	DESCRIPTION	QTY	4 G E
		1 2 3 4		
1	1010434	Barrel - Plastic	1	
2	102292201	Screw-1/4-20x1.25 Torx Pn Hd sd	2	
3	102297901	Bolt, 5/16-18 X 7.375, Hex	1	
4	102298030	Screw, K80x30, Torx Pn Hd Pt	2	
5	102500801	Plate - Floor Cover	1	
6	102551901	Washer, 5/16, Self Comp, Cup	1	
7	102552001	Washer, 5/16, Self Comp, Cone	1	
8	102594301	Nut, 5/16-18, Hex Adjusting -I	1	
9	103535001	Bracket, Equalizer, Prec Awd	1	
10	1242	Nut, 5/16-18 Hex	1	

4

G

E



000487-001

PEDAL GROUP COMPONENTS – GASOLINE VEHICLE

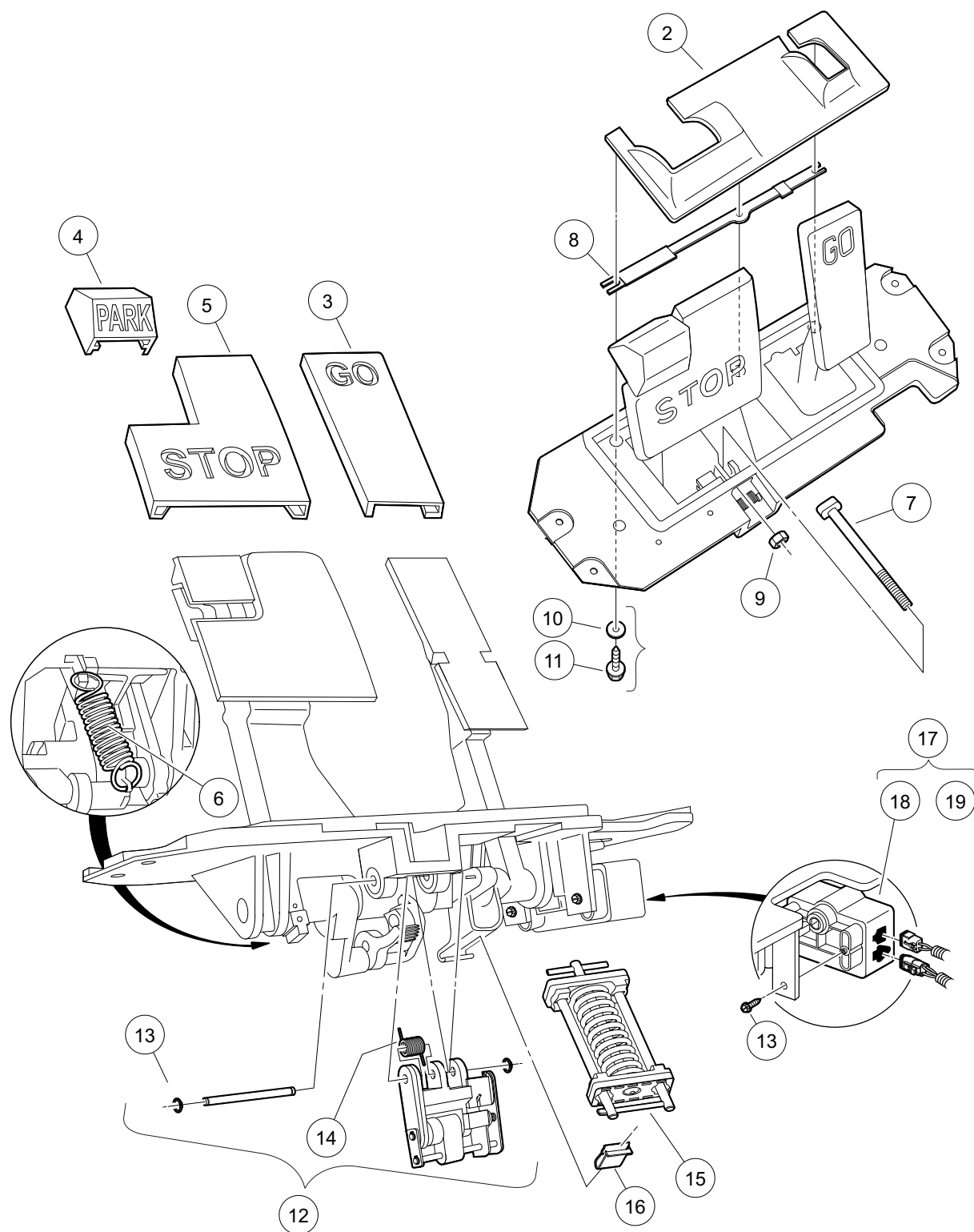
ITEM	PART NO.	DESCRIPTION	QTY
		1 2 3 4	
1	N/A	Asm, Pedal Box Gas (includes items 2 through 17)	1
2	102558801	Shield, Debris	1
3	102558901	Pad, Pedal, Accelerator	1
4	102559001	Pad, Pedal, Park	1
5	102559101	Pad, Pedal, Brake	1
6	102559301	Spring, Brake, Return	1
7	102559401	Rod, Brake	1
8	102559601	Shield, Debris, Aux	1
9	102559701	Nut, Brake Rod	1
10	102563001	Washer, Std Fender, #10	3
11	102563101	Screw, Type A, #10	5
12	102587401	Assembly Pawl Lock Headed Pins (includes items 13 and 14)	1
13	102587501	Clip, Push, Pawl	2
14	103344301	Spring, Pawl Return	1
15	102588701	Kit, Pedal Spring	1
16	102588901	Clip, U	1
17	103327701	Kit, Gcor (includes items 18 and 19)	1
18	N/A	GCOR, Prec	1
19	N/A	Instr, Kit Gcor/mcor	1
<p>Note: Replace pedal box assembly with Generation 2 pedal box assembly (CCI P/N 102595021). Generation 2 pedal box assembly will also require new accelerator pedal cable (CCI P/N 102595101).</p>			

4
G
E

4

G

E



000488-001

PEDAL GROUP COMPONENTS – ELECTRIC VEHICLE

ITEM	PART NO.	DESCRIPTION	QTY
		1 2 3 4	
1	N/A	Asm, Pedal Box Elec (includes items 2 through 17)	1
2	102558801	Shield, Debris	1
3	102558901	Pad, Pedal, Accelerator	1
4	102559001	Pad, Pedal, Park	1
5	102559101	Pad, Pedal, Brake	1
6	102559301	Spring, Brake, Return	1
7	102559401	Rod, Brake	1
8	102559601	Shield, Debris, Aux	1
9	102559701	Nut, Brake Rod	1
10	102563001	Washer, Std Fender, #10	3
11	102563101	Screw, Type A, #10	5
12	102587401	Assembly Pawl Lock Headed Pins (includes items 13 and 14)	1
13	102587501	Clip, Push, Pawl	2
14	103344301	Spring, Pawl Return	1
15	102588701	Kit, Pedal Spring	1
16	102588901	Clip, U	1
17	103327901	Kit, Mcor (includes items 18 and 19)	1
18	N/A	Mcor, Prec	1
19	N/A	Instr, Kit Gcor/mcor	1
<p>Note: Replace pedal box assembly with Generation 2 pedal box assembly (CCI P/N 102595012).</p>			

4
G
E

DID YOU KNOW?

CartPros directs you to the right part using the part numbers from this manual. Enter the part number into our search box and it will find the part you are looking for.

**GET STARTED
HERE**



<https://CartPros.com/f.html>

4

G

E

**DID YOU
KNOW?**

CartPros directs you to the right part using the part numbers from this manual. Enter the part number into our search box and it will find the part you are looking for.

**GET STARTED
HERE**



<https://CartPros.com/f.html>

STEERING, FRONT AND REAR SUSPENSION

5

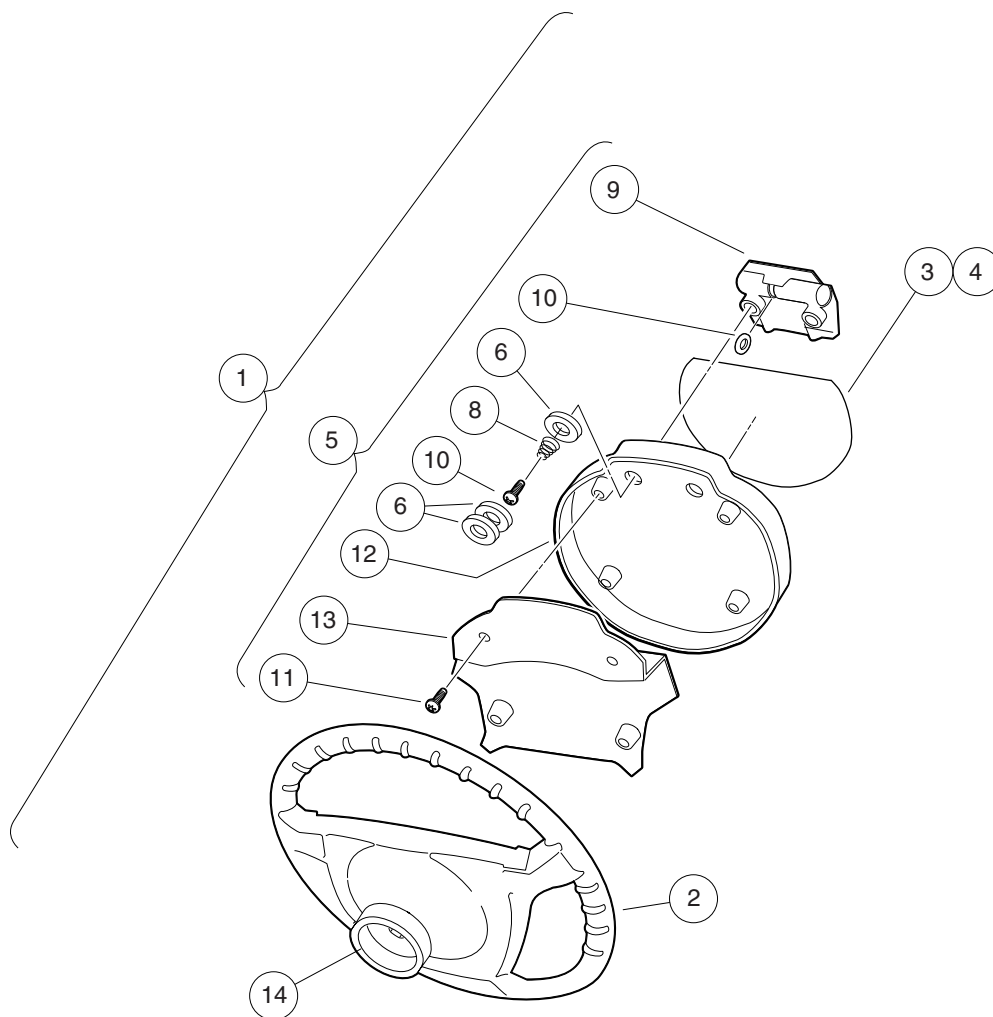
G

E

5

G

E



000470-001

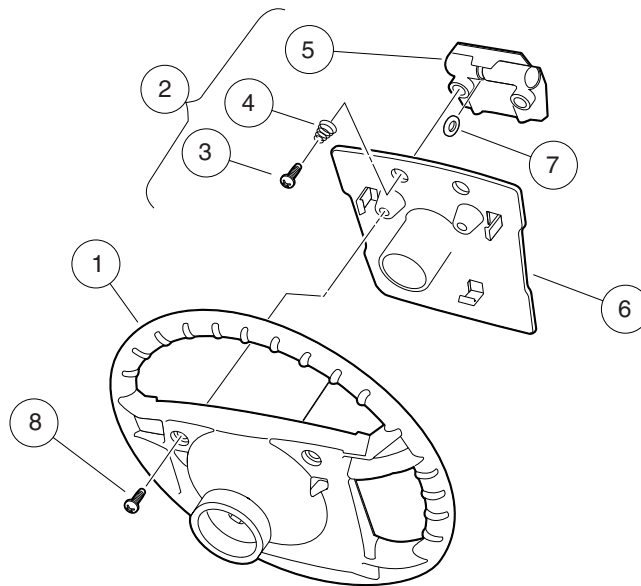
STEERING WHEEL – CHAMPION

ITEM	PART NO.	DESCRIPTION	QTY	5 G E
		1 2 3 4		
1	AM1229401	Kit, Comfort Grip Conv, Hex (includes items 2 through 14)	1	
2	N/A	Steering Wheel, Comfort Grip, Hex	1	
3	102538101	Decal, Operating Instructions	1	
4	102538201	Decal, Operating Instructions	1	
5	102540801	Scorecard Plate Assembly (includes items 6 through 13)	1	
6	1011697	Washer, 5/16 Flat	6	
7	1012565	Screw, #12 Phillips Round Head	2	
8	1012566	Tapered Compression Spring	2	
9	1016154	Clip, Scorecard	1	
10	1016214	Pencil Grip	1	
11	102296020	Screw, Torx Pan Hd Pt, M6 X 20	4	
12	N/A	Scorecard Plate, Comfort Grip	1	
13	N/A	Scorecard Back Plate	1	
14	102571301	Shroud, Steering Column	1	

5

G

E



000471-001



STEERING WHEEL – PROFESSIONAL

ITEM	PART NO.	DESCRIPTION	QTY
		1 2 3 4	
1	101615602	Wheel Assy, Tri-Lobe Steering	1
2	1016219	Plate, Scorecard (includes items 3 through 7)	1
3	1012565	Screw, #12 Phillips Round Head	2
4	1012566	Tapered Compression Spring	2
5	1016154	Clip, Scorecard	1
6	N/A	Plate, Score Card	1
7	1016214	Pencil Grip	1
8	1016663	Screw, #12-14 X 0.625	2

5

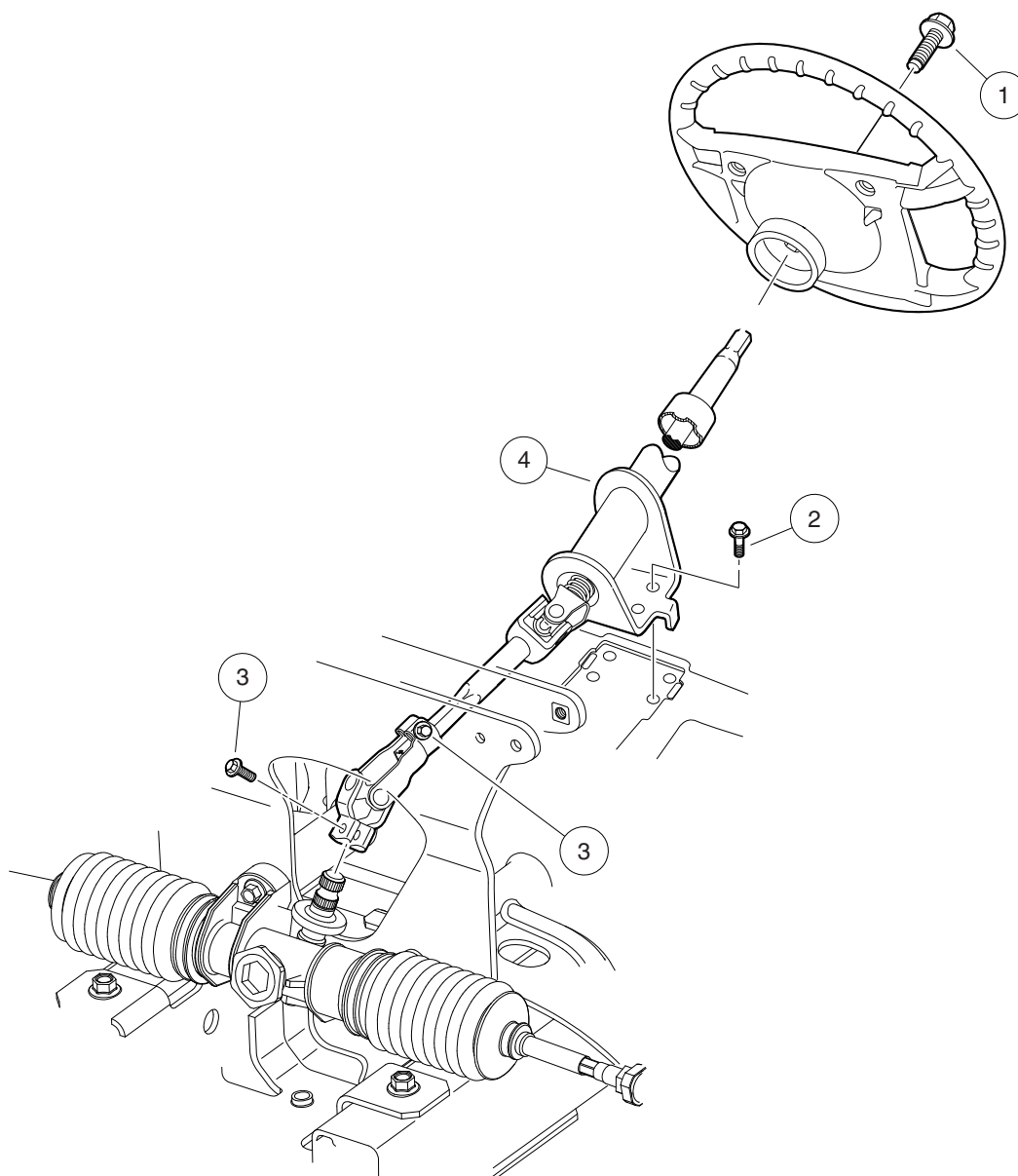
G

E

5

G

E



000469-002



STEERING COLUMN

ITEM	PART NO.	DESCRIPTION	QTY
		1 2 3 4	
1	102290120	Bolt, M10 X 20 Hex Washer Hd	1
2	102298116	Bolt - Flanged Hd, M8 X 16.0	4
3	102298130	Bolt, Flange Head, M8 X 30.0	2
4	103209501	Assy, Steering Column, Ld	1

5

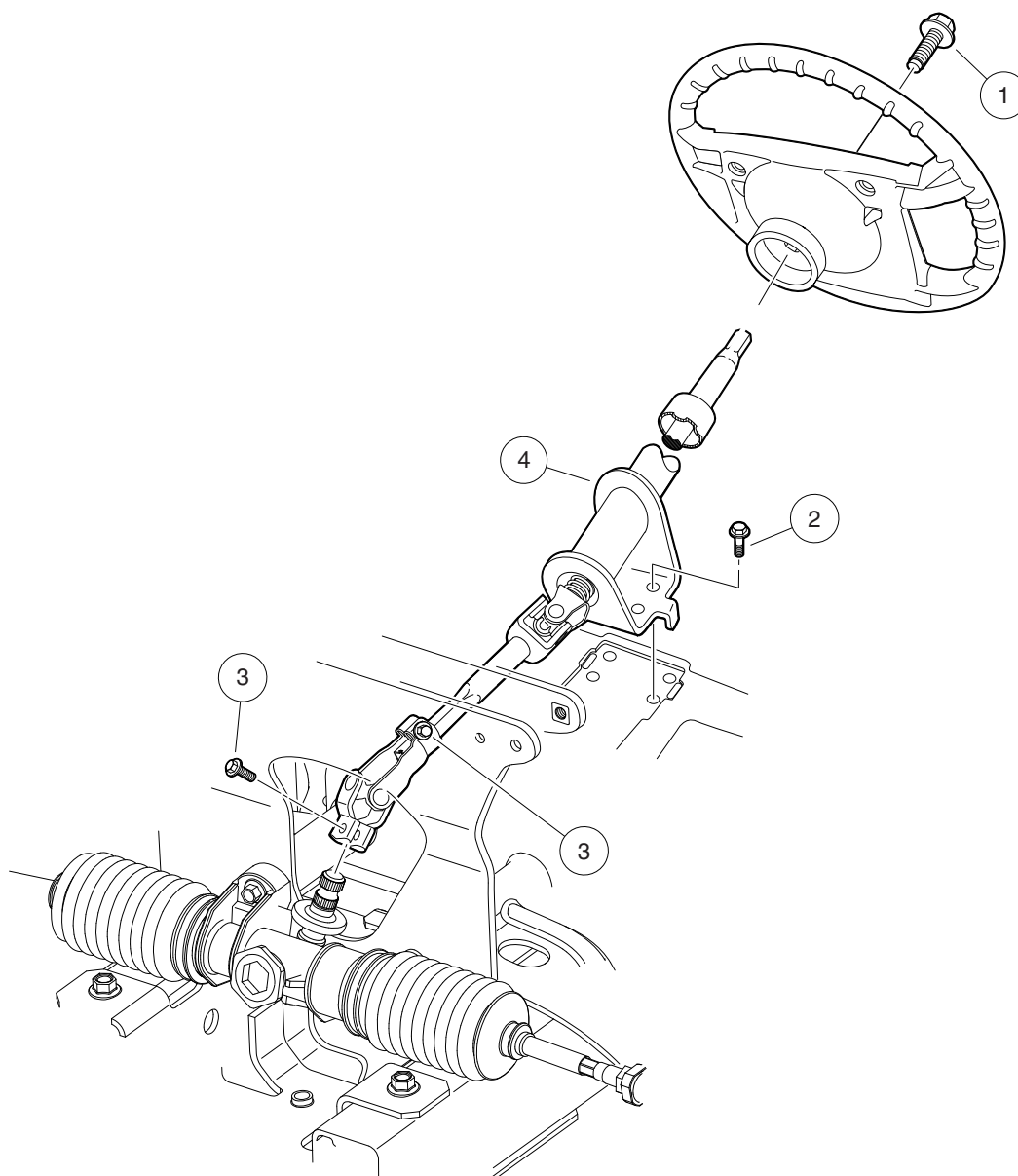
G

E

5

G

E



000469-001



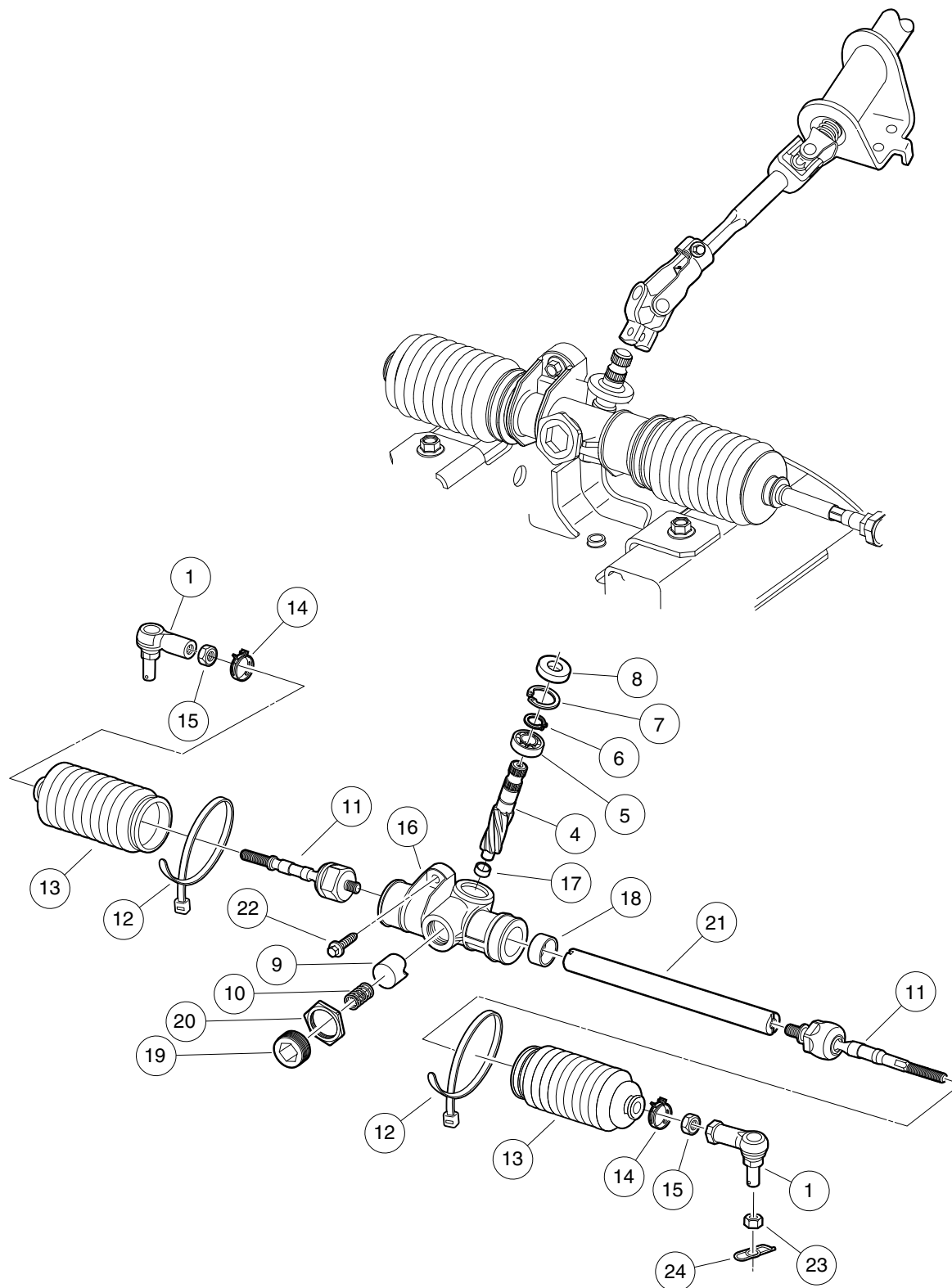
STEERING COLUMN – ELECTRIC VEHICLES

ITEM	PART NO.	DESCRIPTION	QTY	5 G E
		1 2 3 4		
1	102290120	Bolt, M10 X 20 Hex Washer Hd	1	
2	102298116	Bolt - Flanged Hd, M8 X 16.0	4	
3	102298130	Bolt, Flange Head, M8 X 30.0	2	
4	102507101	Steering Column Assembly	1	

5

G

E



000476-001

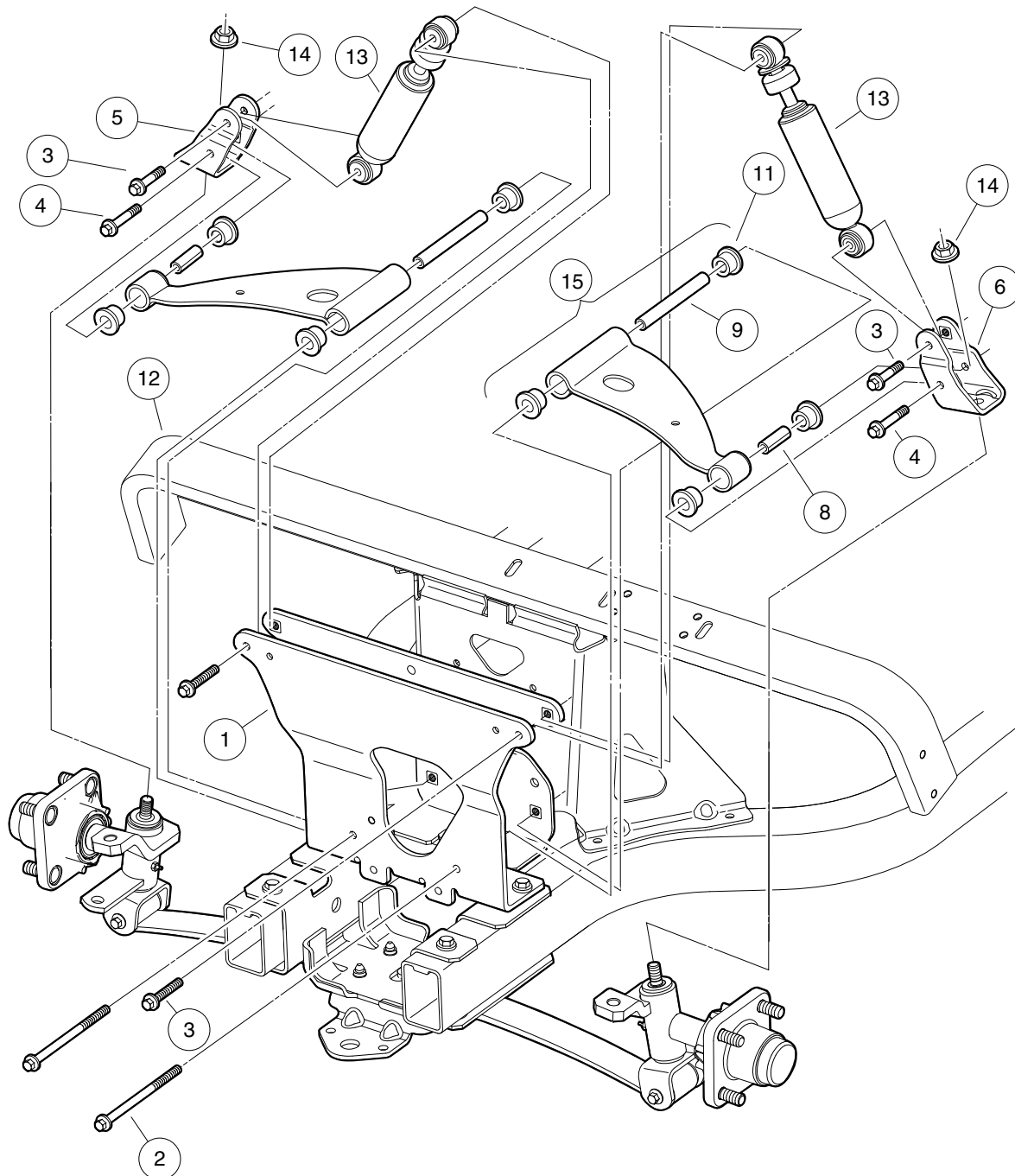
STEERING GEAR ASSEMBLY

ITEM	PART NO.	DESCRIPTION	QTY	5 G E
		1 2 3 4		
1	102022601	End, Tie Rod M12 X 1.25	2	
2	102288601	Steering Gear Box Assembly (includes items 3 through 21)	1	
3	102564901	Asm, Pinion, Steer Gear, Prec (includes items 4 through 6)	1	
4	N/A	Pinion, Steering	1	
5	N/A	Bearing, Ball	1	
6	N/A	Ring, Retaining	1	
7	102565101	Ring, C-type, Stop, Prec	1	
8	102565201	Seal, Dust, Steering, Pinion	1	
9	102565301	Yoke, Support	1	
10	N/A	Spring, Yoke, Prec	1	
11	102565701	Assy, Ball Joint, Inner, Prec	2	
12	102565801	Wrap, Tie, Steel, Prec	2	
13	102565901	Bellows, Steering	2	
14	102566001	Clip, Steering, Prec	2	
15	102566101	Nut,m12-1.25,jam,steer,prec	2	
16	N/A	Housing, Pinion (includes items 17 and 18)	1	
17	N/A	Bearing, Needle	1	
18	N/A	Bushing, Rack	1	
19	N/A	Plug, Yoke	1	
20	N/A	Nut, Lock, Rack Screw	1	
21	N/A	Rack, Steering	1	
22	102289001	Screw, M8X1.25X30, Hex	3	
23	102289201	Nut - Hex Locking, M12 X 1.25	2	
24	102289301	Rue Ring - 1/2"	2	

5

G

E



000445-001

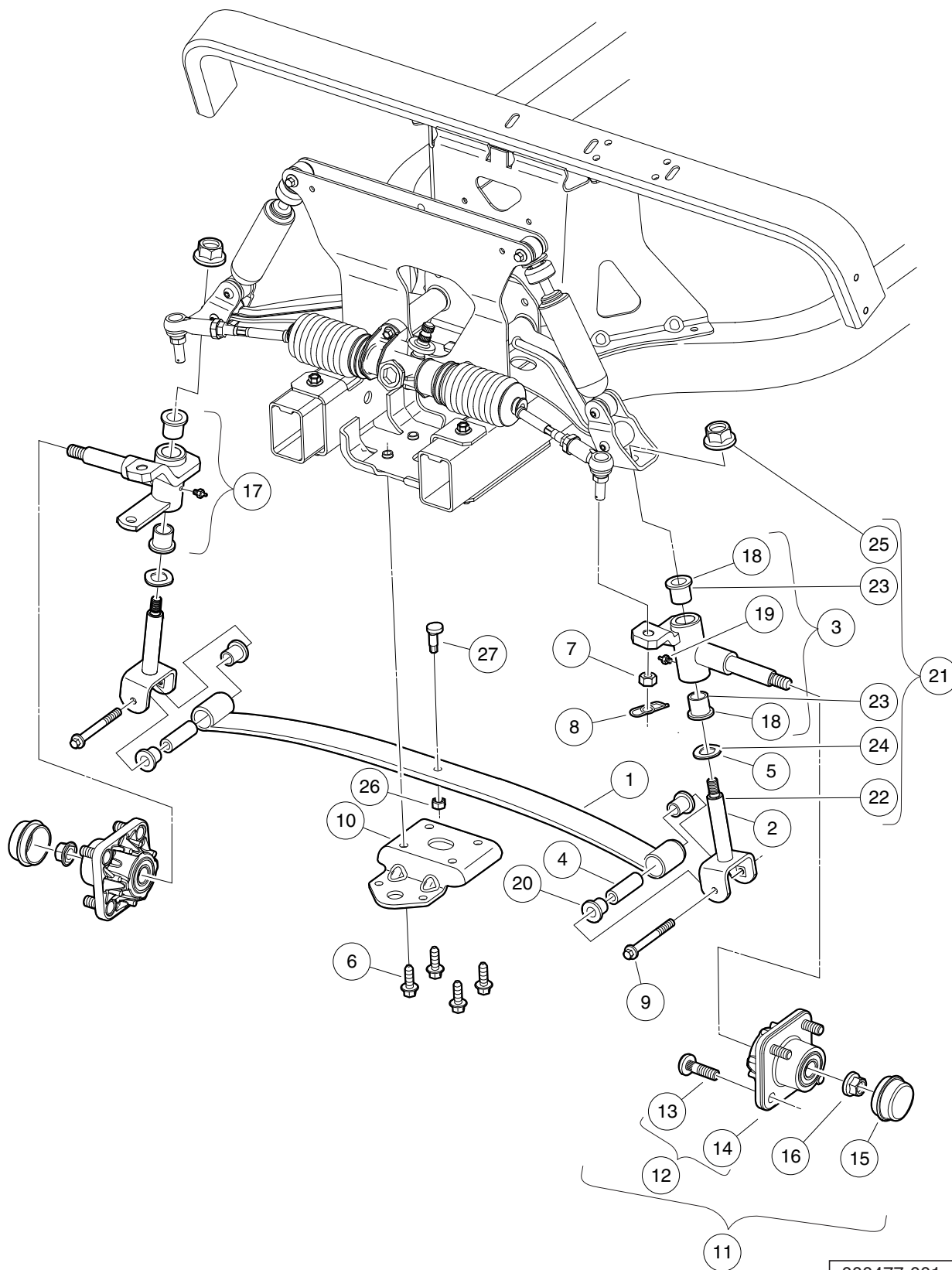
FRONT SUSPENSION, UPPER

ITEM	PART NO.	DESCRIPTION	QTY	5 G E
		1 2 3 4		
1	102287101	Assembly - Front Structure	1	
2	102288901	Bolt-hex Fl, M8 X 1.25 X 135	2	
3	102289401	Screw- Hex Cap, M8 X 1.25 X 45	4	
4	102289501	Screw- Hex Cap, M8 X 1.25 X 70	2	
5	102289601	Upper Clevis Assembly - Rh	1	
6	102289701	Upper Clevis Assembly - Lh	1	
7	102289901	Kit, Susp, Bushing Joints (includes items 8 through 11)	1	
8	102287601	Sleeve - Rolled, Outer	2	
9	102287701	Sleeve - Rolled, Inner	2	
10	102288101	Sleeve - Rolled, Spring	2	
11	102956201	Bushing, Urethane, Short, Prec	12	
12	102505701	Assembly, Dash Support	1	
13	102588601	Shock Absorber Front Prv Spd	2	
14	102878201	Nut, Lock,m12,washer,conical	2	
15	103388501	Asm, 3 Piece A-arm, Bushings	2	
<p>Note: Item 15 includes bushings and sleeves. Item 7 (not shown) includes bushings and sleeves for control arms, and front suspension leaf spring. See lower suspension page for illustration of item 10.</p>				

5

G

E



000477-001

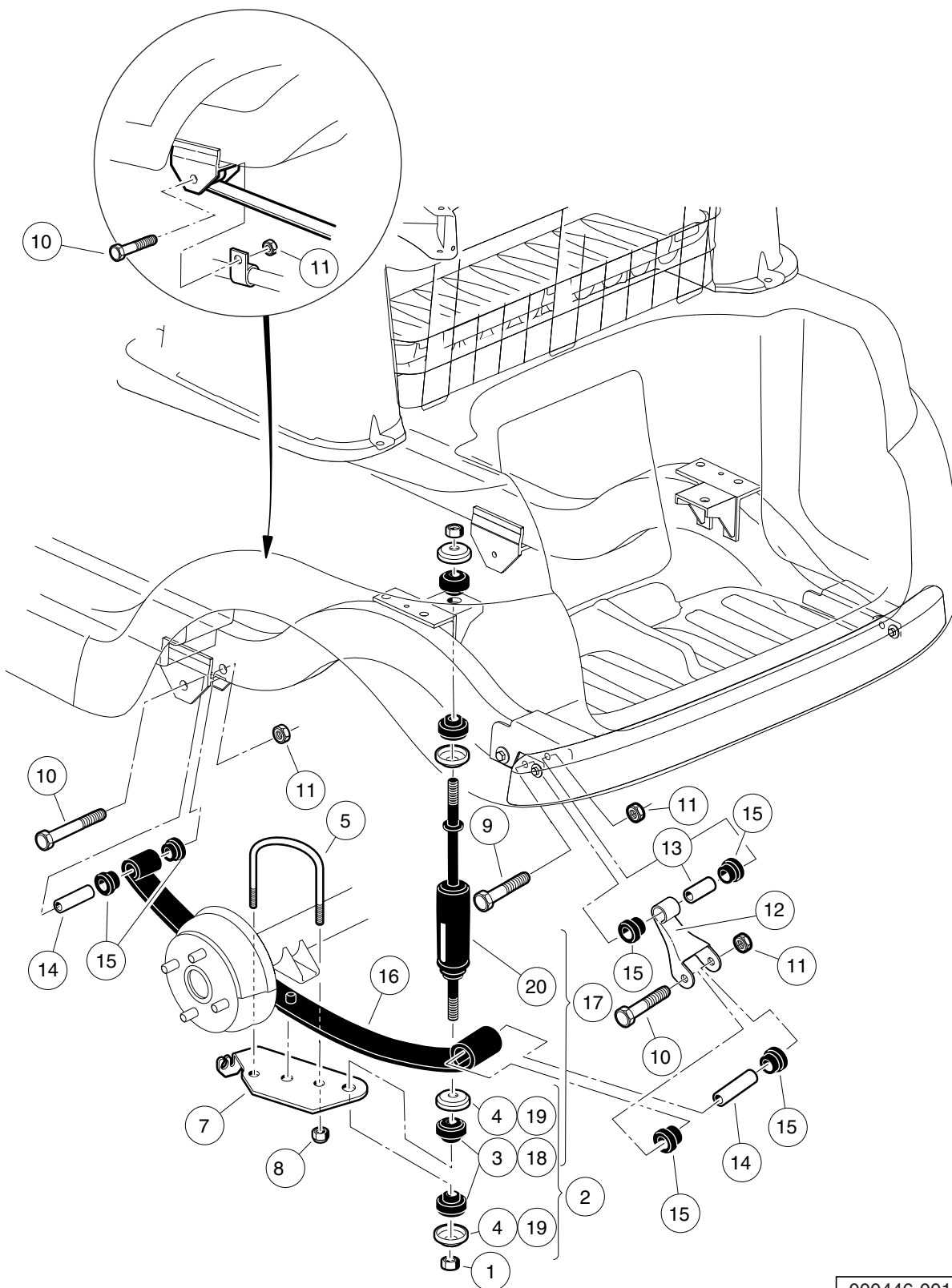
FRONT SUSPENSION, LOWER

ITEM	PART NO.	DESCRIPTION	QTY	5 G E
		1 2 3 4		
1	1012030	Spring, Front Leaf	1	
2	102287201	Assembly - King Pin	2	
3	102287901	Knuckle Spindle Asm - Lh	1	
4	102288101	Sleeve - Rolled, Spring	2	
5	102288401	Wave Washer - Kingpin	2	
6	102289101	Screw-m10x1.5, Trilob, Hex Fl	4	
7	102289201	Nut - Hex Locking, M12 X 1.25	2	
8	102289301	Rue Ring - 1/2"	2	
9	102289501	Screw- Hex Cap, M8 X 1.25 X 70	2	
10	102289801	Clamp - Leaf Spring	1	
11	102357701	Replacement Kit, Front Hub (includes items 12 through 16)	1	
12	N/A	Front Hub Assembly, Ball Bearing (includes items 13 and 14)	1	
13	102353401	Lug Stud, 1/2-20 UNF, 4037 Stl	4	
14	N/A	Hub, Front	1	
15	102353201	Cap, Front Hub	1	
16	102353301	Hex Nut, Locking Flange, M14x2	1	
17	102878101	Assy, Knuckle, Right Side (includes items 18 and 19)	1	
18	N/A	Bushings, Knuckle Spindle Asym	2	
19	N/A	Fitting, Grease, Knuckle Spindle Asym	1	
20	102956201	Bushing, Urethane, Short, Prec	4	
21	102973801	Kit, Susp, Kingpin Joints (includes items 22 through 25)	1	
22	102287201	Assembly - King Pin	2	
23	N/A	Bushing - Flanged	4	
24	102288401	Wave Washer - Kingpin	2	
25	102878201	Nut, Lock,m12,washer,conical	2	
26	706	Nut, Hex 3/8-16	1	
27	8745	Screw, Eccentric Adjustment	1	
Note: Note: Item 15 not used in all applications.				

5

G

E



000446-001

REAR SUSPENSION – GASOLINE VEHICLE

ITEM	PART NO.	DESCRIPTION	QTY
		1 2 3 4	
1	1010145	Nut, 3/8-24 Hex	4
2	1011415	Kit, Shock Absorber Cushion (includes items 3 and 4)	2
3	N/A	Cushion, Shock Absorber	2
4	N/A	Retainer, Shock Absorber Cushion	2
5	1012180	U-Bolt	2
6	1012181	Bracket, Shock Mounting, Right (Passenger)	1
7	1012182	Bracket, Shock Mounting, Left (Driver)	1
8	1014555	Locknut, 7/16-14 Nylon Insert	4
9	102298170	Bolt - Flange Hd, M8 X 70.0	2
10	102298185	Bolt - Flange Hd, M8 X 85.0	4
11	102298401	Nut,m8,all Metal Lock	6
12	102506201	Shackle - Rear	2
13	102506301	Sleeve - Shackle Upper	2
14	102506401	Sleeve - Spring Eye Mounts	4
15	102506601	Bushing - Urethane	12
16	102513001	Rear Leaf Spring, Gas	2
17	N/A	Kit, Shock Absorber, Private Speed (includes items 18 through 20)	1
18	N/A	Cushion, Shock Absorber	8
19	N/A	Retainer, Shock Absorber Cushion	8
20	102588501	Shock Absorber Rear Prv Spd	2

5

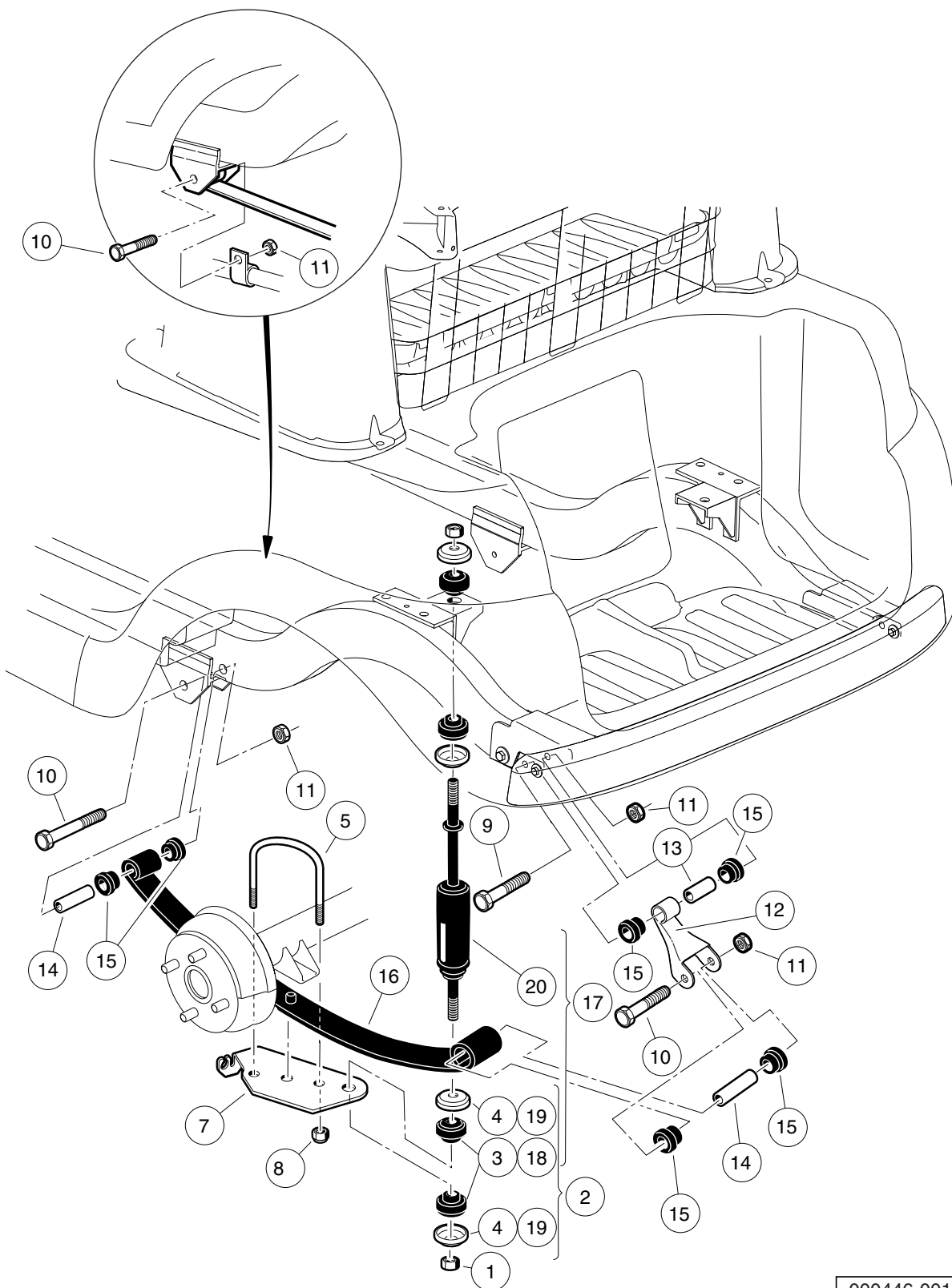
G

E

5

G

E



000446-001

REAR SUSPENSION – ELECTRIC VEHICLE

ITEM	PART NO.	DESCRIPTION	QTY
		1 2 3 4	
1	1010145	Nut, 3/8-24 Hex	4
2	1011415	Kit, Shock Absorber Cushion (includes items 3 and 4)	2
3	N/A	Cushion, Shock Absorber	2
4	N/A	Retainer, Shock Absorber Cushion	2
5	1012180	U-Bolt	2
6	1012181	Bracket, Shock Mounting, Right (Passenger)	1
7	1012182	Bracket, Shock Mounting, Left (Driver)	1
8	1014555	Locknut, 7/16-14 Nylon Insert	4
9	102298170	Bolt - Flange Hd, M8 X 70.0	2
10	102298185	Bolt - Flange Hd, M8 X 85.0	4
11	102298401	Nut,m8,all Metal Lock	6
12	102506201	Shackle - Rear	2
13	102506301	Sleeve - Shackle Upper	2
14	102506401	Sleeve - Spring Eye Mounts	4
15	102506601	Bushing - Urethane	12
16	102509301	Rear Leaf Spring, Elec	2
17	N/A	Kit, Shock Absorber, Private Speed (includes items 18 through 20)	1
18	N/A	Cushion, Shock Absorber	8
19	N/A	Retainer, Shock Absorber Cushion	8
20	102588501	Shock Absorber Rear Prv Spd	2

5

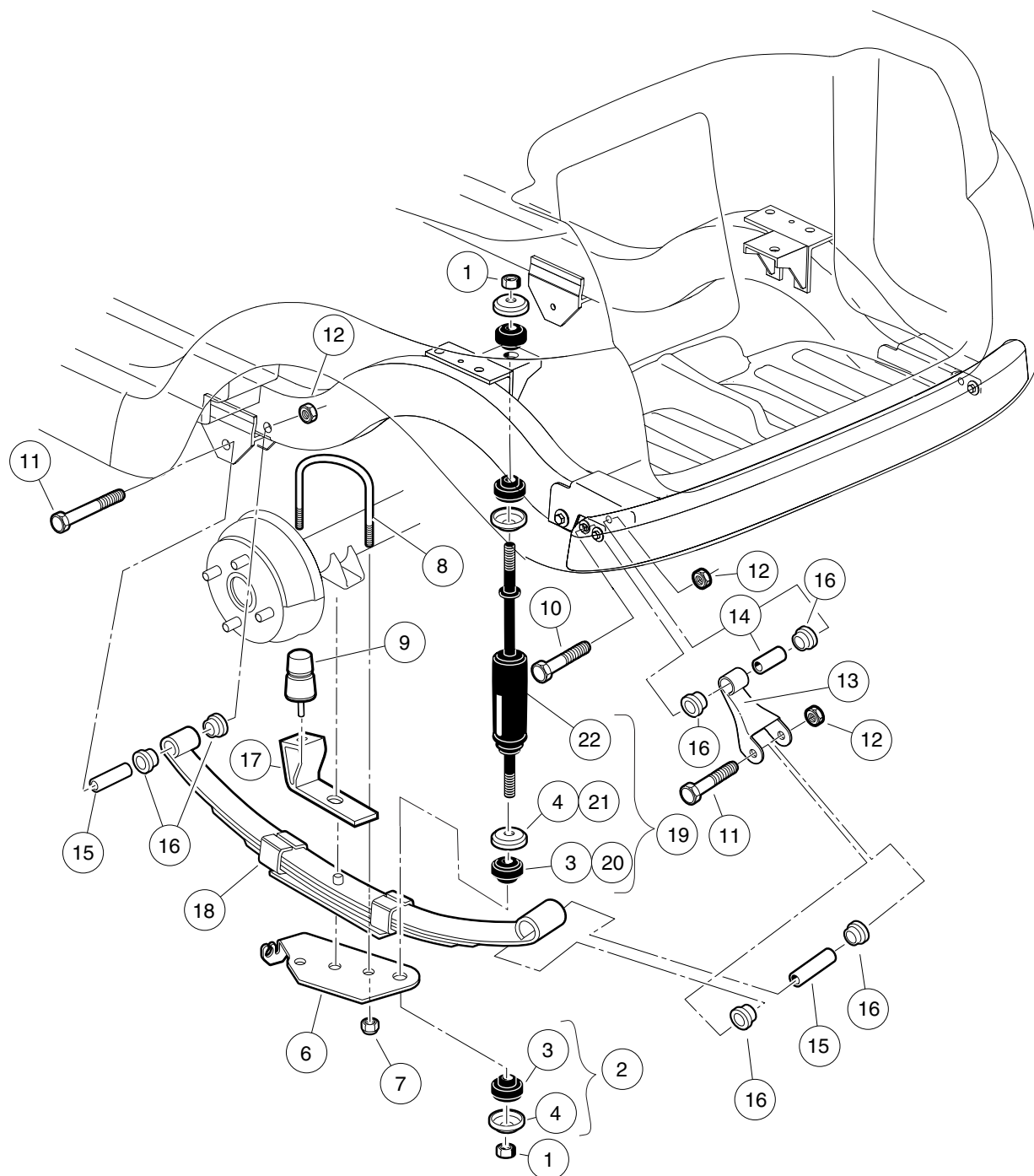
G

E

5

G

E



000492-001

REAR SUSPENSION – PRECEDENT VILLAGER 4

ITEM	PART NO.	DESCRIPTION	QTY
		1 2 3 4	
1	1010145	Nut, 3/8-24 Hex	4
2	1011415	Kit, Shock Absorber Cushion (includes items 3 and 4)	2
3	N/A	Cushion, Shock Absorber	2
4	N/A	Retainer, Shock Absorber Cushion	2
5	1012181	Bracket, Shock Mounting, Right (Passenger)	1
6	1012182	Bracket, Shock Mounting, Left (Driver)	1
7	1014555	Locknut, 7/16-14 Nylon Insert	4
8	1014902	U-Bolt	2
9	1017235	Bumper, Jounce	2
10	102298170	Bolt - Flange Hd, M8 X 70.0	2
11	102298185	Bolt - Flange Hd, M8 X 85.0	4
12	102298401	Nut,m8,all Metal Lock	6
13	102506201	Shackle - Rear	2
14	102506301	Sleeve - Shackle Upper	2
15	102506401	Sleeve - Spring Eye Mounts	4
16	102506601	Bushing - Urethane	12
17	102534801	Jounce Bumper Bracket	2
18	102544901	Spril, Leaf, Rear	2
19	N/A	Kit, Shock Absorber, Private Speed (includes items 20 through 22)	A/R
20	N/A	Cushion, Shock Absorber	8
21	N/A	Retainer, Shock Absorber Cushion	8
22	102588501	Shock Absorber Rear Prv Spd	2

5

G

E

DID YOU KNOW?

CartPros directs you to the right part using the part numbers from this manual. Enter the part number into our search box and it will find the part you are looking for.

**GET STARTED
HERE**

→ <https://CartPros.com/f.html>

5

G

E

**DID YOU
KNOW?**

CartPros directs you to the right part using the part numbers from this manual. Enter the part number into our search box and it will find the part you are looking for.

**GET STARTED
HERE**



<https://CartPros.com/f.html>

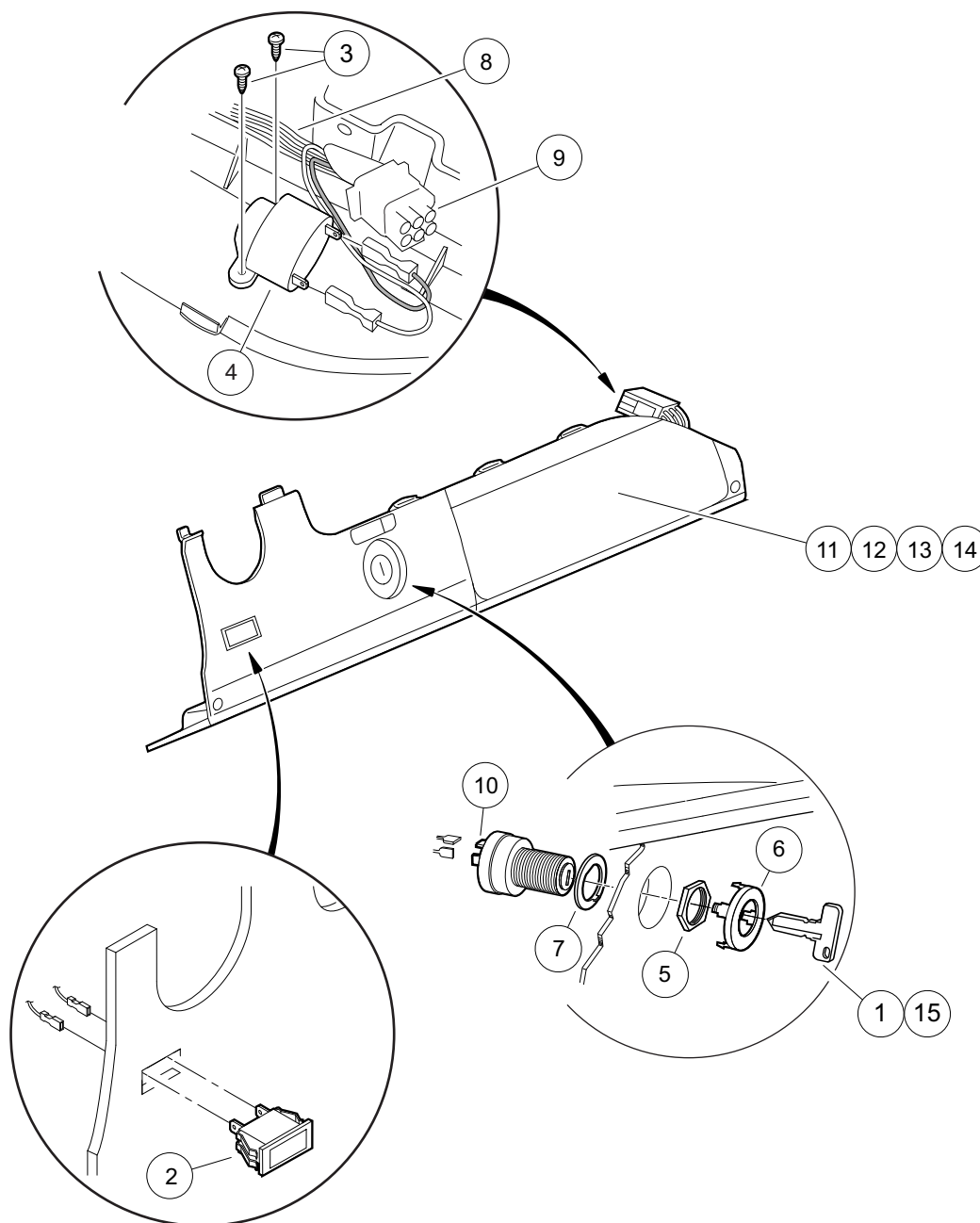
ELECTRICAL SYSTEM – GASOLINE VEHICLE

6

G

6

G



000490-002

ELECTRICAL COMPONENTS, FRONT BODY – GASOLINE VEHICLE

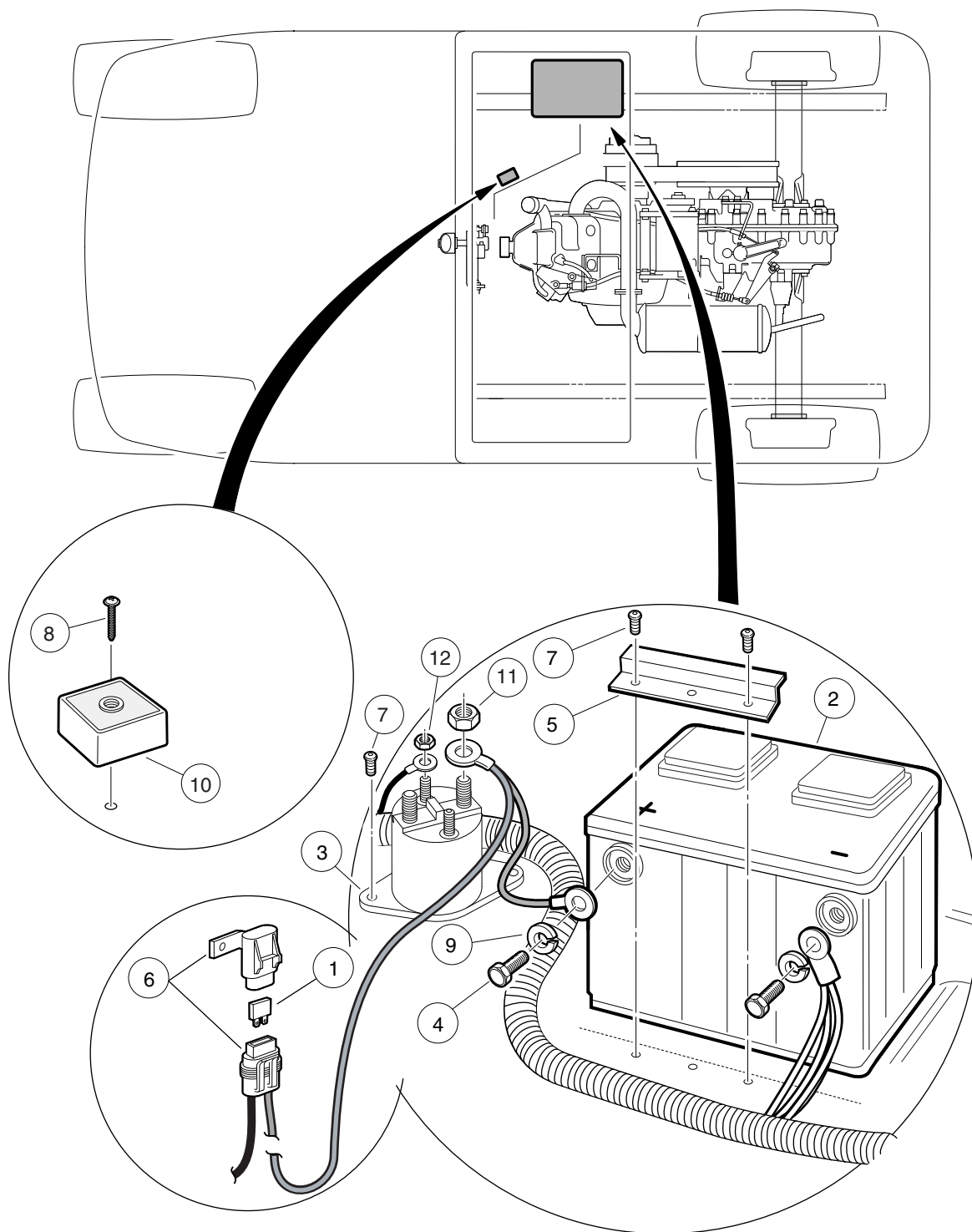
ITEM	PART NO.	DESCRIPTION	QTY
		1 2 3 4	
1	1012505	Keys (set of 2)	1
2	1016630	Light, Oil	1
3	1016849	Screw, #4-24 X 0.33 Pan-Head Machine	2
4	1016851	Buzzer, Reverse (9-48 VDC)	1
5	101830701	Nut, Key Switch	1
6	101834502	Cap, Black Key Switch	1
7	101851101	Washer, Key Switch	1
8	102515001	Ip Control Harness, Gas (includes item 9)	1
9	N/A	Connector, Plug 9-pin	1
10	102515101	Key Switch, Gas, Prec	1
11	102522901	Instrument Panel (standard)	1
12	102536601	Instrument Panel (with Hole for Headlight Switch)	1
13	102536602	Instrument Panel (with Hole for Fuel Gauge)	1
14	N/A	Instrument Panel (with Hole for Headlight Switch and Fuel Gauge)	1
15	AM10079	Bulk Std Keys (50) *	1
* Note: Must order in multiples of 50.			

6

G

6

G



000479-001



BATTERY – GASOLINE VEHICLE

ITEM	PART NO.	DESCRIPTION	QTY
		1 2 3 4	
1	1012295	Fuse, 10-Amp	1
2	1012328	Battery, 12-Volt	1
3	1013609	Solenoid, 12-Volt	1
4	1014375	Screw, 3/8-16 X 0.50 Stainless Steel Hex-Head	2
5	101898001	Clamp, Battery	1
6	N/A	Cover, Fuse, Sealed, Metri	1
7	102296020	Screw, Torx Pan Hd Pt, M6 X 20	4
8	102296040	Screw, Torx Pan Hd Pt, M6 X 40	1
9	102355301	Lockwasher, 3/8 Stainless Stl	2
10	102803301	Asm, Voltage Regulator, Prec.	1
11	1242	Nut, 5/16-18 Hex	2
12	7893	Nut, #10-32 Hex	2

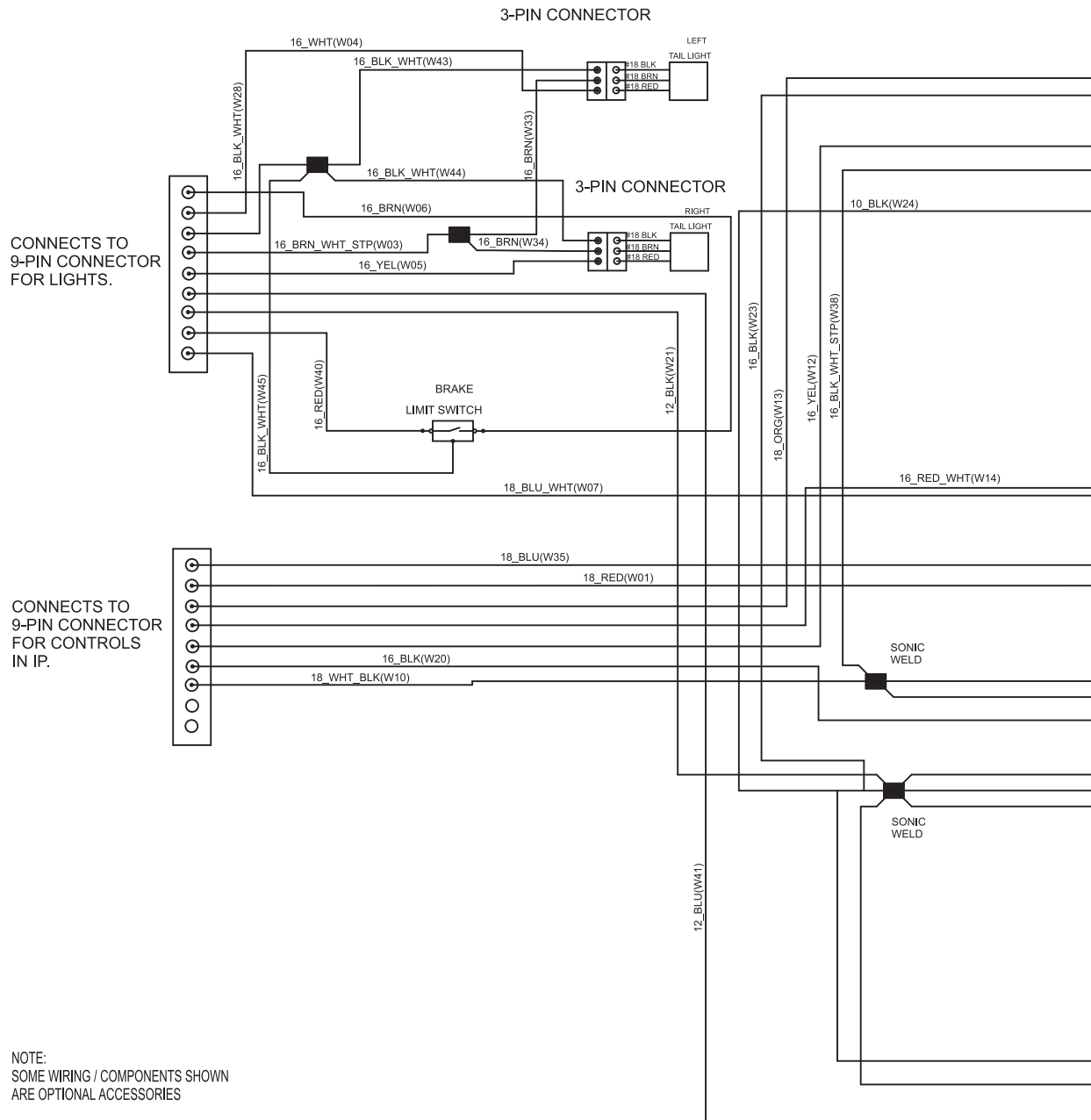
6

G

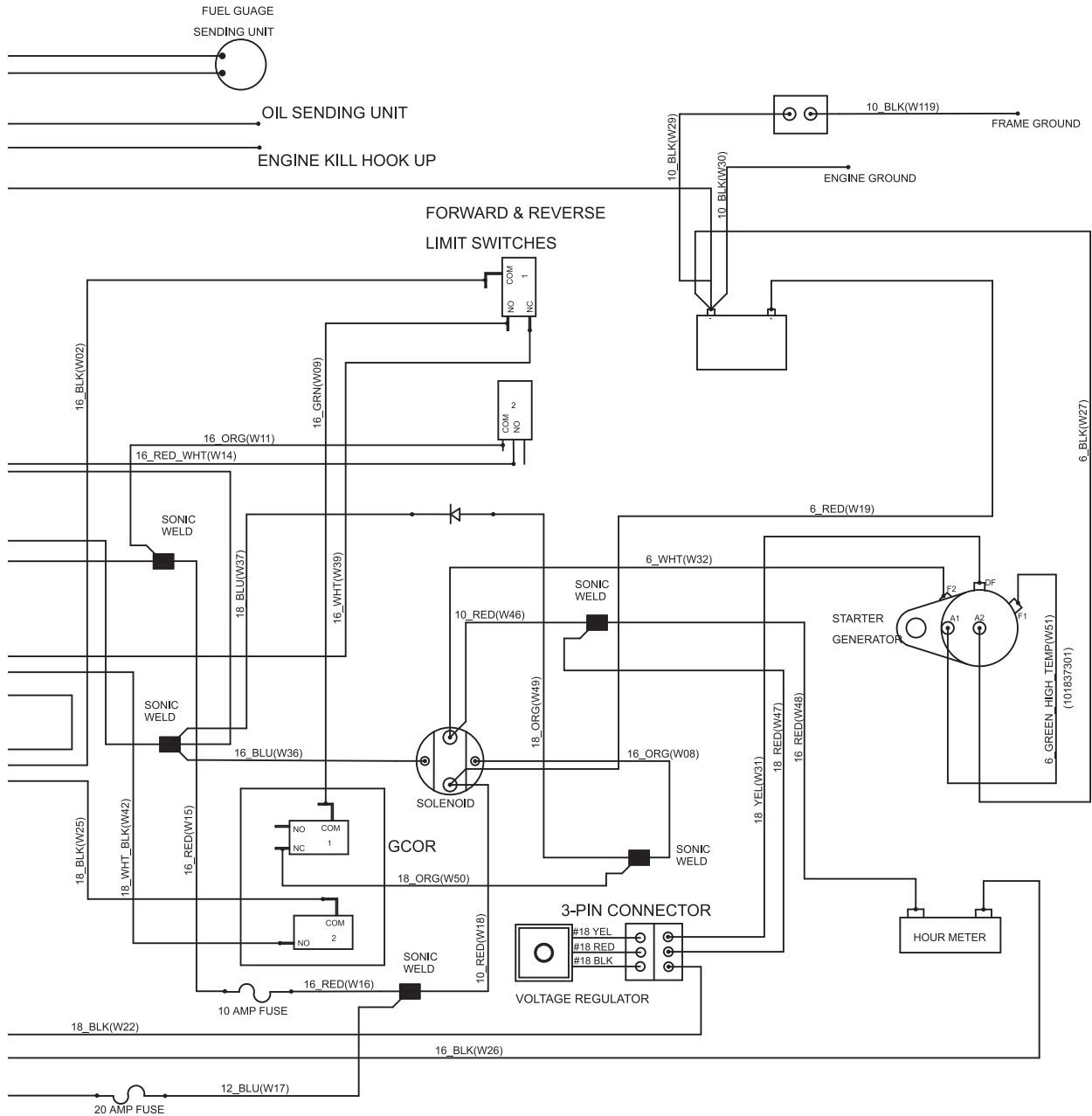


6

G



000481-001



000481-001

6

G

See previous two pages for illustration.

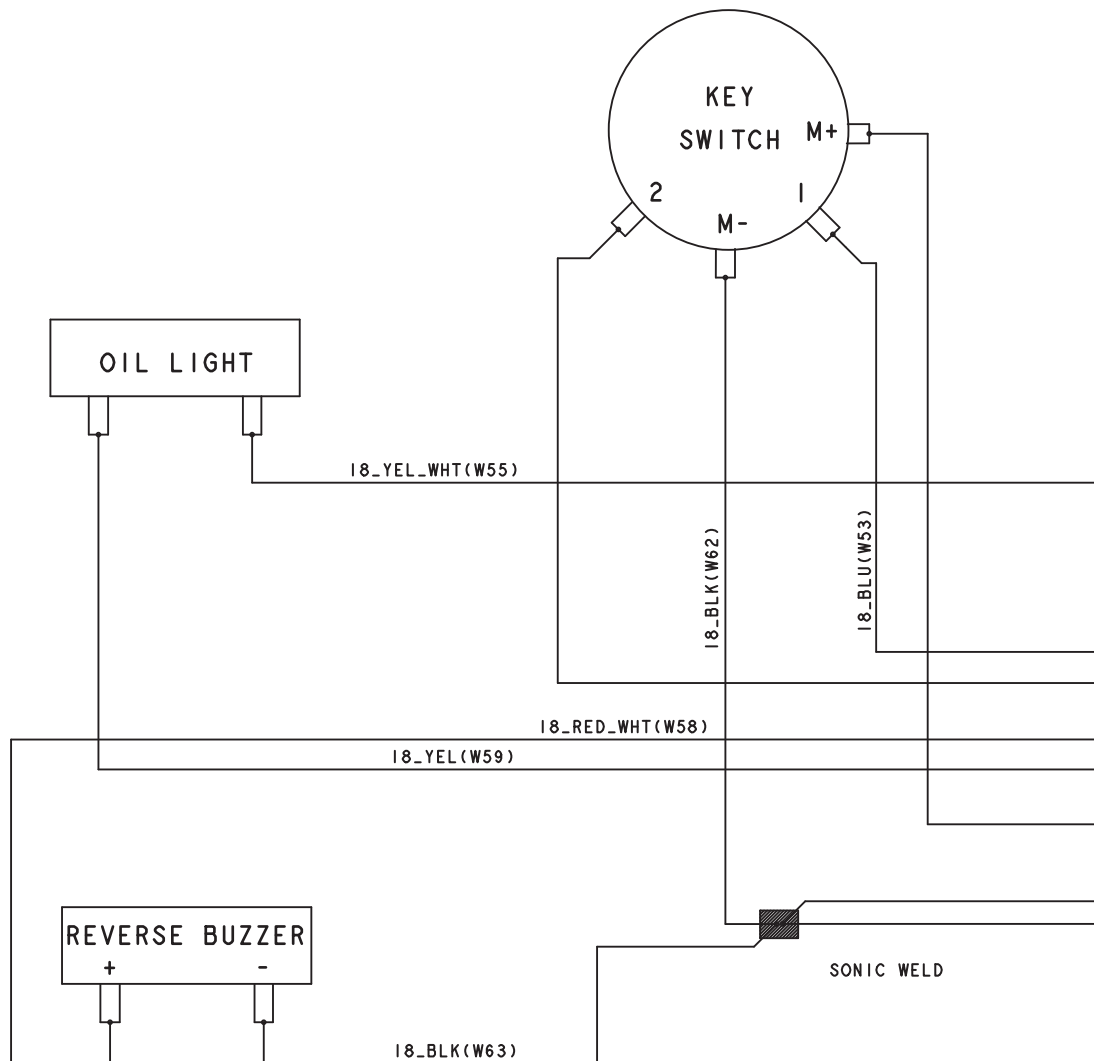


WIRING – GASOLINE VEHICLE

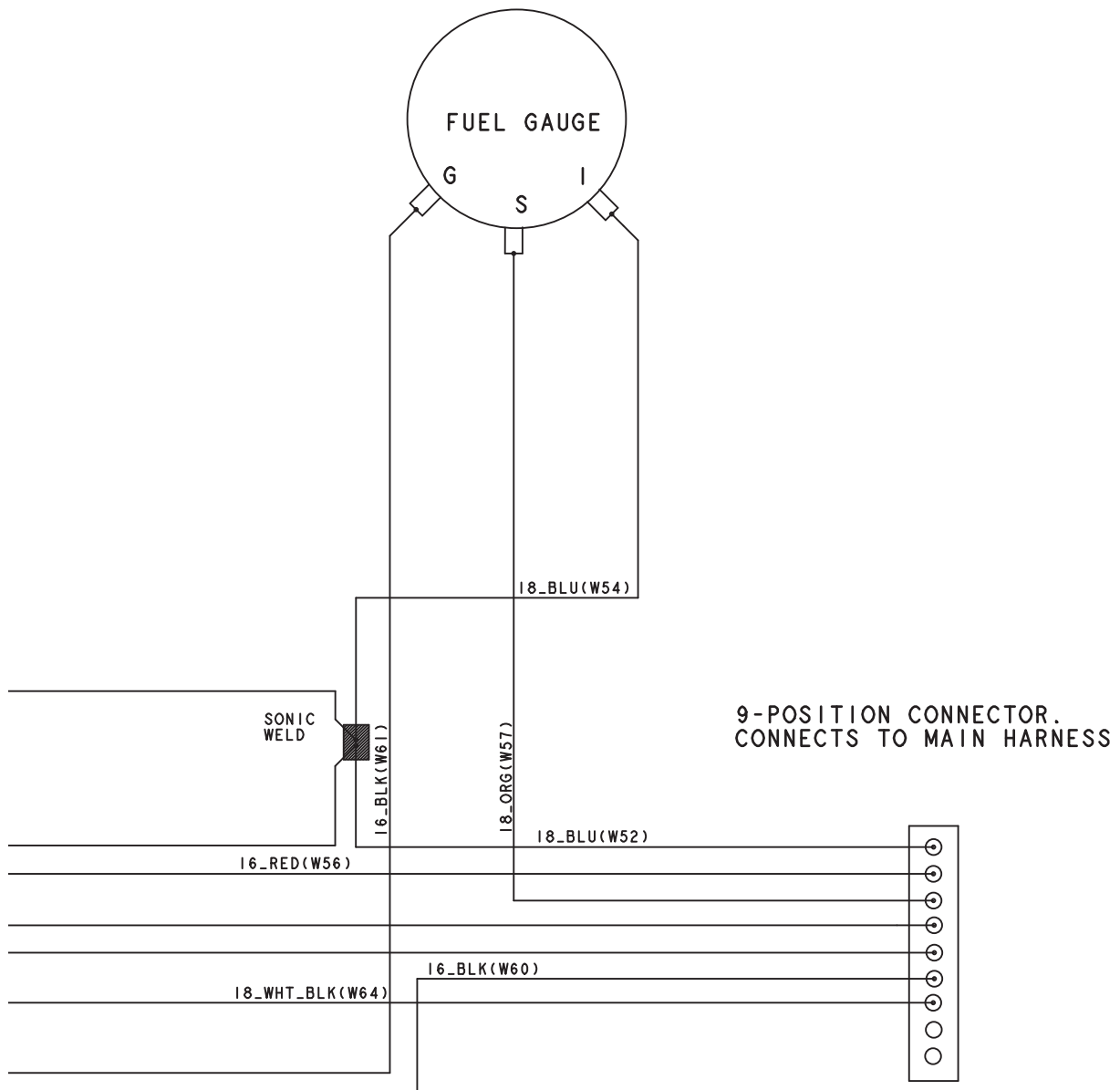
ITEM	PART NO.	DESCRIPTION	QTY	6
1	102586201	<div>1 2 3 4</div> Main Harness, Gas	1	G

6

G



000489-001



000489-001

6

G

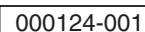
See previous two pages for illustration.



INSTRUMENT PANEL WIRE HARNESS

ITEM	PART NO.	DESCRIPTION	QTY	6
1	102515001	1 2 3 4 Ip Control Harness, Gas (includes item 2)	1	G
2	N/A	Connector, Plug 9-pin	1	

G



STARTER/GENERATOR ASSEMBLY MODEL G425419 – GASOLINE VEHICLES

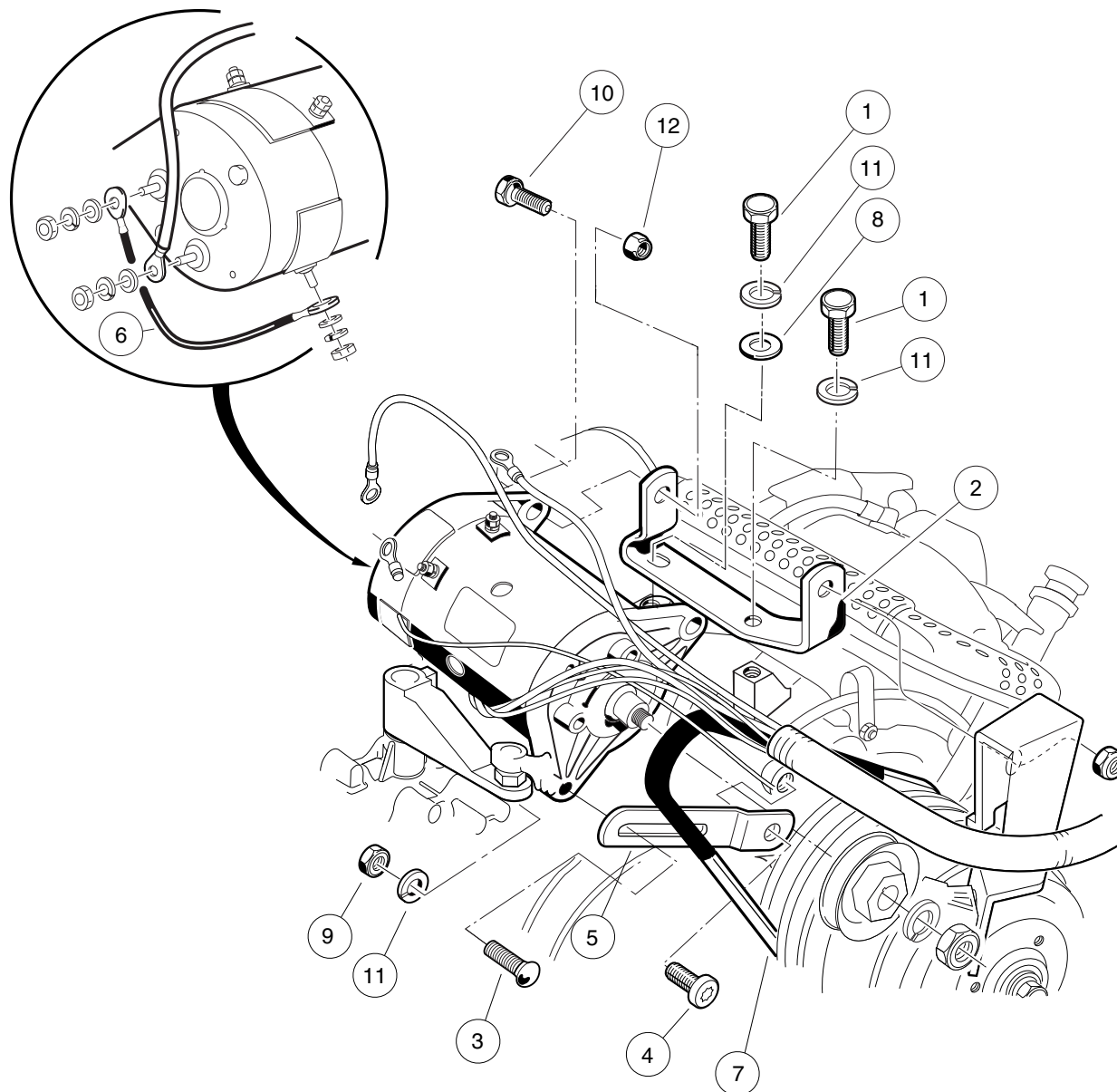
ITEM	PART NO.	DESCRIPTION	QTY
		1 2 3 4	
1	101833701	Starter/Generator (cw) (includes items 2 through 33)	1
2	1013001	Bearing, Output Shaft Ball	1
3	1013003	Key, Starter/Generator	1
4	1013005	Bearing, Ball	1
5	101301102	Brush Holder Assembly (cw) (includes item 6)	1
6	101878101	Brush Spring Set	4
7	101869302	Brush and Screw Set (cw)	1
8	101874901	Front Bracket	1
9	101875001	Retainer	1
10	N/A	Armature	1
11	101875201	Field Coil Housing	1
12	101875301	Pole Set	1
13	101875401	Screw Set	1
14	101875501	Field Stator Coil Assembly	1
15	101875601	F Insulator Set	2
16	101875701	DF Insulator	1
17	101875802	A Connector (cw)	1
18	101876001	Screw and Mold Assembly	2
19	101876202	Brush Connector Assembly (cw)	2
20	101876301	Cover Set (includes items 21 and 22)	1
21	N/A	Brush Inspection Port Cover	3
22	N/A	Brush Port Cover w/Drain	1
23	101876402	Rear Bracket (cw)	1
24	101876501	Nut and Screw Set (includes items 25 through 29)	1
25	101896501	Brush Holder Asm Screw	2
26	N/A	Washer, M5 Flat	1
27	N/A	Washer, M14 Lock	1
28	N/A	Nut, Hex, M14 x 2	1
29	N/A	Screw, M5 x 0.8 x 18mm	3
30	101877601	Nut and Washer Set	2
31	101877701	Nut and Washer Set	1
32	101879001	Through Bolt Set	2
33	101939901	Spacer	1
34	101875102	Armature Asm Conversion Kit (includes items 35 through 38)	1
35	1013003	Key, Starter/Generator	1
36	1014289	Pulley, Starter/Generator	1
37	N/A	Armature	1
38	101939901	Spacer	1
Note: Item 36 will ONLY fit Model G425419 Starter/Generator.			

6

G

6

G



000238-004

STARTER/GENERATOR MOUNTING – FE290

ITEM	PART NO.	DESCRIPTION	QTY	6
		1 2 3 4		G
1	1012830	Screw, M8-125 X 22 Hex-Head	2	
2	101524001	Bracket, Starter/Generator Mounting (FE290)	1	
3	1015932	Bolt, Carriage, 5/16-18	1	
4	1016074	Screw, M8-1.25 X 18mm Torx	1	
5	1016883	Bracket, Starter/Generator Adjustment	1	
6	101837301	Wire Assy, #6 Green	1	
7	101916701	V-Belt	1	
8	1241	Washer, 5/16 Type A Flat	1	
9	1242	Nut, 5/16-18 Hex	1	
10	1624	Screw, 3/8-16 X 1.50 Hex-Head Cap	2	
11	7174	Lockwasher, 5/16 Split	3	
12	8754	Locknut, 3/8-16 Hex	2	

DID YOU KNOW?

CartPros directs you to the right part using the part numbers from this manual. Enter the part number into our search box and it will find the part you are looking for.

**GET STARTED
HERE**



<https://CartPros.com/f.html>

6

G

**DID YOU
KNOW?**

CartPros directs you to the right part using the part numbers from this manual. Enter the part number into our search box and it will find the part you are looking for.

**GET STARTED
HERE**



<https://CartPros.com/f.html>

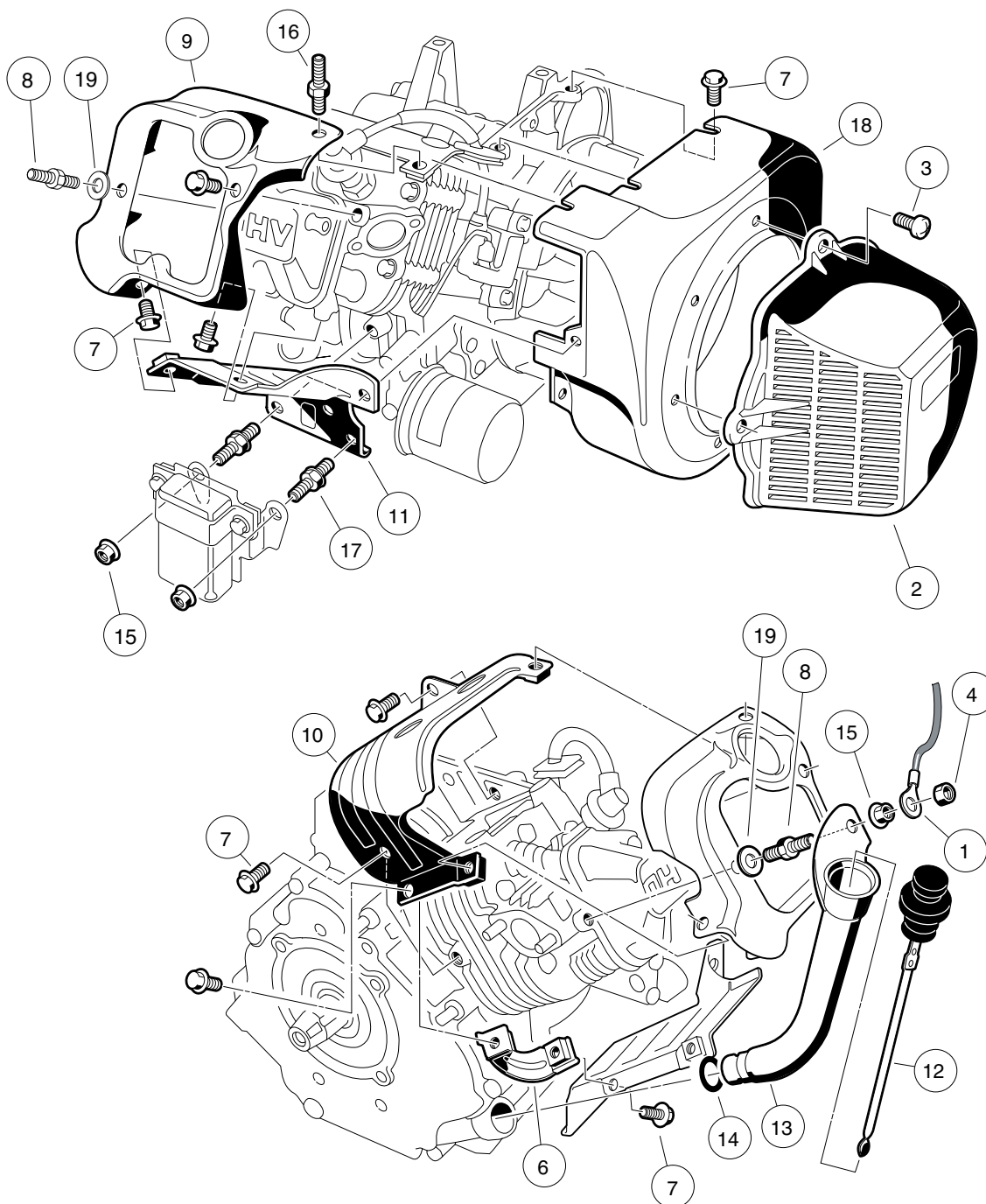
FE290 ENGINE

7

G

7

G



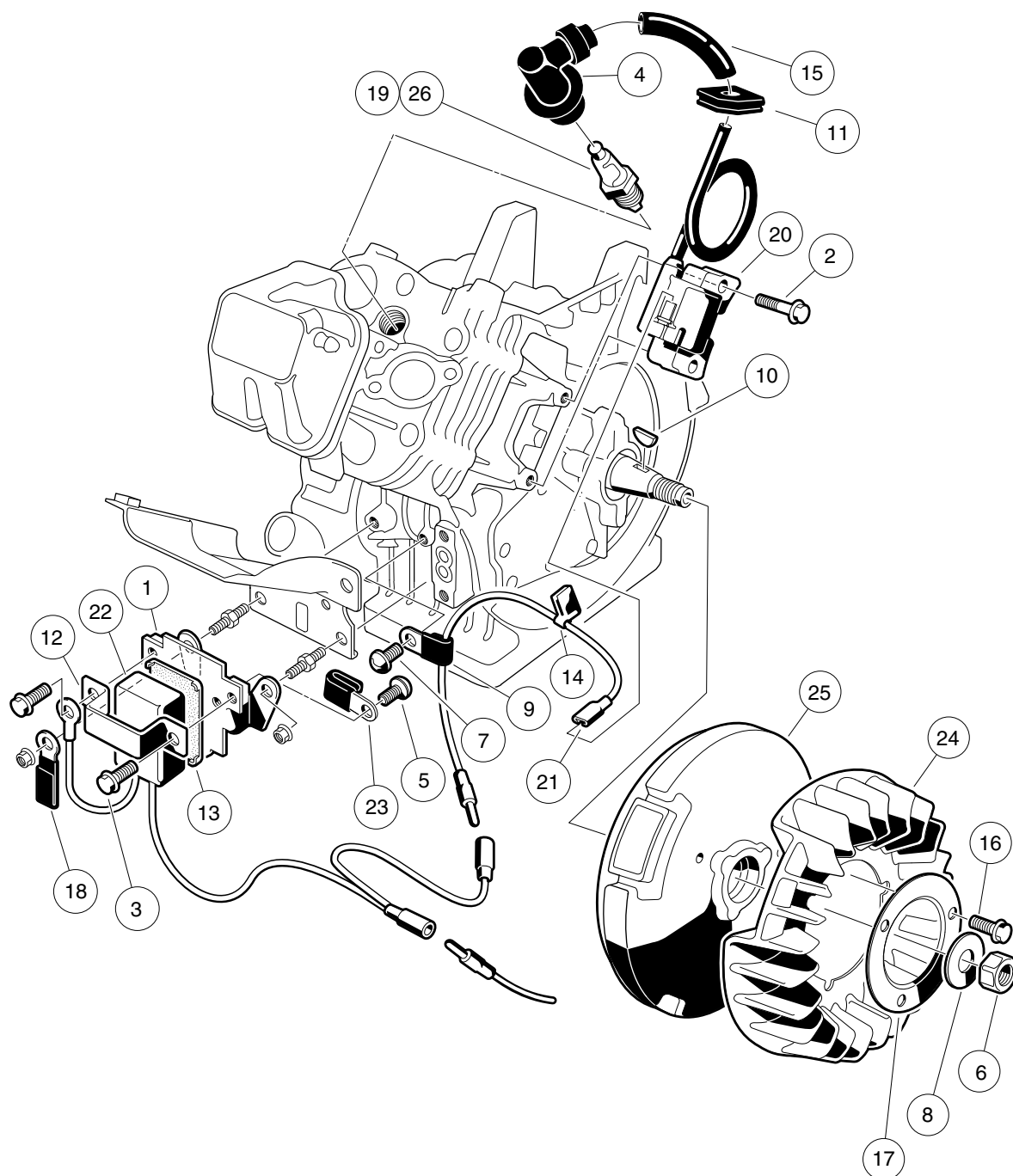
000194-001

FE290 ENGINE – SHROUDS AND BRACKETS

ITEM	PART NO.	DESCRIPTION	QTY
		1 2 3 4	
1	1015332	Wire Assembly, #10, Uninsulated	1
2	1015649	Shroud, Fan	1
3	1015969	Screw, M6-1.00 X 10mm Pan Hd	4
4	101887601	Locknut, M6-1.00 Nylon Insert	1
5	101953901	Engine, FE290 (cw) * (includes items 6 through 19)	1
6	1016443	Bracket	1
7	1016456	Bolt, Flange Head, M6 x 1 x 12 mm	15
8	1016507	Bolt, Two-Ended	1
9	1016524	Shroud, Engine, FE290D	1
10	1016525	Shroud, Engine, FE290D	1
11	1016526	Shroud, Engine, FE290D	1
12	1016531	Dipstick	1
13	1016536	Tube, Oil Filler, FE290D	1
14	1016539	O-Ring	1
15	1016547	Nut	3
16	1017221	Screw, M6-1.00 Stud	1
17	101909701	Stud, M6-1.00, Two-Ended	2
18	101915601	Housing, FE290 Fan	1
19	N/A	Washer, 6 mm Flat	1
* Note: FE290 engine component listings span several pages.			

7

G



000195-001

FE290 ENGINE – IGNITION COMPONENTS AND FLYWHEEL

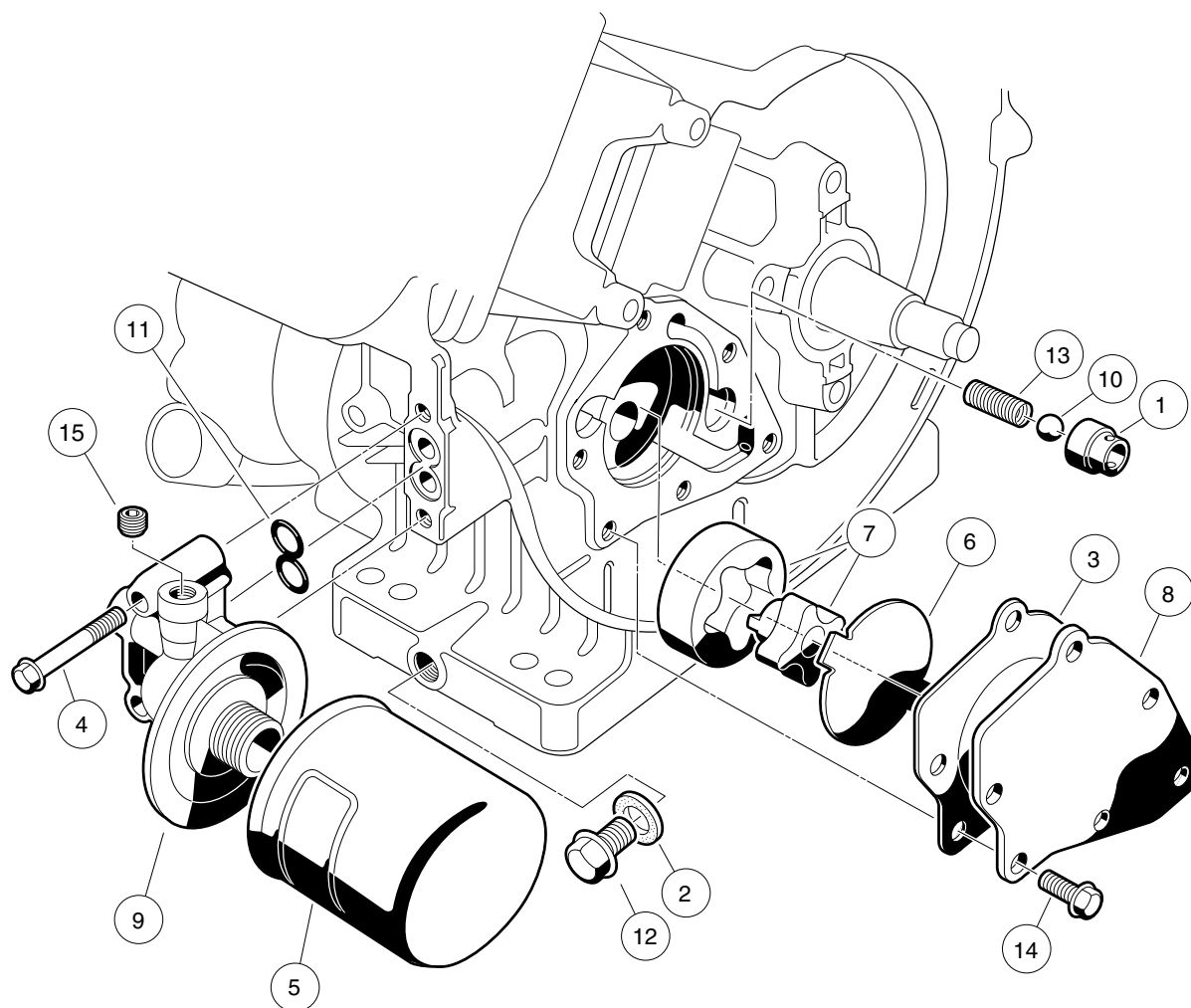
ITEM	PART NO.	DESCRIPTION	QTY
		1 2 3 4	
1	1016445	Bracket, RPM Limiter	1
2	1016455	Bolt, Flange Head	2
3	1016456	Bolt, Flange Head, M6 x 1 x 12 mm	2
4	1016493	Cap, Spark Plug	1
5	1016497	Screw, Pan WP Cross	1
6	1016505	Nut, Hex, Fine	1
7	1016544	Screw	1
8	1016548	Washer, M16 Flat	1
9	1016561	Clamp	1
10	1016562	Key	1
11	1016578	Grommet	1
12	1016579	Band, RPM Limiter Mount	1
13	1016586	Damper, RPM Limiter	1
14	1016587	Clamp	1
15	1016588	Tube, 7mm X 10mm X 70mm	1
16	1017448	Bolt, Flanged	3
17	1017455	Plate, Flywheel Fan	1
18	1017468	Clamp	1
19	101881101	Spark Plug, OHV (Autolite)	1
20	101909201	Coil, Ignition	1
21	101909301	Lead Wire Assy	1
22	101909401	Limiter, RPM	1
23	N/A	Clamp, Steel	1
24	101915801	Fan, FE290 (cw)	1
25	101929301	Flywheel, Complete	1
26	AM10724	Spark Plug, OHV (NGK)	1

7

G

7

G



000196-001

FE290 ENGINE – OIL CIRCULATION

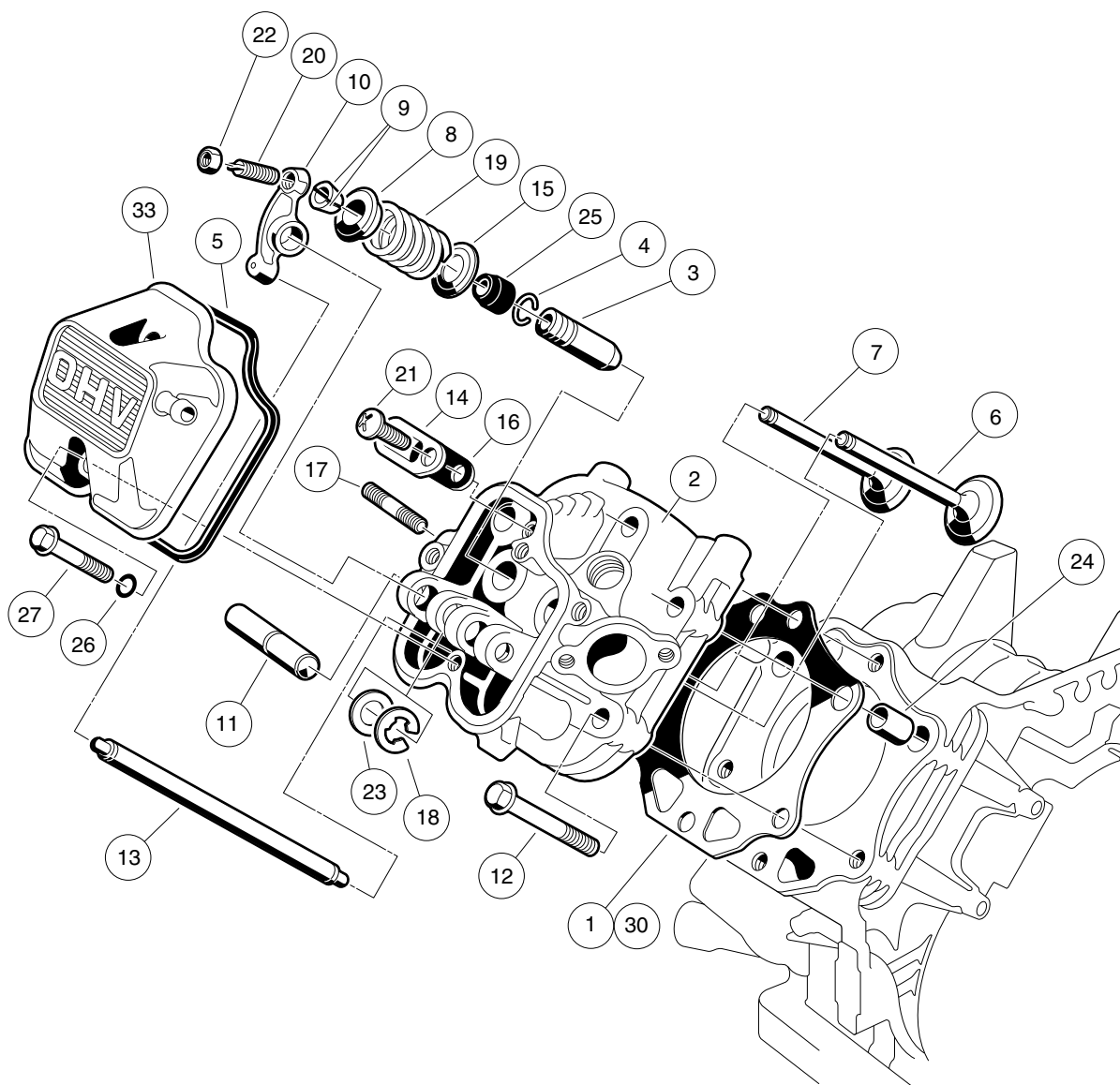
ITEM	PART NO.	DESCRIPTION	QTY
		1 2 3 4	
1	1016429	Seat, Value Oil Press Relief	1
2	1016432	Gasket, Drain Plug	1
3	1016435	Gasket, Oil Pump	1
4	1016457	Bolt, Flange Head	2
5	1016467	Filter, Oil	1
6	1016473	Plate, Oil Pump	1
7	101648203	Oil Pump And Rotor	1
8	1016484	Cover, Pump	1
9	1016502	Bracket, Oil Filter Mount	1
10	1016537	Ball, Steel, Press, Relief	1
11	1016570	O-Ring	1
12	1016576	Plug, Drain	1
13	1016581	Spring	1
14	1017456	Bolt, Flanged	6
15	1017507	Plug	2

7

G

7

G



000197-001

FE290 ENGINE – CYLINDER HEAD

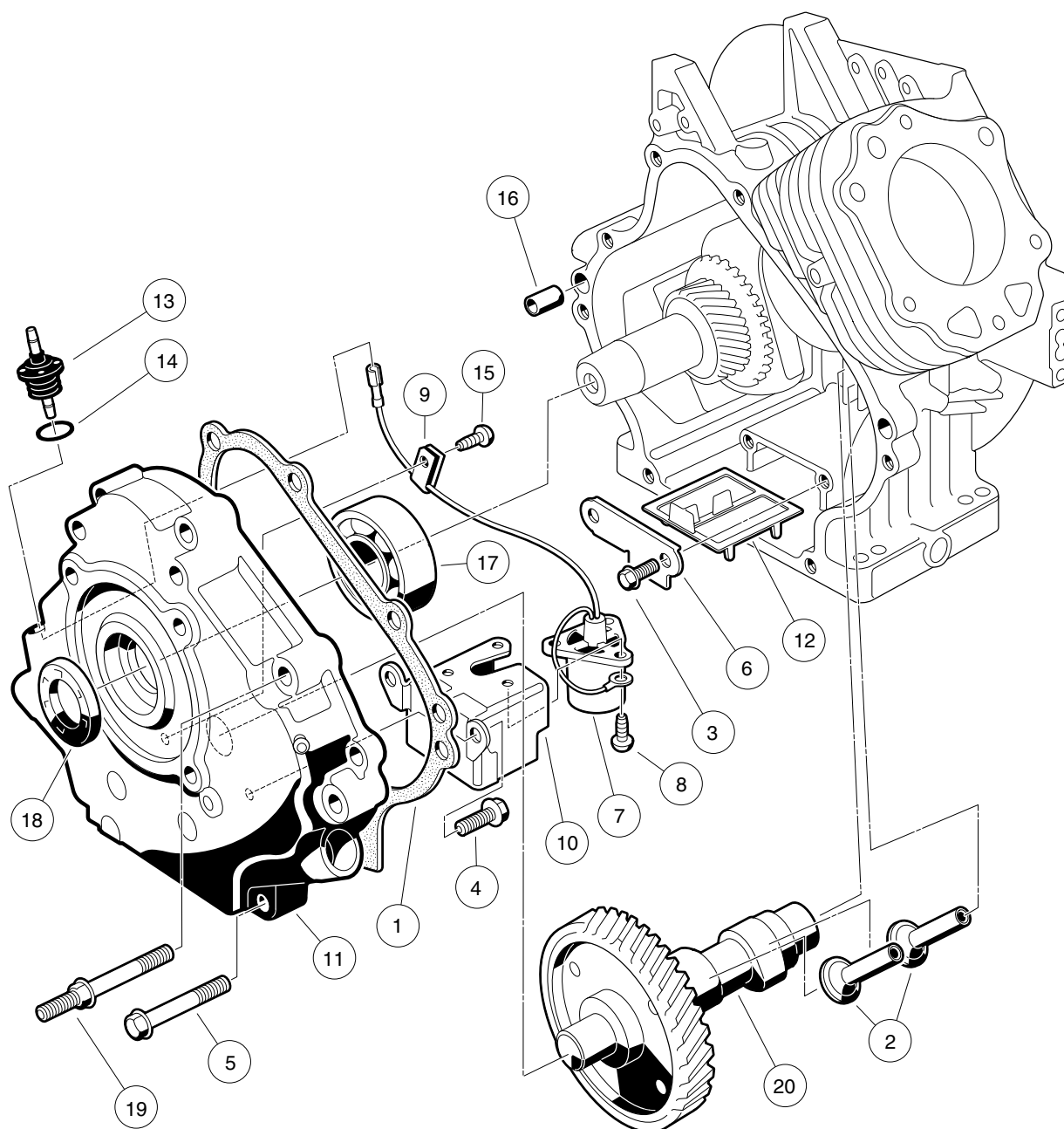
ITEM	PART NO.	DESCRIPTION	QTY
		1 2 3 4	
1	1016430	Gasket, Head, FE290	1
2	1016431	Head Assembly, FE290 Cylinder (includes items 3 and 4)	1
3	1016519	Guide, Valve	2
4	1016560	Snap Ring	2
5	1016436	Gasket, Rocker Case	1
6	1016447	Valve, Intake	1
7	1016448	Valve, Exhaust	1
8	1016449	Retainer, Valve Spring	2
9	1016450	Collet	4
10	N/A	Arm, Rocker	2
11	1016452	Shaft, Rocker	1
12	1016458	Bolt, Flange Head, M8 x 1.25 x 45 mm	6
13	1016471	Rod, Push	2
14	1016474	Plate	1
15	1016479	Seat, Spring	2
16	1016483	Valve	1
17	1016489	Stud, Two-Ended, M8-1.25	2
18	1016517	Circlip, Type-E	1
19	1016523	Spring, Engine Valve	2
20	1016542	Screw	2
21	1016544	Screw	1
22	1016545	Nut	2
23	1016549	Washer, 12.1x19x1.8	1
24	1016563	Pin	2
25	1016566	Seal, Oil	2
26	1016569	O-Ring	2
27	1016583	Bolt, 6x35	2
28	102304701	Kit, Gasket, FE290 (includes items 29 through 32)	1
29	1015330	Gasket, Exhaust	1
30	1016430	Gasket, Head, FE290	1
31	1016440	Gasket, Engine to Insulator	1
32	1016446	Gasket, Crankcase Cover	1
33	102753401	Case, Rocker -w/o Logo Fe290	1

7

G

7

G



000198-001

FE290 ENGINE – CRANKCASE, CAMSHAFT, AND OIL SENSOR

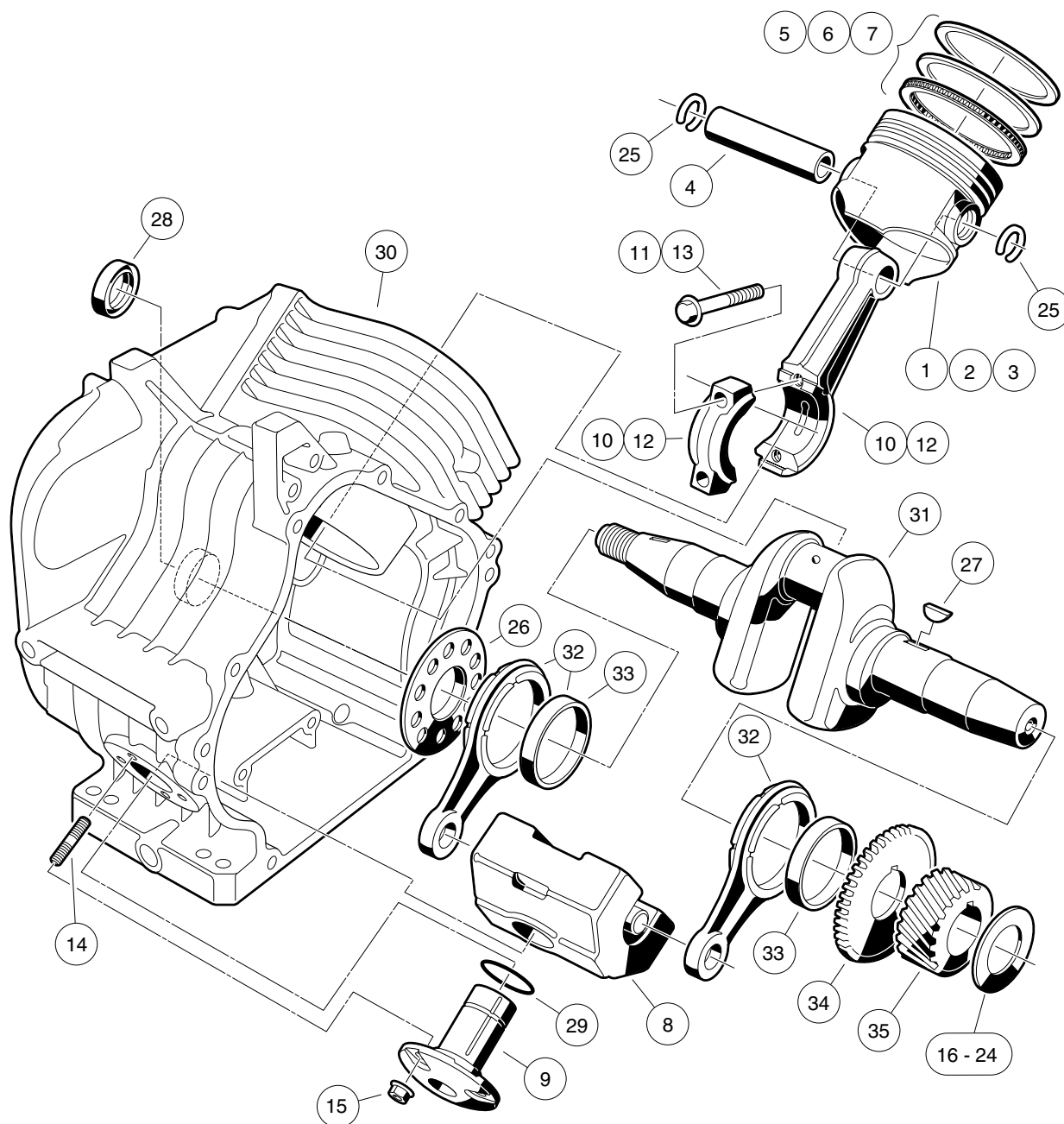
ITEM	PART NO.	DESCRIPTION	QTY
		1 2 3 4	
1	1016446	Gasket, Crankcase Cover	1
2	1016453	Tappet	2
3	1016454	Bolt, Flange Head, M5 x 0.8 x 8 mm	2
4	1016456	Bolt, Flange Head, M6 x 1 x 12 mm	2
5	1016458	Bolt, Flange Head, M8 x 1.25 x 45 mm	6
6	1016472	Plate, Oil Filter Screen	1
7	1016494	Sensor, Oil Level	1
8	1016496	Screw, Cross Pan-Head, M4 x 0.7 x 8 mm	3
9	1016506	Clamp	1
10	1016510	Bracket, Switch, Oil Level	1
11	1016520	Cover, Crankcase	1
12	1016521	Screen, Oil Filter	1
13	1016535	Connector, Cord	1
14	1016538	O-Ring	1
15	1016544	Screw	1
16	1016564	Pin	2
17	1016565	Bearing, Ball	1
18	1016567	Seal, Crankshaft	1
19	1016584	Bolt, Two-Ended, M8 x 1.25 x 69 mm	2
20	101915401	Camshaft Complete, FE290	1

7

G

7

G



000199-001

FE290 ENGINE – CRANKCASE AND CRANKSHAFT

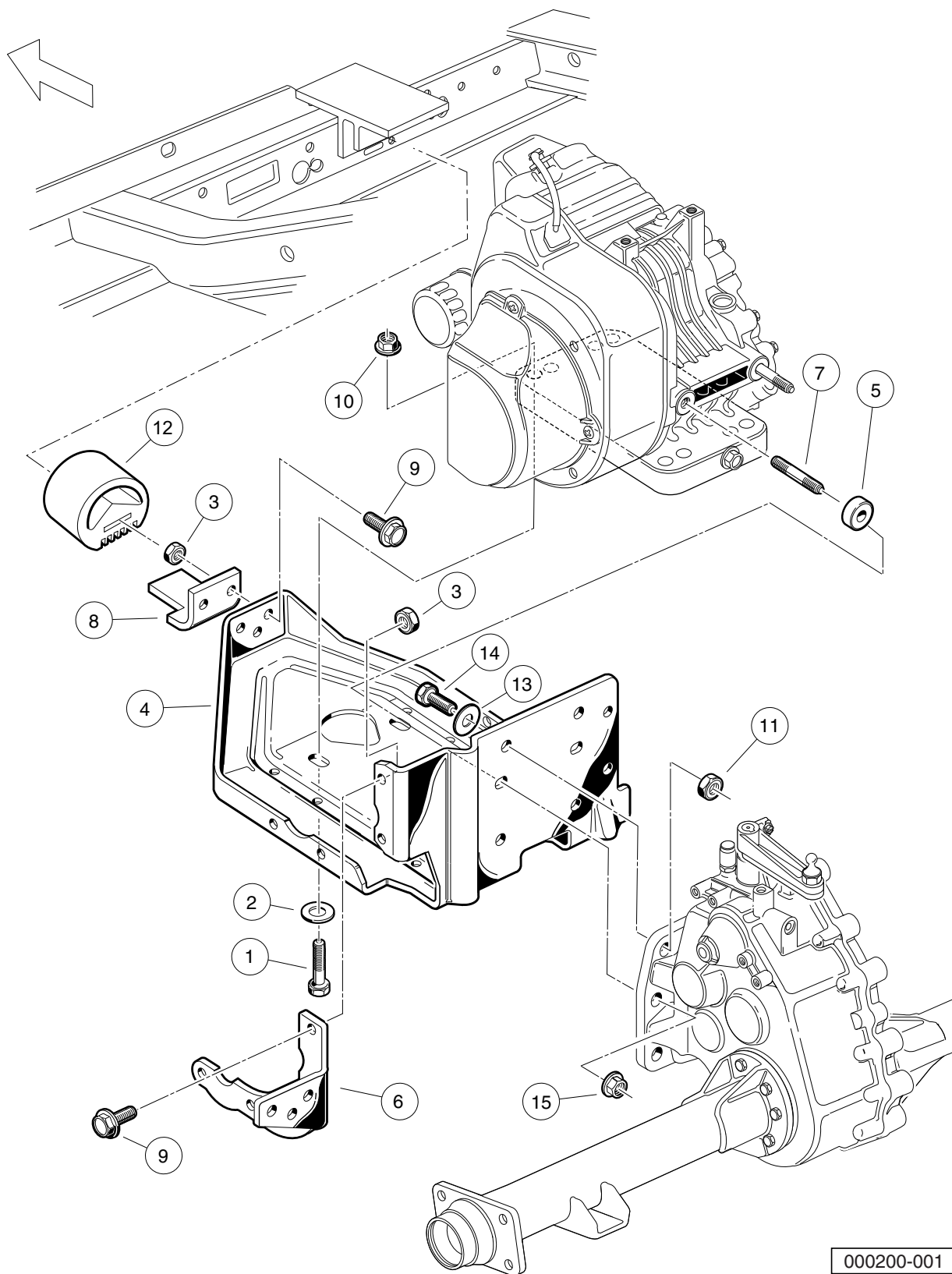
ITEM	PART NO.	DESCRIPTION	QTY
		1 2 3 4	
1	101645901	Piston	1
2	101645902	Piston, Engine 0.25 mm Over	1
3	101645903	Piston, Engine 0.50 mm Over	1
4	1016460	Pin, Piston	1
5	101646101	Ring Set, Piston	1
6	101646102	Ring Set, Piston 0.25 mm Over	1
7	101646103	Ring Set, Piston 0.50 mm Over	1
8	1016469	Weight, Counterbalance	1
9	1016470	Shaft, Guide, Counterbalance	1
10	101647501	Rod Assembly (includes item 11)	1
11	1016509	Bolt	2
12	101647502	Rod Assembly, Connecting 0.50 mm Under (includes item 13)	1
13	1016509	Bolt	2
14	1016541	Stud, 6x14	4
15	1016547	Nut	4
16	101655001	Shim, Crankshaft T=1.13	A/R
17	101655002	Shim, Crankshaft T=1.18	A/R
18	101655003	Shim, Crankshaft T=1.23	A/R
19	101655004	Shim, Crankshaft T=1.28	A/R
20	101655005	Shim, Crankshaft T=1.33	A/R
21	101655006	Shim, Crankshaft T=1.38	A/R
22	101655007	Shim, Crankshaft T=1.43	A/R
23	101655008	Shim, Crankshaft T=1.48	A/R
24	101655009	Shim, Crankshaft T=1.53	A/R
25	1016558	Ring, Snap	2
26	1016559	Spacer	1
27	1016562	Key	1
28	1016568	Seal, Oil	1
29	1016571	O-Ring	1
30	101915501	Crankcase Complete, FE290 (cw)	1
31	101922301	Crankshaft, FE290 Left-Hand Thread (includes items 32 through 35)	1
32	1016516	Rod (includes item 33)	2
33	1016580	Bearing, Plane	1
34	1016532	Gear, Spur	1
35	1016533	Gear, Helical	1

7

G

7

G



000200-001

FE290 ENGINE MOUNTING

ITEM	PART NO.	DESCRIPTION	QTY
		1 2 3 4	
1	1010577	Bolt, Hex-Head, 5/16-18 X 1.50	4
2	1012571	Washer, 5/16 Extra Thick Flat	4
3	1013924	Nut, 5/16-24 Hex Head Cone	6
4	101827101	Plate, Engine Mounting	1
5	101832101	Spacer, Powdered Metal	2
6	101832701	Stiffener (Flywheel Side)	1
7	101833201	Stud, M8-1.25 X 60mm Two-Ended	2
8	101834601	Snubber Bracket	1
9	101884801	Screw, 5/16-24 X 0.875 Grade-8	6
10	101963401	Locknut, 5/16-18 Hex Flange	4
11	102065901	Locknut, 3/8-16 Flanged Dimple	4
12	102540301	Inner Frame Snubber	1
13	334	Washer, 3/8 Type A Flat	4
14	705	Screw, Cap-hex Hd 3/8-16x1.25	4
15	96704416	Nut Flg, M8 X 1.25 Serrated	2

7

G

DID YOU KNOW?

CartPros directs you to the right part using the part numbers from this manual. Enter the part number into our search box and it will find the part you are looking for.

**GET STARTED
HERE**

→ <https://CartPros.com/f.html>

7

G

**DID YOU
KNOW?**

CartPros directs you to the right part using the part numbers from this manual. Enter the part number into our search box and it will find the part you are looking for.

**GET STARTED
HERE**



<https://CartPros.com/f.html>

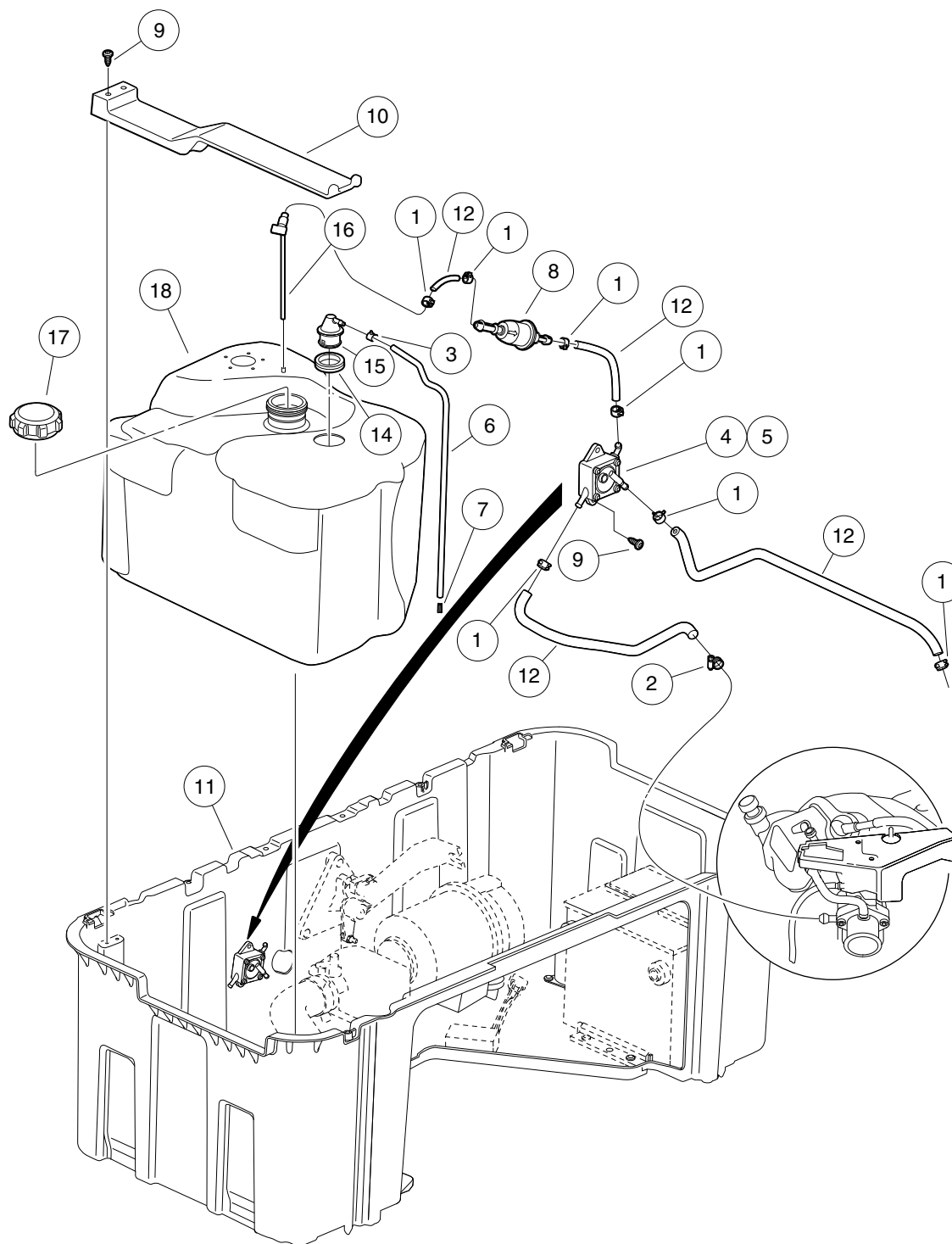
FUEL, INTAKE, AND GOVERNOR SYSTEMS

8

G

8

G



000449-001

FUEL SYSTEM

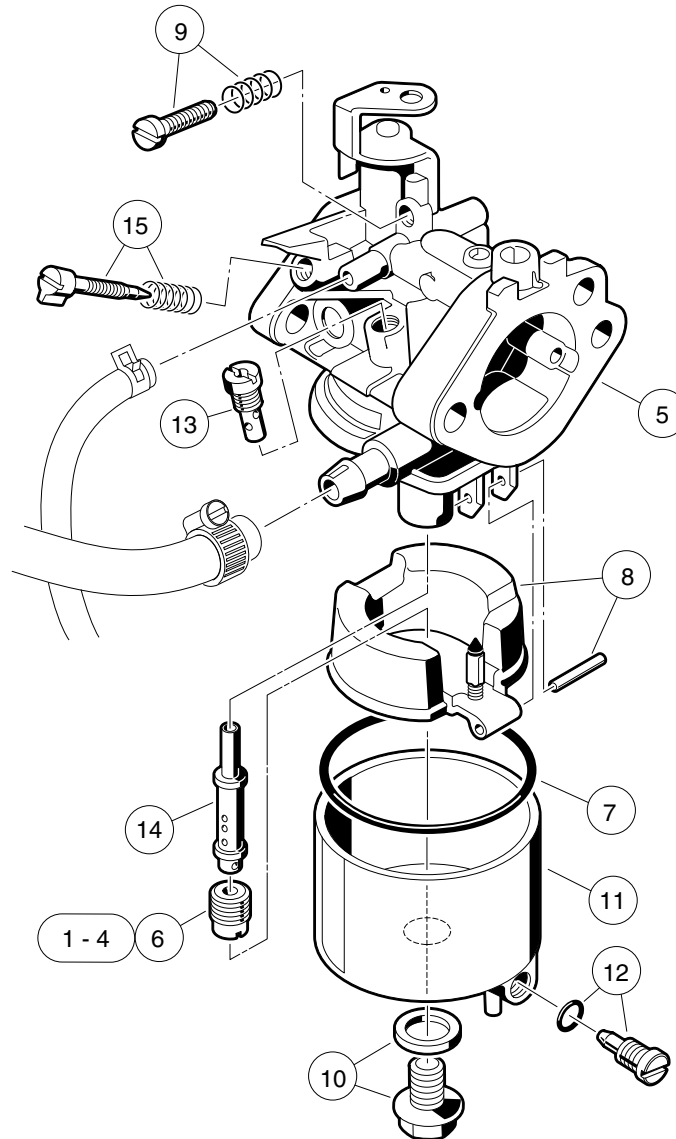
ITEM	PART NO.	DESCRIPTION	QTY
		1 2 3 4	
1	1012649	Clamp, 0.460 Red Hose	7
2	1013687	Clamp, 3/8" Hose (screw type)	1
3	1013746	Clamp, 0.301 ID Hose	2
4	1014523	Pump, Impulse Fuel	1
5	1014524	Kit, Impulse Pump Rebuild	1
6	1015137	Fuel Line (available by the foot)	A/R
7	101824401	Vent Barb	1
8	102003201	Filter, Fuel, 30 Micron	1
9	102296020	Screw, Torx Pan Hd Pt, M6 X 20	2
10	102514201	Hold-down - Fuel Tank	1
11	102514701	Bucket - Gas Vehicle	1
12	102865101	Fuel Line	A/R
13	102952202	Asm, Tank, Fuel (includes items 14 through 18)	1
14	1015139	Insulation Grommet	1
15	1015143	Vent, Fuel Tank	1
16	102513701	Valve - Fuel Pickup Tube	1
17	102751601	Cap, Fuel Tank, Gasoline	1
18	N/A	Tank, Fuel, Prec	1

8

G

8

G



000211-001

CARBURETOR ASSEMBLY – FE290

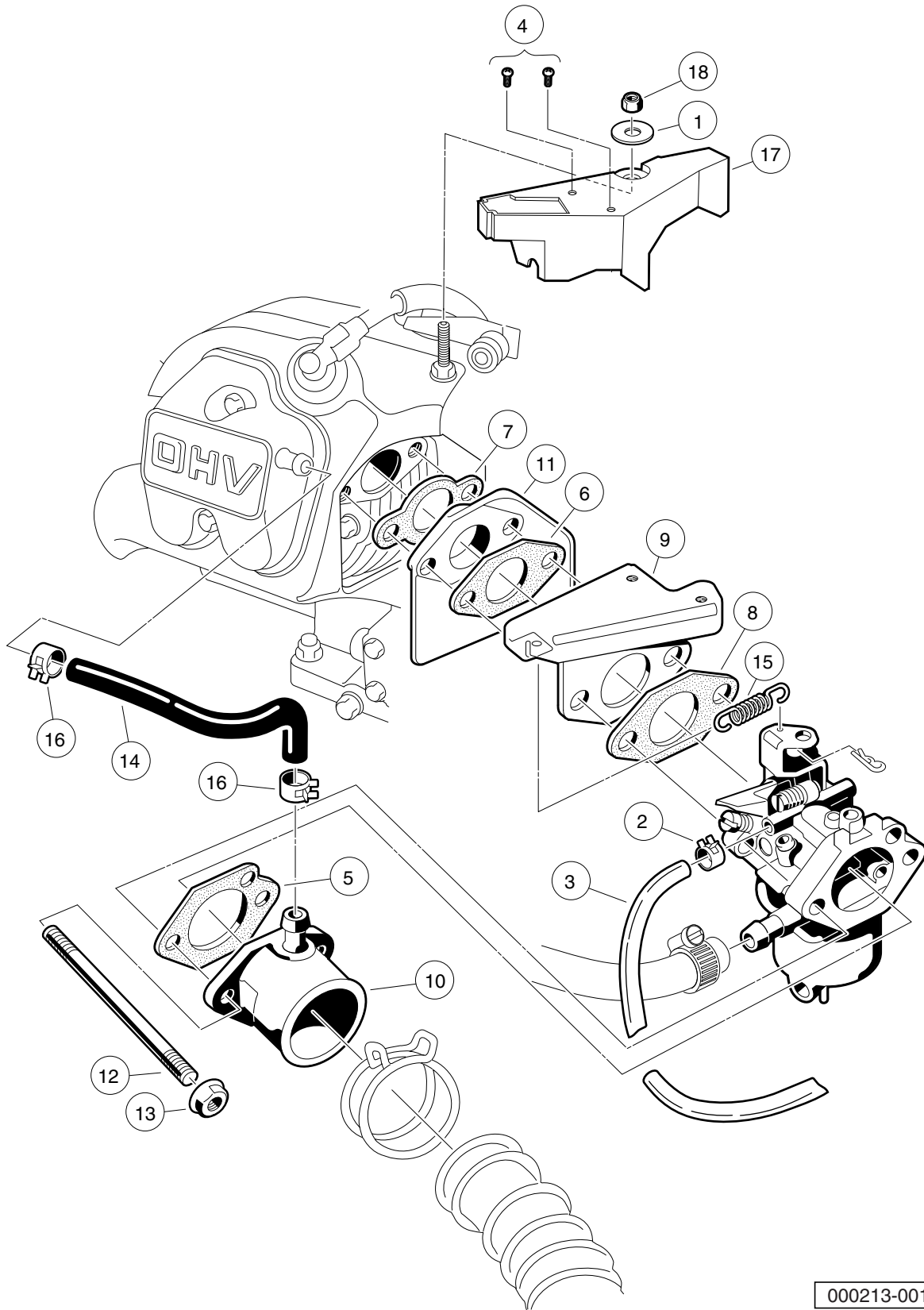
ITEM	PART NO.	DESCRIPTION	QTY
		1 2 3 4	
1	101642572	Jet, Altitude, # 72	A/R
2	101642575	Jet, Altitude, # 75	A/R
3	101642578	Jet, Altitude, # 78	A/R
4	101642580	Jet, Altitude, # 80	A/R
5	101905601	Carburetor Assembly, FE290D (includes items 6 through 15)	1
6	101642582	Jet, Altitude, # 82	1
7	1016437	Gasket, Carburetor Bowl OHV	1
8	1016486	Float Assembly	1
9	1016501	Screw Assembly	1
10	1016585	Bolt	1
11	1017461	Chamber Assembly, Float (includes item 12)	1
12	1016499	Screw Assembly	1
13	101973101	Jet, #40 Pilot	1
14	101973201	Nozzle, Main	1
15	N/A	Assembly, Pilot Air Screw	1
<p>Note: 101642582 for 0 - 3,000 feet; 101642580 for 3,000 - 5,000 feet; 101642578 for 5,000 - 8,000 feet; 101642575 for 8,000 - 10,000 feet; 101642572 for 10,000 feet and higher.</p>			

8

G

8

G



000213-001

CARBURETOR INSTALLATION – FE290

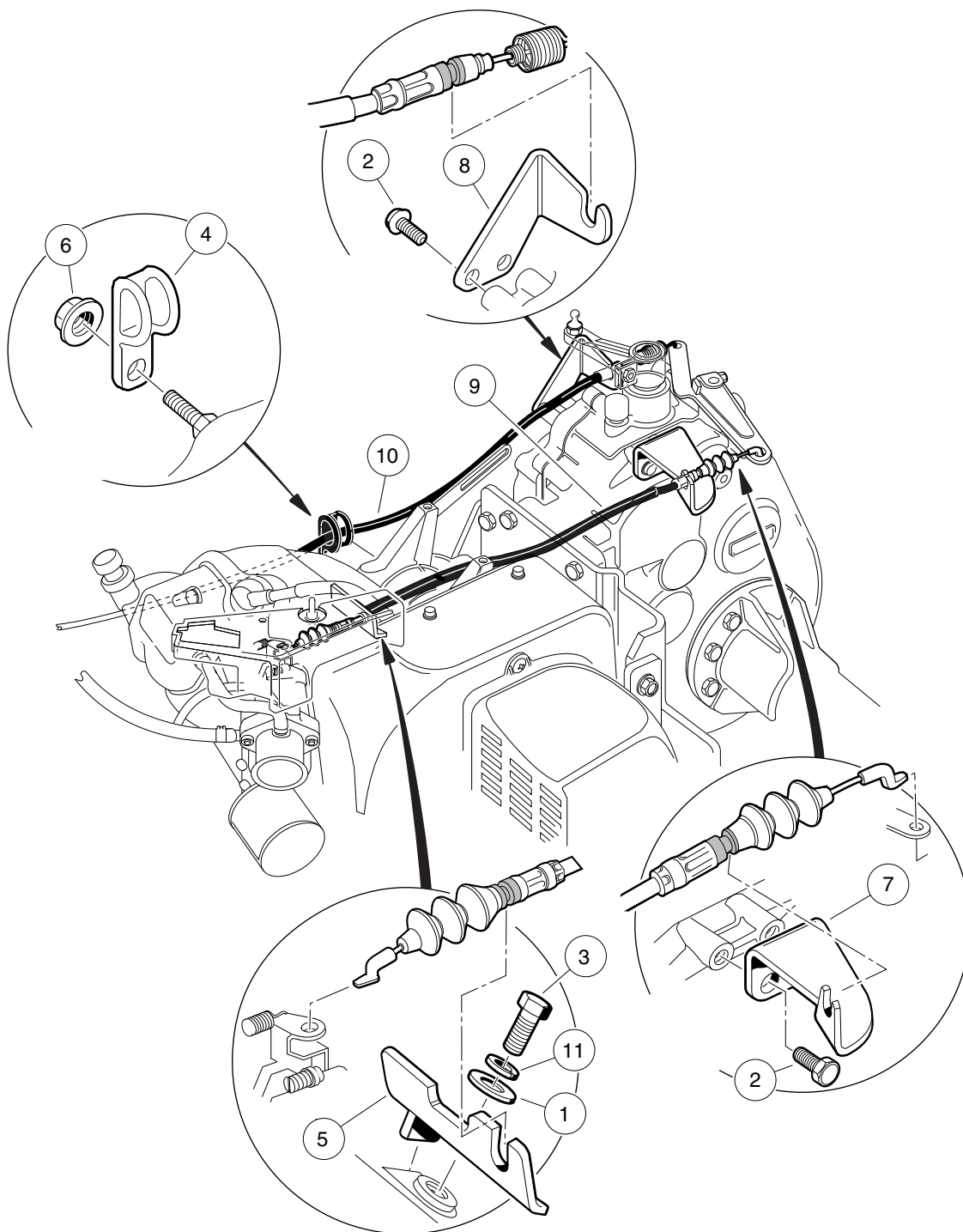
ITEM	PART NO.	DESCRIPTION	QTY
		1 2 3 4	
1	1011697	Washer, 5/16 Flat	1
2	1013746	Clamp, 0.301 ID Hose	1
3	1015137	Fuel Line (available by the foot)	A/R
4	1016103	Screw, Pan Hd Tx, Taptite 6-32	2
5	1016438	Gasket, Carb To Intake Manifold	1
6	1016439	Gasket, Insulator	1
7	1016440	Gasket, Engine to Insulator	1
8	1016441	Gasket, Sprg Brkt To Carb OHV	1
9	1016444	Bracket, Throttle Spring Return	1
10	1016480	Pipe, Intake Manifold	1
11	101648102	Insulator, Carburetor	1
12	101649002	Stud, M6-1.00 Two-Ended	2
13	1016547	Nut	2
14	1016572	Tube, Crankcase Vent	1
15	1016582	Spring, Throttle Return	1
16	1017466	Clamp	2
17	101820201	Shield, Governor	1
18	101887601	Locknut, M6-1.00 Nylon Insert	1

8

G

8

G



000215-001



GOVERNOR AND ACCELERATOR CABLES

ITEM	PART NO.	DESCRIPTION	QTY
		1 2 3 4	
1	1011697	Washer, 5/16 Flat	1
2	1012285	Screw, 1/4 X 0.625 Hex-Head	4
3	1012830	Screw, M8-125 X 22 Hex-Head	1
4	1013700	Clamp	2
5	101584502	Bracket, Governor Cable Snap-In	1
6	1016546	Nut	2
7	101832202	Bracket, Rear Governor Cable Snap-In	1
8	101832302	Bracket, Rear Accelerator Cable Snap-In	1
9	102336001	Cable, Governor, Snap-In	1
10	102513102	Cable, Acc, Snap-in	1
11	7174	Lockwasher, 5/16 Split	1

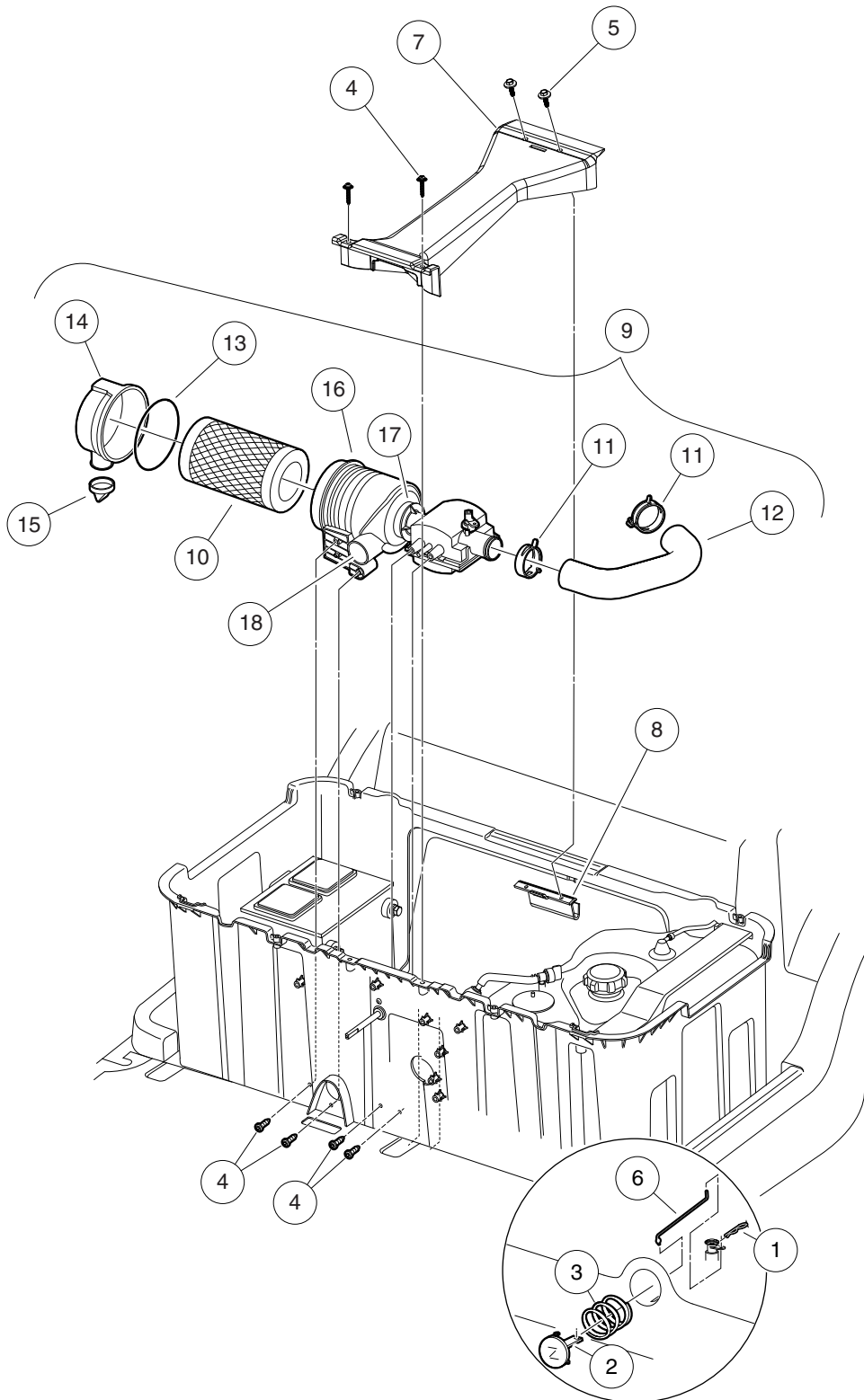
8

G



8

G



000484-001

CHOKE AND AIR BOX ASSEMBLY

ITEM	PART NO.	DESCRIPTION	QTY
		1 2 3 4	
1	1014413	Pin, Hair Spring Cotter	1
2	101811401	Lever, Choke	1
3	101856201	Compression Spring	1
4	102296020	Screw, Torx Pan Hd Pt, M6 X 20	6
5	102297125	Screw M6-1.0x25.4 Thd Fm Sems	2
6	102514401	Rod, Choke Button	1
7	102521301	Brace, Gas Fuel Bucket	1
8	102521401	Support, Gas Bucket Brace	1
9	102588301	Air Intake Assy (includes items 10 through 16)	1
10	102558201	Air Filter, Precedent	1
11	102558301	Clamp, Air Intake, Prec	2
12	102558401	Hose, Air Intake, Prec	1
13	102558501	Gasket, Air Intake, Prec	1
14	102558601	Cover Asm, Air Intake, Prec	1
15	102558701	Evac Valve, Air Intake, Prec	1
16	N/A	Assembly, Body Intake (includes items 17 and 18)	1
17	N/A	Filter Element, Air Intake	1
18	N/A	Insert, Air Intake Body	1

8

G

DID YOU KNOW?

CartPros directs you to the right part using the part numbers from this manual. Enter the part number into our search box and it will find the part you are looking for.

**GET STARTED
HERE**



<https://CartPros.com/f.html>

8

G

**DID YOU
KNOW?**

CartPros directs you to the right part using the part numbers from this manual. Enter the part number into our search box and it will find the part you are looking for.

**GET STARTED
HERE**



<https://CartPros.com/f.html>

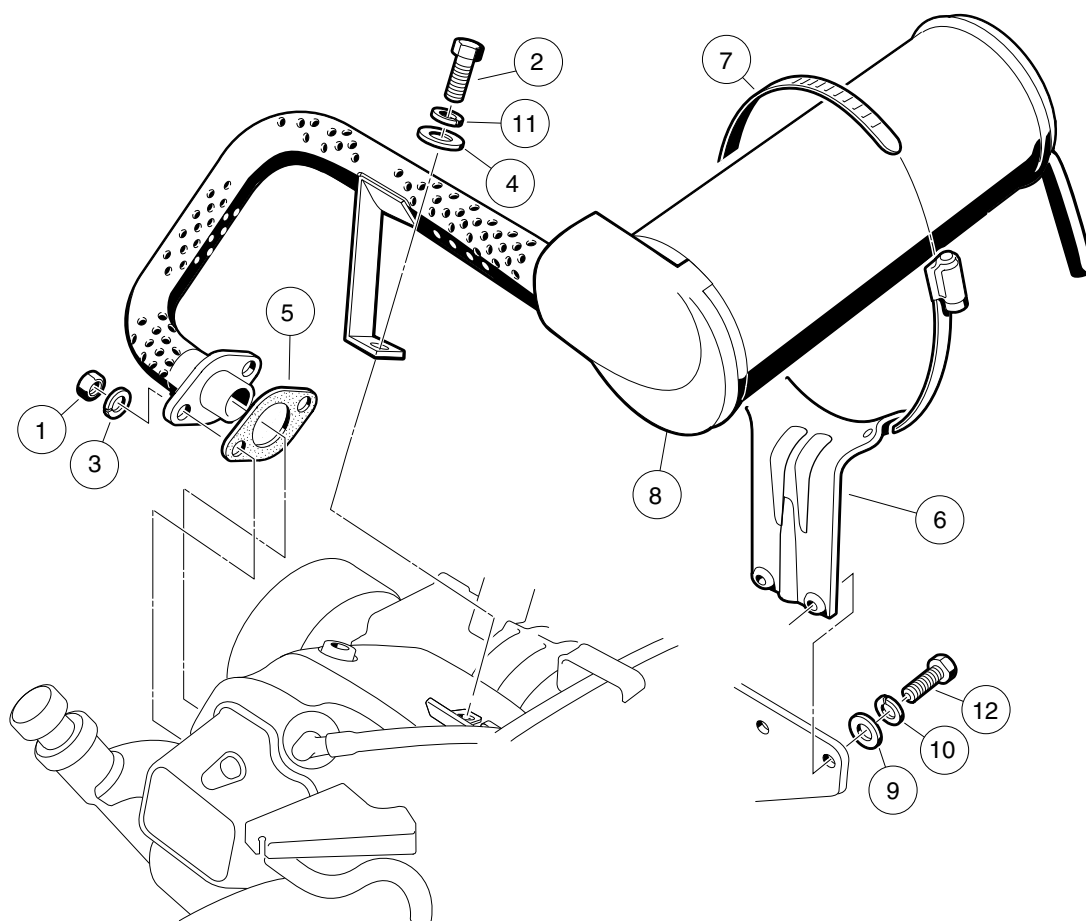
EXHAUST SYSTEM

9

G

9

G



000485-001

EXHAUST SYSTEM – FE290

ITEM	PART NO.	DESCRIPTION	QTY
		1 2 3 4	
1	1012528	Nut, M8-1.25 Hex	2
2	1012830	Screw, M8-125 X 22 Hex-Head	1
3	1013734	Lockwasher, 8mm Split	2
4	1015075	Washer, 5/16 Flat Type A	1
5	1015330	Gasket, Exhaust	1
6	1015814	Bracket, Muffler Mounting	1
7	1017689	Clamp, 5" Muffler Hose	1
8	102522301	Exhaust System	1
9	332	Washer, 1/4 Type A Narrow Flat	2
10	451	Lockwasher, 1/4 Helical Split	2
11	7174	Lockwasher, 5/16 Split	1
12	N/A	Bolt, 1/2-13 X 3.75 Hex Head	2

9

G

DID YOU KNOW?

CartPros directs you to the right part using the part numbers from this manual. Enter the part number into our search box and it will find the part you are looking for.

**GET STARTED
HERE**



<https://CartPros.com/f.html>

9

G



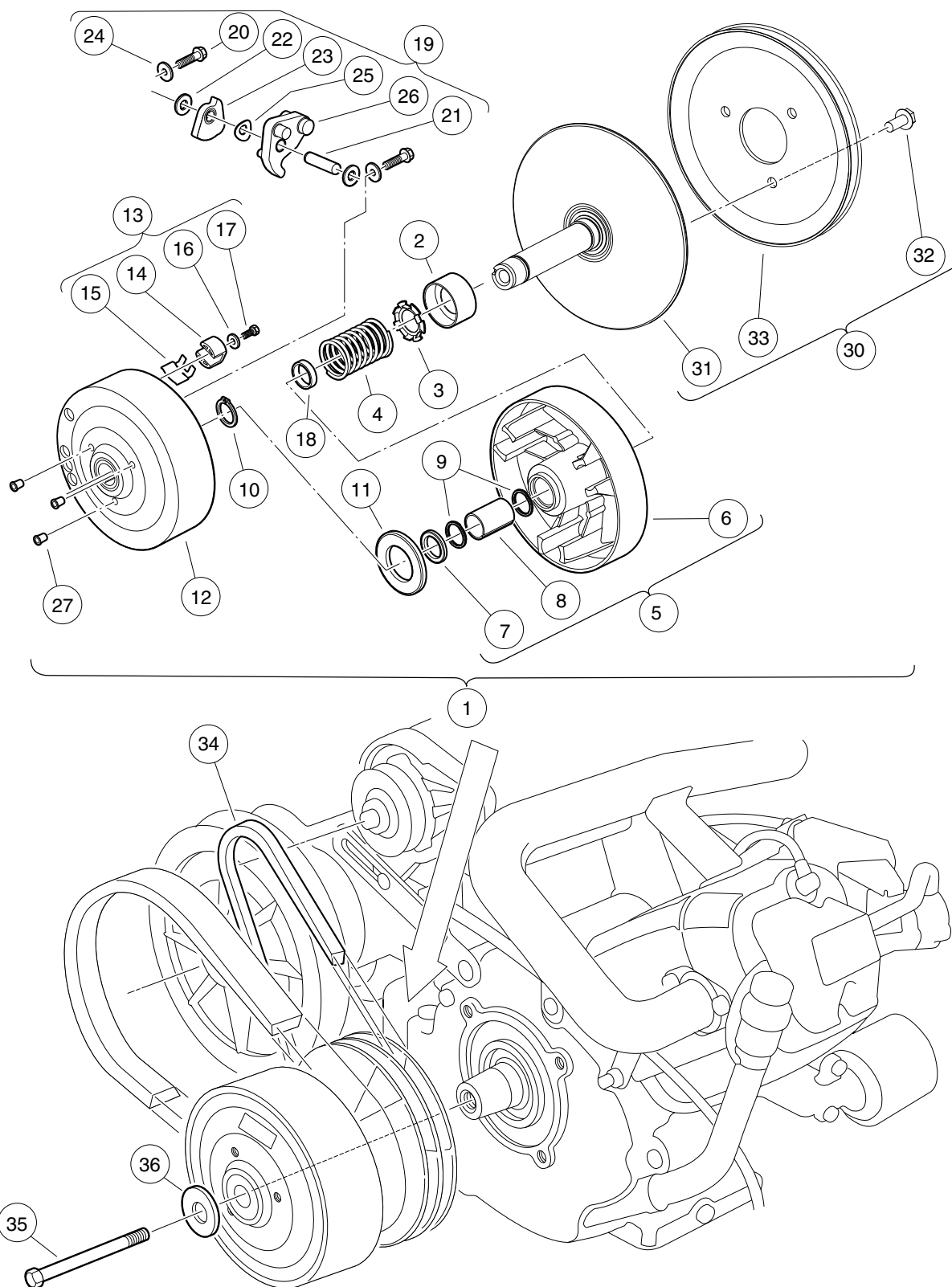
TORQUE CONVERTER

10

G

10

G



000217-001

DRIVE CLUTCH

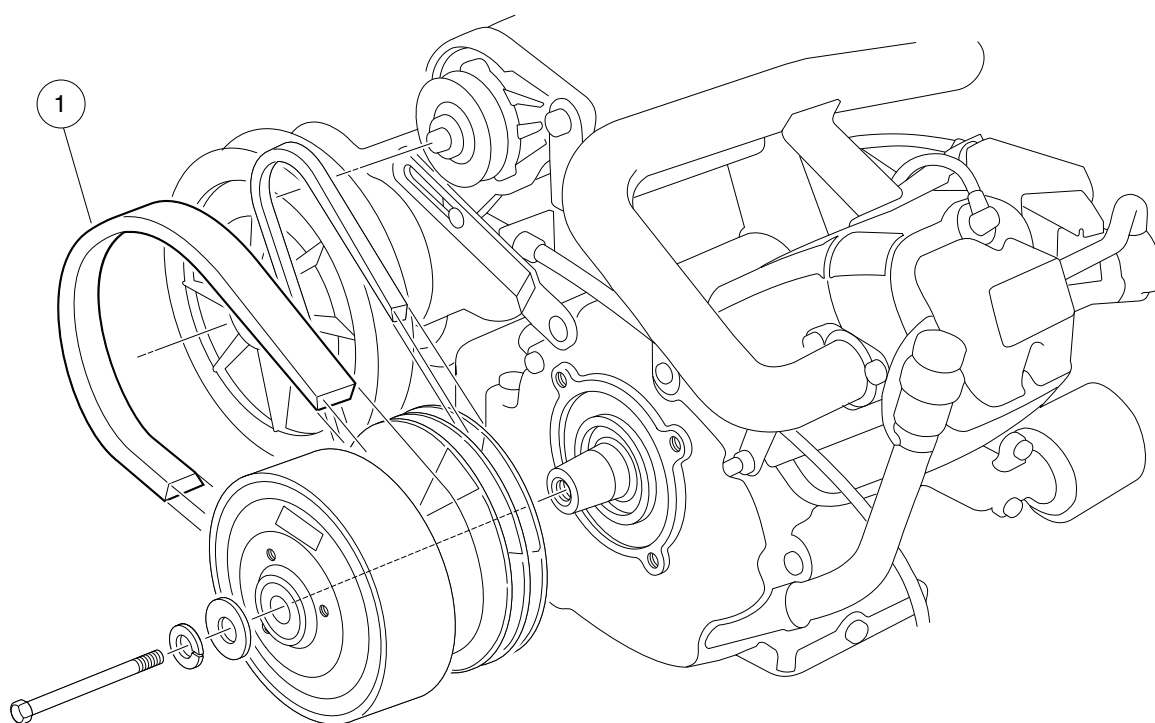
10

G

ITEM	PART NO.	DESCRIPTION	QTY
		1 2 3 4	
1	101833902	Clutch, Drive (includes items 2 through 28)	1
2	1014049	Bearing, Idler	1
3	1014050	Retainer, Spring	1
4	1014051	Spring, Drive Clutch	1
5	1014052	Movable-Face Assembly (includes items 6 through 8)	1
6	N/A	Drive Clutch Movable Face	1
7	1014055	Retainer	1
8	N/A	Bushing, Split, Drive Clutch	1
9	1014056	Ring, Spiral Backup	2
10	1014057	Ring, 0.810" Internal Retaining	1
11	1014058	Washer, Thrust	1
12	1014059	Drive Hub Assy, Drive Clutch	1
13	1014453	Kit, Drive Clutch Button (includes items 14 through 17)	1
14	1014062	Driver, Drive Clutch	3
15	1014287	Spring, Drive Button	3
16	183	Washer, #10 Type A Flat	3
17	8450	Screw, #10-24 X 0.50 Hex-Head	3
18	1016289	Spacer, Fixed Face Shaft	1
19	1016801	Kit, Drive Clutch Weight (includes items 20 through 26)	1
20	1014063	Screw, 1/4-20 X 1.00 Hex Head	6
21	N/A	Pin, 0.3752 X 1.50 Dowel	3
22	1014065	Washer, 0.38" ID Delrin Flat	6
23	N/A	Clutch Weight, Secondary	3
24	N/A	Washer	6
25	1016201	Washer, Wave	3
26	N/A	Weight, Primary	3
27	N/A	Plug, Drive Clutch	3
28	101929802	Kit, Fxd Face Dr Asm Fe290/350 (includes items 29 and 30)	1
29	N/A	Desiccant Bag (Not Shown)	1
30	N/A	Assembly, Fixed-Face Drive (includes items 31 through 33)	1
31	N/A	Fixed Face Assembly, Drive Clutch	1
32	1014288	Screw, 5/16-18 X 0.75 Thread-Forming	3
33	N/A	Pulley, Clutch	1
34	101916701	V-Belt	1
35	103345701	Screw 3/8-24x5.5 Hex Loc Ptch	1
36	808	Washer, 3/8 Type B Flat	1
		Note: Item 29 not shown.	

10

G



000218-001

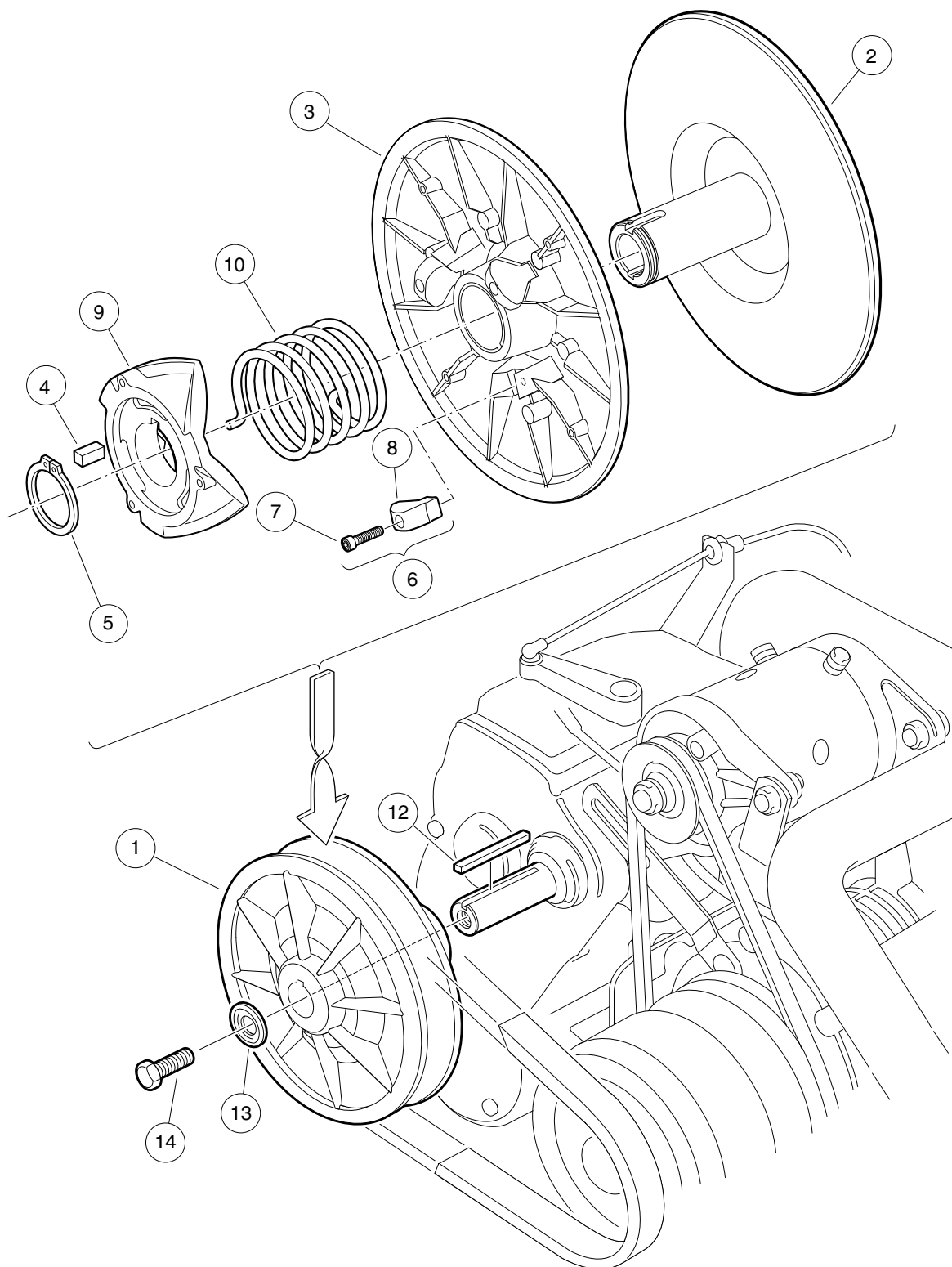


DRIVE BELT

ITEM	PART NO.	DESCRIPTION	QTY	
1	1016203	<div>1 2 3 4</div> <div>Belt, Drive</div>	1	<div>10</div> <div>G</div>

10

G



000219-001



DRIVEN CLUTCH

ITEM	PART NO.	DESCRIPTION	QTY
		1 2 3 4	
1	101834001	Assembly, Driven Clutch (includes items 2 through 10)	1
2	1014070	Fixed Face Assy, Driven Clutch	1
3	1014072	Movable-Face Assembly with Bushing	1
4	1014078	Key, Driven Clutch	1
5	1014080	Ring, Retaining	1
6	1014454	Kit, Driven Clutch Button (includes items 7 and 8)	1
7	1012836	Screw, #8-32 X 3/4 Socket-Head Cap	3
8	N/A	Button, Drive	3
9	1017686	Cam, Driven Clutch	1
10	101836201	Spring, Driven Clutch, Reversed	1
11	AM10419	Kit, Clutch Repair (includes items 12 through 14)	1
12	101833401	Key, 3/16 Sq X 1.50"	1
13	N/A	Washer, Driven Clutch	1
14	102242101	Screw, 5/16-18 X 3/4 Hex-Head with Patch	1

10

G



DID YOU KNOW?

CartPros directs you to the right part using the part numbers from this manual. Enter the part number into our search box and it will find the part you are looking for.

**GET STARTED
HERE**

→ <https://CartPros.com/f.html>

10

G



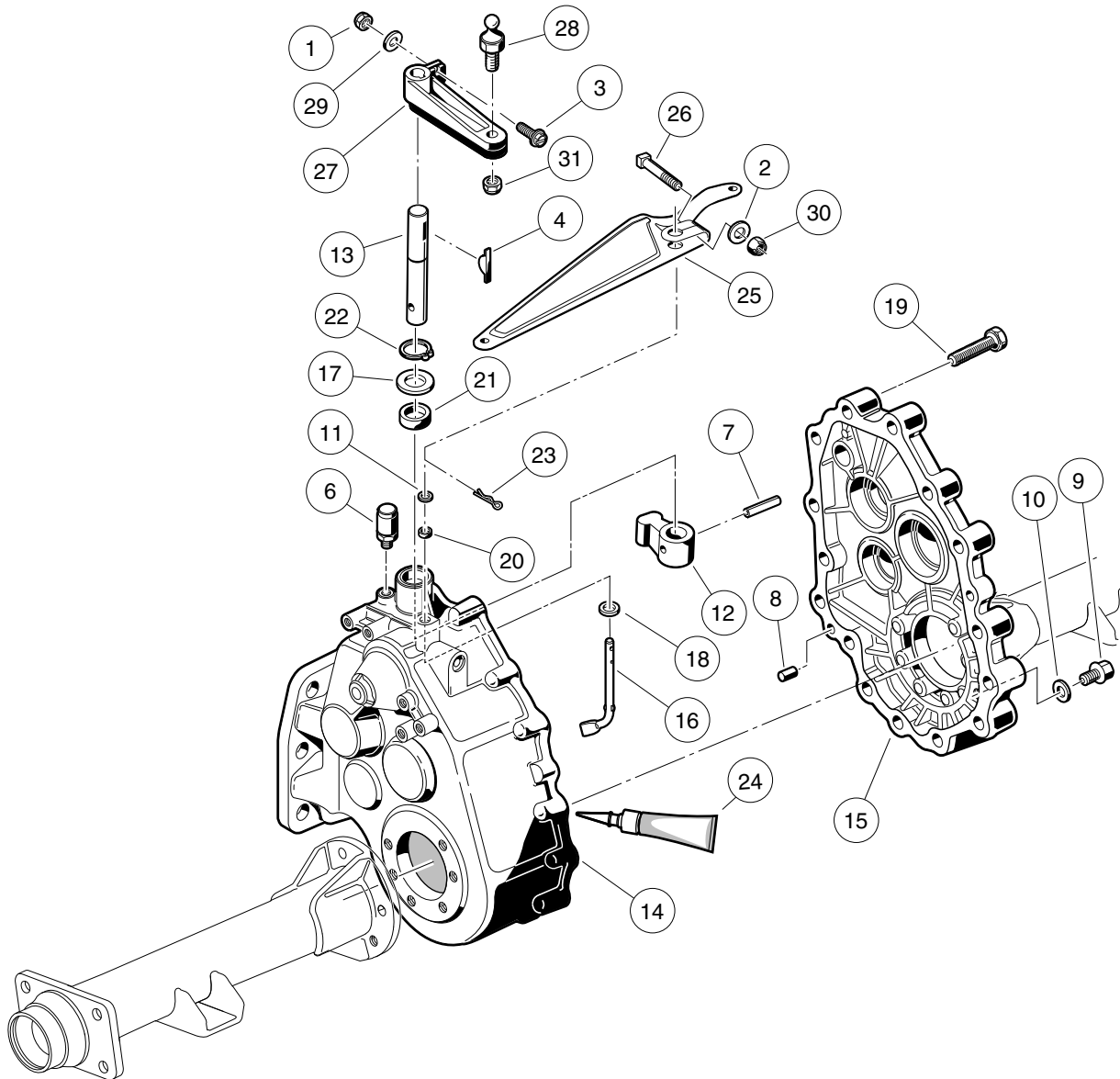
UNITIZED TRANSAXLE

11

G

11

G



000220-002

UNITIZED TRANSAXLE – GEAR CASES AND BRACKETS

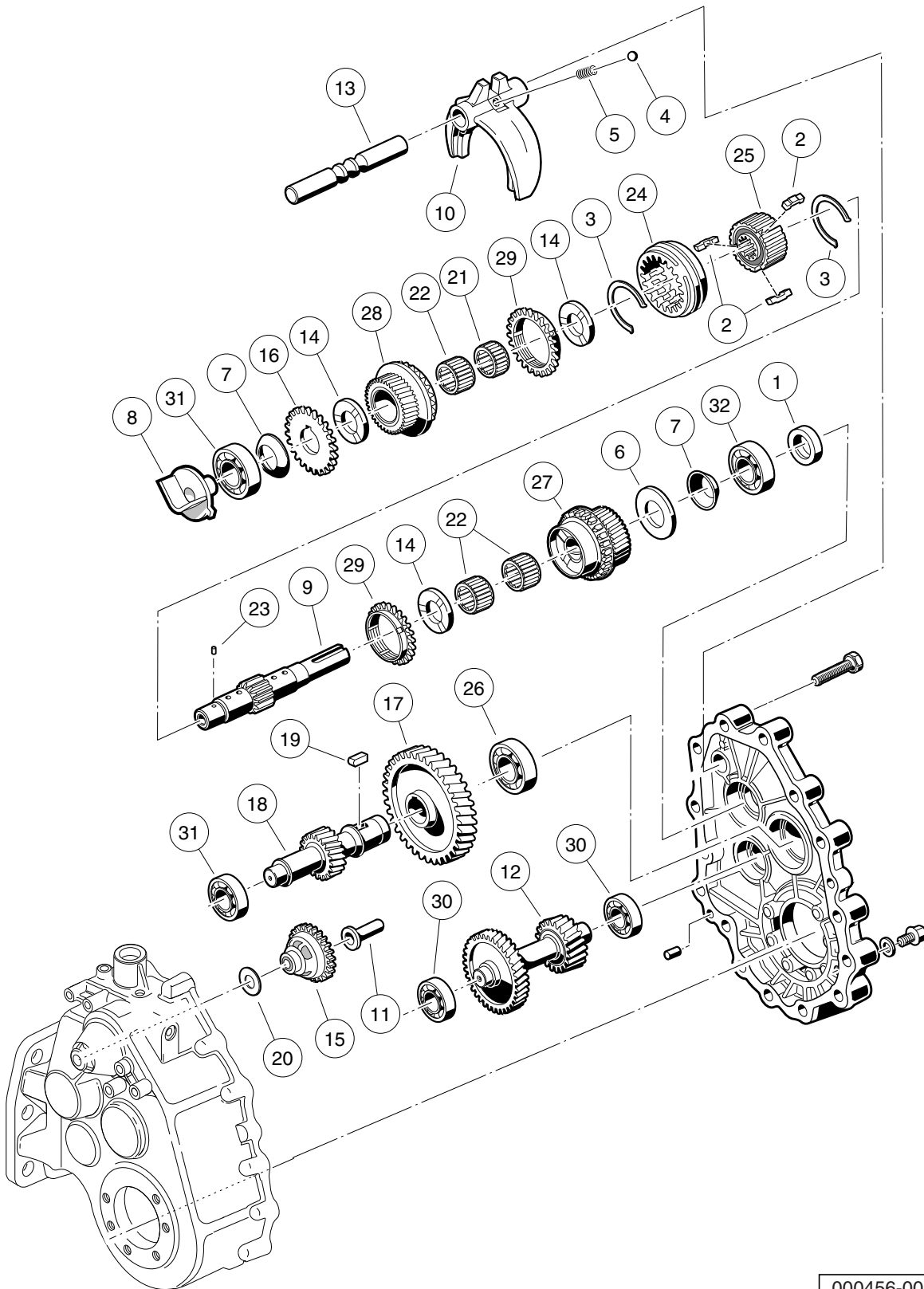
ITEM	PART NO.	DESCRIPTION	QTY
		1 2 3 4	
1	1013061	Locknut, #10-32 Nylon Insert	1
2	1014007	Washer, 1/4 Flat	1
3	1017082	Screw, #10-32 X 0.75, Hex-Head Machine	1
4	1017231	Key, Woodruff	1
5	101833601	Transaxle, 11.77 Ratio (includes items 6 through 24)	1
6	1012711	Breather	1
7	1012752	Roll Pin	1
8	1012896	Pin, Dowel	2
9	1013760	Fill Plug	2
10	1016432	Gasket, Drain Plug	1
11	1016513	Washer, M6 Flat	1
12	101890101	Lever, Change	1
13	101890201	Shaft - Change	1
14	101890501	Gear Case (driver side)	1
15	101890601	Gear Case (passenger side)	1
16	101891301	Arm Pivot	1
17	101892901	Washer	1
18	101893801	Washer	1
19	101926901	Screw, M8-1.25 X 40mm Hex-Head	15
20	101927101	Seal, Oil	1
21	101927201	Seal, Oil	1
22	101927301	Snap Ring	1
23	101928601	Pin, Cotter	1
24	101928701	Liquid Gasket (Transaxle case)	A/R
25	101834801	Arm, Governor	1
26	101886101	Screw, 1/4-20 X 1.00 Square-Head	1
27	102515401	Lever, Transmission Shift	1
28	102526201	Stud, Thread, 1/4-28	1
29	183	Washer, #10 Type A Flat	1
30	8233	Locknut, 1/4-20 Nylon Insert	1
31	8717	Locknut, 1/4-28 Nylon Insert	1
Note: Unitized transaxle component listings span several pages.			

11

G

11

G



000456-001

UNITIZED TRANSAXLE – 1 & 2 TRANSMISSION AND GEAR REDUCTION – EARLIER VERSION

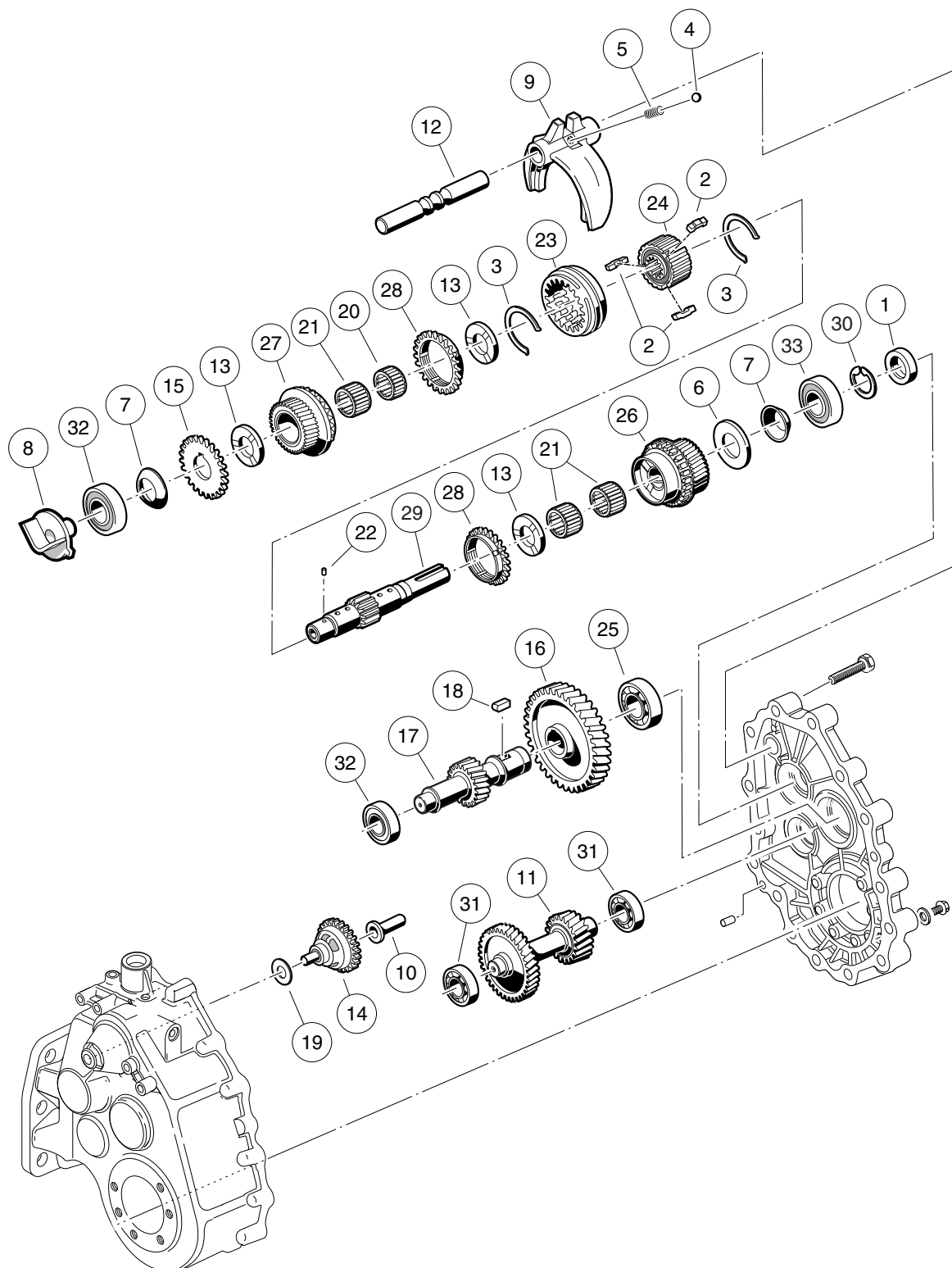
ITEM	PART NO.	DESCRIPTION	QTY
		1 2 3 4	
1	1012714	Oil Seal	1
2	1012740	Synchro Insert	3
3	1012741	Synchro Spring	2
4	1012747	Shifter Ball	1
5	1012748	Shifter Spring	1
6	1016337	Washer, Thrust	1
7	1016338	Washer, Spring	2
8	101889401	Guide	1
9	101889901	Shaft, Input	1
10	101890001	Fork - Shift	1
11	101891601	Sleeve, Governor	1
12	101891901	Gear, Cluster	1
13	101892001	Rod, Shift	1
14	101892201	Plate, Thrust	3
15	101892301	Governor Assembly	1
16	101892401	Gear, Spur	1
17	101892501	Gear, Helical (61 Tooth)	1
18	101892601	Gear, Helical (17 Tooth)	1
19	101893201	Key Sunk	1
20	101893901	Washer	1
21	101927501	Needle Bearing	1
22	101927601	Needle Bearing	3
23	101927701	Pin, .116" Dia X 0.264 Dowel	1
24	101927901	Sleeve, Synchro	1
25	101928001	Hub, Synchro Clutch	1
26	101928101	Bearing, Ball	1
27	101980801	Gear Assembly, 16-Degree Synchro (25 Tooth)	1
28	101980901	Gear Assembly, 16-Degree Rear Synchro (28 Tooth)	1
29	101981001	Ring, 16-Degree Synchronizer	2
30	7335	Bearing	2
31	AM10080	Bearing, Ball, Sealed	2
32	AM10081	Bearing, Ball, Sealed	1
Note: Items listed on this page are components of the unitized transaxle.			

11

G

11

G



000221-001

UNUTILIZED TRANSAKLE - 1000 TRANSMISSION AND GEAR REDUCTION - LATER VERSION

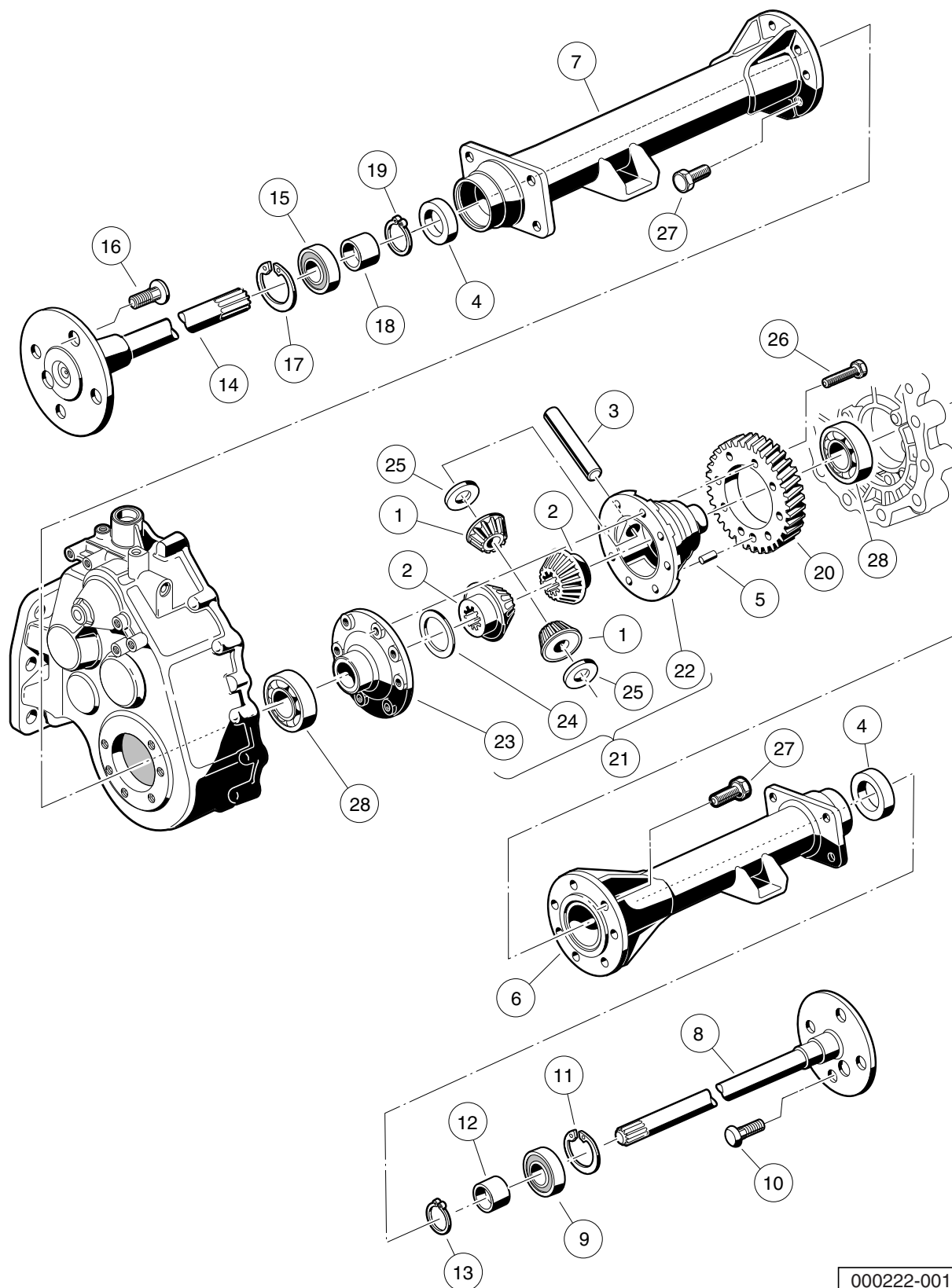
ITEM	PART NO.	DESCRIPTION	QTY
		1 2 3 4	
1	1012714	Oil Seal	1
2	1012740	Synchro Insert	3
3	1012741	Synchro Spring	2
4	1012747	Shifter Ball	1
5	1012748	Shifter Spring	1
6	1016337	Washer, Thrust	1
7	1016338	Washer, Spring	2
8	101889401	Guide	1
9	101890001	Fork - Shift	1
10	101891601	Sleeve, Governor	1
11	101891901	Gear, Cluster	1
12	101892001	Rod, Shift	1
13	101892201	Plate, Thrust	3
14	101892301	Governor Assembly	1
15	101892401	Gear, Spur	1
16	101892501	Gear, Helical (61 Tooth)	1
17	101892601	Gear, Helical (17 Tooth)	1
18	101893201	Key Sunk	1
19	101893901	Washer	1
20	101927501	Needle Bearing	1
21	101927601	Needle Bearing	3
22	101927701	Pin, .116" Dia X 0.264 Dowel	1
23	101927901	Sleeve, Synchro	1
24	101928001	Hub, Synchro Clutch	1
25	101928101	Bearing, Ball	1
26	101980801	Gear Assembly, 16-Degree Synchro (25 Tooth)	1
27	101980901	Gear Assembly, 16-Degree Rear Synchro (28 Tooth)	1
28	101981001	Ring, 16-Degree Synchronizer	2
29	102453001	Shaft, Trans, with Circlip	1
30	102453101	Circlip	1
31	7335	Bearing	2
32	AM10080	Bearing, Ball, Sealed	2
33	AM10081	Bearing, Ball, Sealed	1

11

G

11

G



000222-001

UNITIZED TRANSAXLE – DIFFERENTIAL AND AXLES

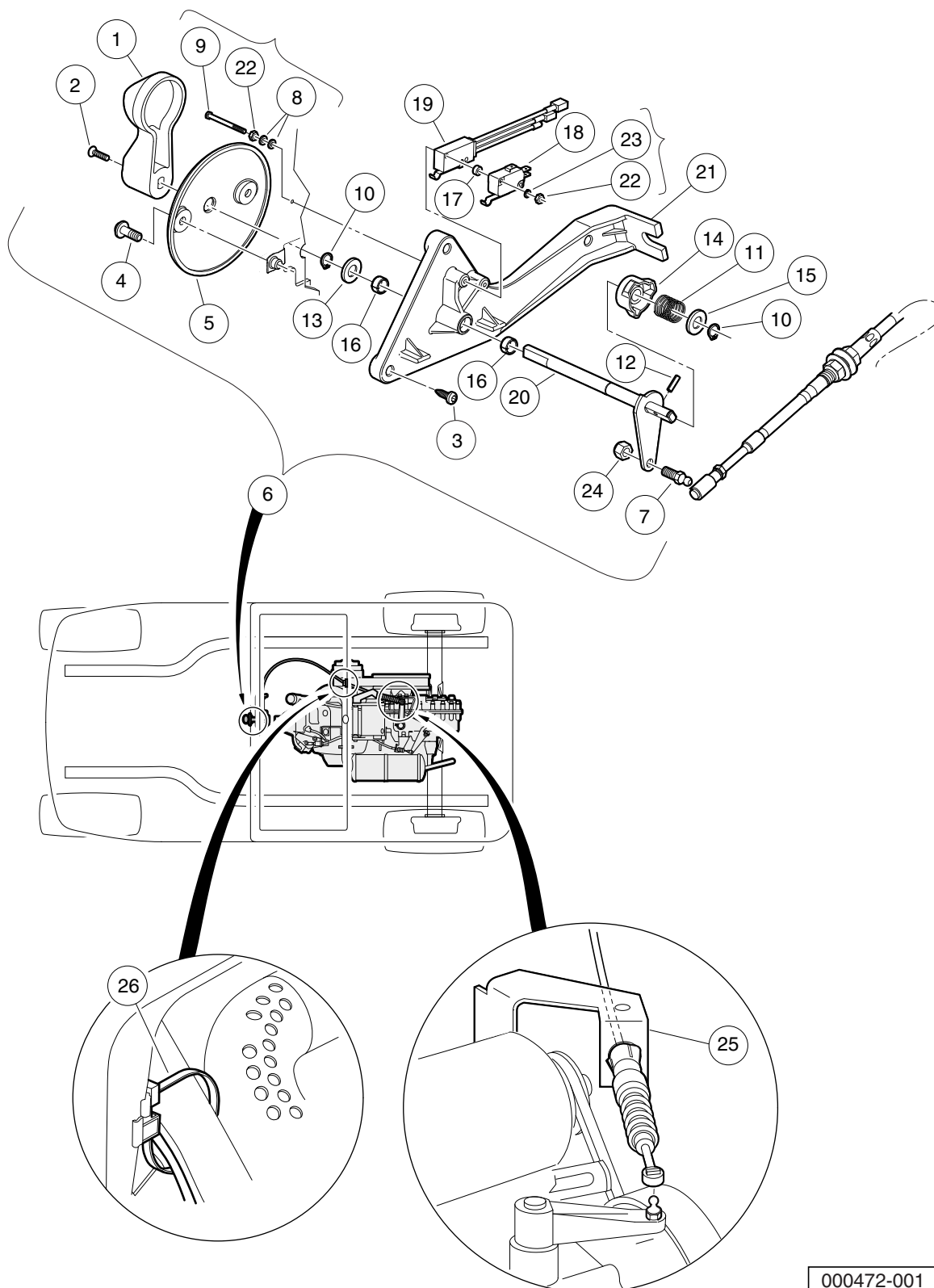
ITEM	PART NO.	DESCRIPTION	QTY
		1 2 3 4	
1	1013770	Differential Idler Gear	2
2	1013771	Gear, Differential	2
3	1013772	Pin, Differential	1
4	1013794	Axle Shaft Oil Seal	2
5	N/A	Dowel Pin	1
6	101890901	Pipe	1
7	101891001	Pipe	1
8	101891401	Axle Assembly, Passenger Side (includes items 9 through 13)	1
9	1011291	Outer Axle, Tube Bearing	1
10	1013787	Lug Stud	4
11	1013792	Circlip Type C	1
12	1014207	Bushing	1
13	1016672	Retaining Ring	1
14	101891501	Axle Assembly, Driver-Side (includes items 15 through 19)	1
15	1011291	Outer Axle, Tube Bearing	1
16	1013787	Lug Stud	4
17	1013792	Circlip Type C	1
18	1014207	Bushing	1
19	1016672	Retaining Ring	1
20	101892701	Gear, Helical	1
21	101910501	Kit, Differential Gear Case (includes items 22 through 25)	1
22	1013768	Differential Gear Case, Left-Hand	1
23	1013769	Differential Gear Case, Right-Hand	1
24	1013773	Plate, Thrust (Differential Gear)	1
25	1013774	Plate, Thrust (Idler Gear)	2
26	101928301	Screw, M8-1.25 X 35mm Hex Head	8
27	102031901	Bolt, M10 X 1.5 X 30mm	14
28	7330	Inner Axle Tube Bearing	2
Note: Items listed on this page are components of the unitized transaxle.			

11

G

11

G



000472-001

FORWARD/REVERSE SHIFTER ASSEMBLY – GASOLINE VEHICLE

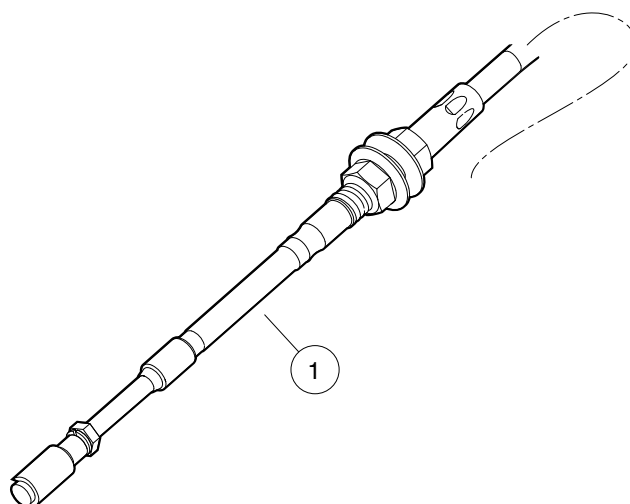
ITEM	PART NO.	DESCRIPTION	QTY
		1 2 3 4	
1	1012987	Handle, FNR	1
2	1015064	Screw, #8-32 X 0.63 Machine	1
3	102296040	Screw, Torx Pan Hd Pt, M6 X 40	3
4	102296920	Screw, M6 Torx Bttn Hd Sems	2
5	102512001	Bezel, FNR Gas	1
6	102514601	Assembly - Gas F-n-r Shifter (includes items 7 through 24)	1
7	1010954	Stud, 1/4-28 X 0.560 Ball	1
8	1012431	Washer, #4 Flat	4
9	1012594	Screw, #4-40 Machine	2
10	1013589	Ring, 0.338" Internal Retaining	2
11	1013590	Spring, FNR Cam	1
12	1013591	Pin, 1/8 X 1/2 Roll	1
13	1014065	Washer, 0.38" ID Delrin Flat	1
14	1014089	Neutral Lockout Cam Kit (includes item 15)	1
15	1014065	Washer, 0.38" ID Delrin Flat	1
16	1014145	Bushing, Secondary Weight, Split	2
17	1014727	Washer, #4 Nylon Flat	2
18	1014807	Switch, Limit	1
19	101979101	Assembly, Switch, Limit	1
20	102515301	Weldment, F-n-r Gas	1
21	102515601	Base, Gas FNR Shifter	1
22	8057	Nut, #4-40 Hex Machine	4
23	8058	Lockwasher, #4 Helical Split	2
24	8717	Locknut, 1/4-28 Nylon Insert	1
25	102515501	Bracket, Trans Cable Support	1
26	102554901	Clip,edge,trans Shift Cable	1

11

G

11

G



000473-001



TRANSMISSION CABLE

ITEM	PART NO.	DESCRIPTION	QTY	
1	102516001	<div>1 2 3 4</div> Cable, Transmission	1	<div>11</div> <div>G</div>

DID YOU KNOW?

CartPros directs you to the right part using the part numbers from this manual. Enter the part number into our search box and it will find the part you are looking for.

**GET STARTED
HERE**



<https://CartPros.com/f.html>

11

G

**DID YOU
KNOW?**

CartPros directs you to the right part using the part numbers from this manual. Enter the part number into our search box and it will find the part you are looking for.

**GET STARTED
HERE**



<https://CartPros.com/f.html>

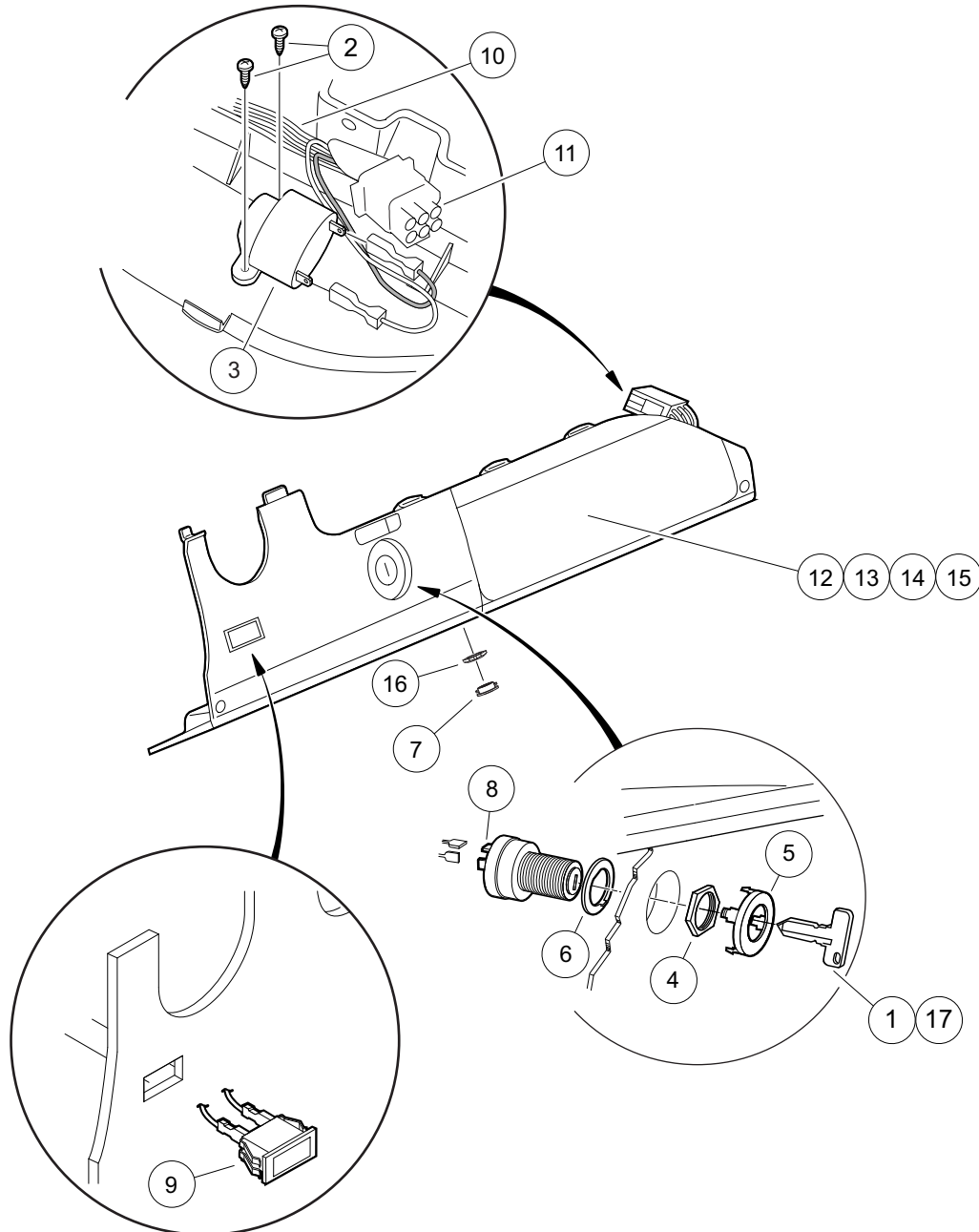
ELECTRICAL SYSTEM – ELECTRIC VEHICLE

12

E

12

E



000490-001

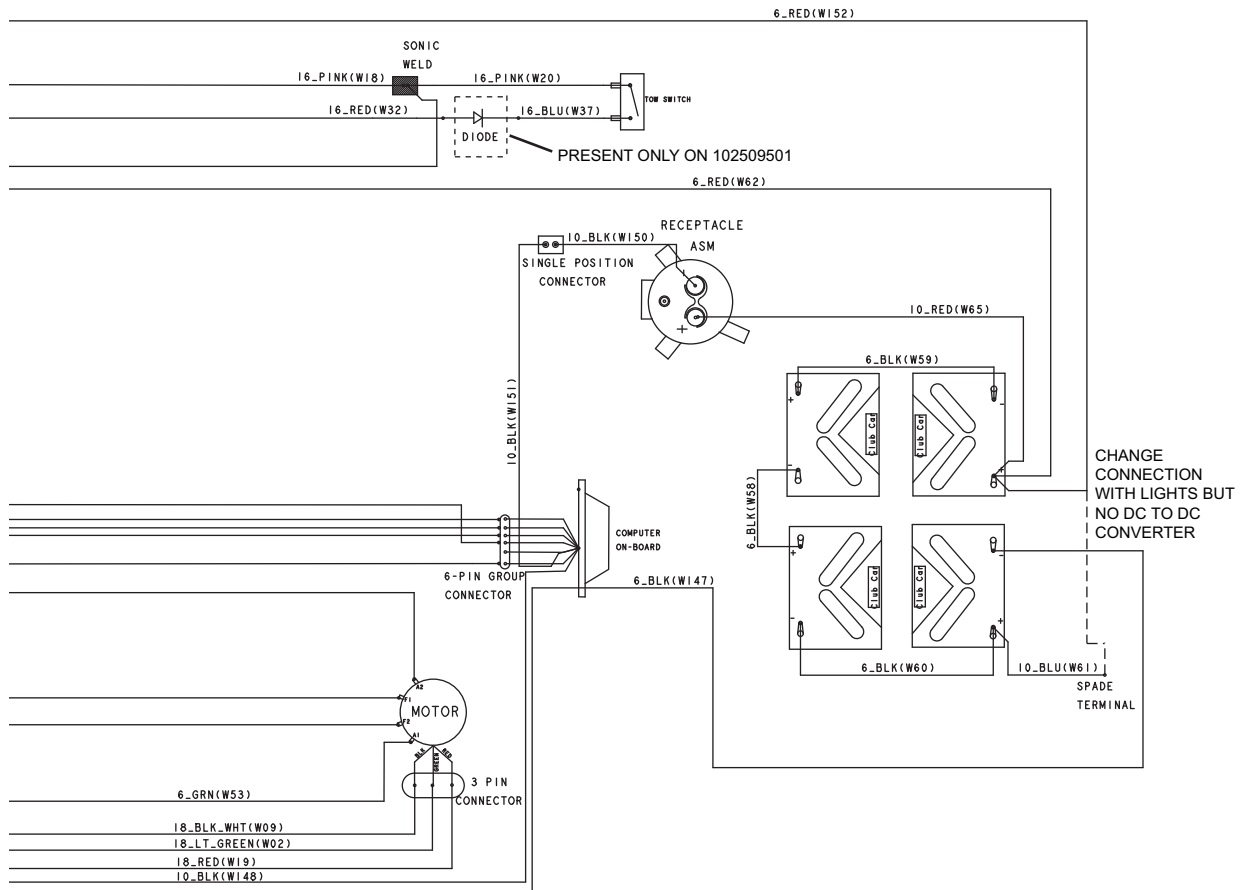
ELECTRICAL COMPONENTS, FRONT BODY – ELECTRIC VEHICLE

ITEM	PART NO.	DESCRIPTION	QTY
		1 2 3 4	
1	1012505	Keys (set of 2)	1
2	1016849	Screw, #4-24 X 0.33 Pan-Head Machine	2
3	1016851	Buzzer, Reverse (9-48 VDC)	1
4	101830701	Nut, Key Switch	1
5	101834502	Cap, Black Key Switch	1
6	101851101	Washer, Key Switch	1
7	102196901	Dust Cap	1
8	102508601	Key Switch, Electric	1
9	102508701	Light, Battery	1
10	102510001	Ip Control Harness, Elec (includes item 11)	1
11	N/A	Connector, Cap 9-pin	1
12	102522901	Instrument Panel (standard)	1
13	102536601	Instrument Panel (with Hole for Headlight Switch)	1
14	102536603	Instrument Panel (with Hole for Battery Condition Indicator)	1
15	102536605	Instrument Panel (with Hole for Headlight Switch and Battery Condition Indicator)	1
16	102572401	Nut, Diagnostic Port, Prec	1
17	AM10079	Bulk Std Keys (50) *	1
		 * Note: Must order in multiples of 50.	

12

E

E



NOTE:
SOME WIRING / COMPONENTS SHOWN
ARE OPTIONAL ACCESSORIES

000498-001

12

E

See previous two pages for illustration.



WIRING – ELECTRIC VEHICLE

ITEM	PART NO.	DESCRIPTION	QTY
		1 2 3 4	
1	102510101	Motor Sub-harness	1
2	102550301	Sub Harness Charger, Prec	1
3	102585801	Prec Elec Harness For 1510a	1
4	102590001	Prec Ce Tow-switch Diode	1
<p>Note: Item 4 is used on vehicles going to the European Union.</p>			

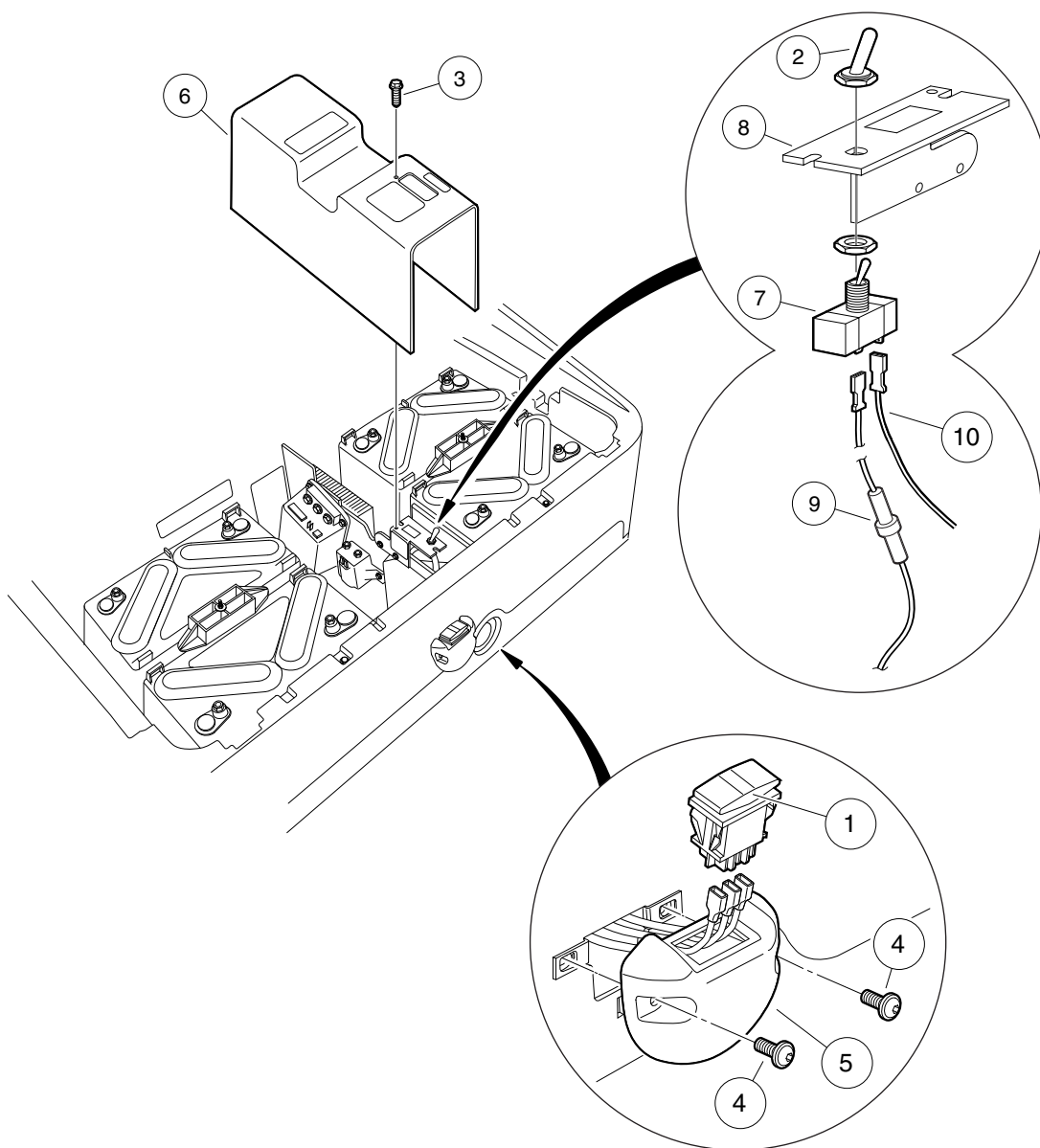
12

E



12

E



000462-001



FORWARD/REVERSE SWITCH AND TOW/ROV SWITCH – ELECTRIC VEHICLE

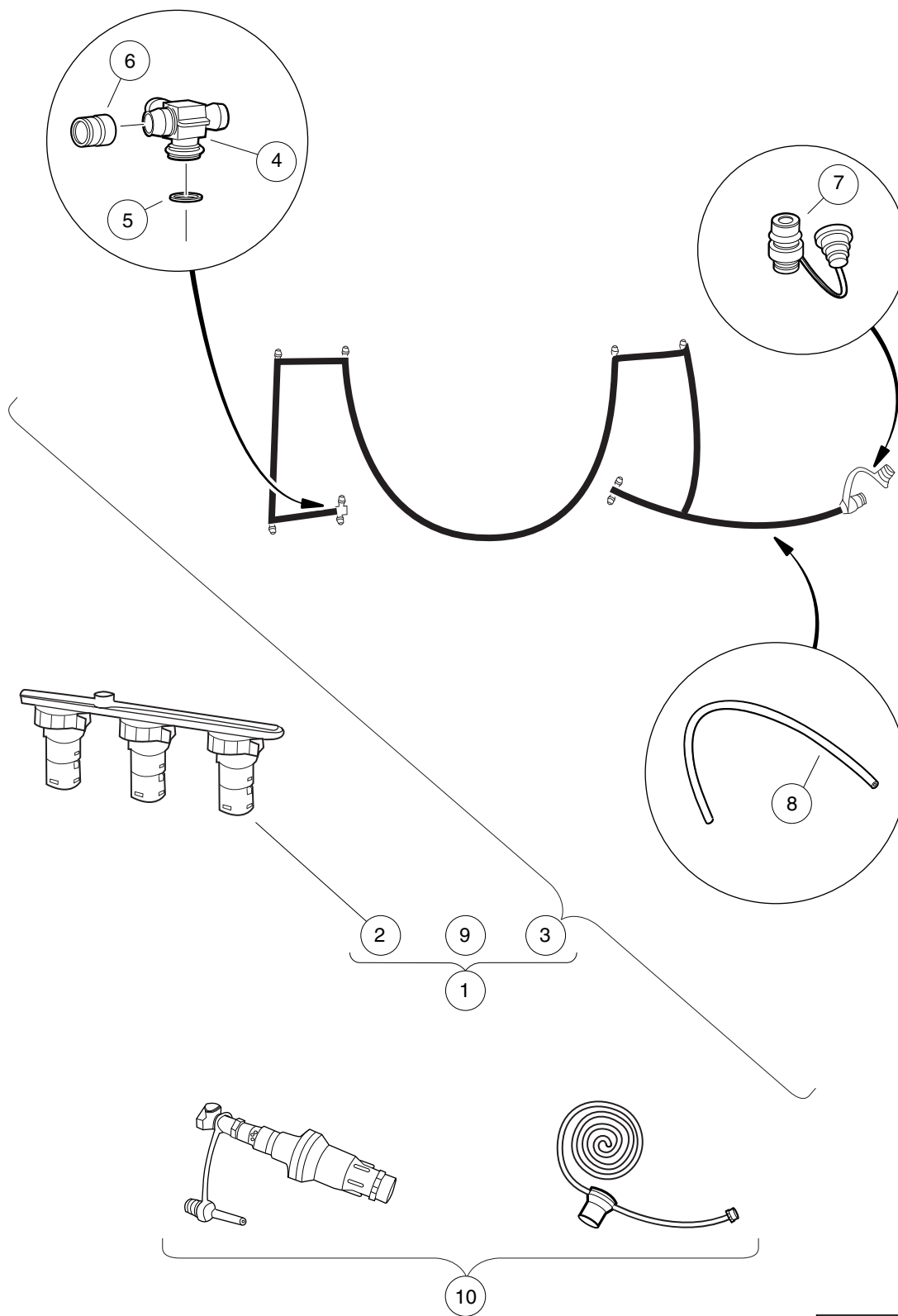
ITEM	PART NO.	DESCRIPTION	QTY
		1 2 3 4	
1	101856002	Switch, Rocker, Single-Pole	1
2	101908401	Boot, Switch	1
3	102296716	Screw, M6 X 16 Tt Hx Fl Hd	1
4	102296920	Screw, M6 Torx Bttn Hd Sems	2
5	102508401	Housing, FNR Electric	1
6	102510901	Cover, Electronics Module	1
7	102511101	Switch, Tow	1
8	102520001	Hour Meter/tow Switch Bkt	1
9	102538601	15 Amp Fuse	1
10	102576801	Diode Asm, Precedent	1

12

E

12

E



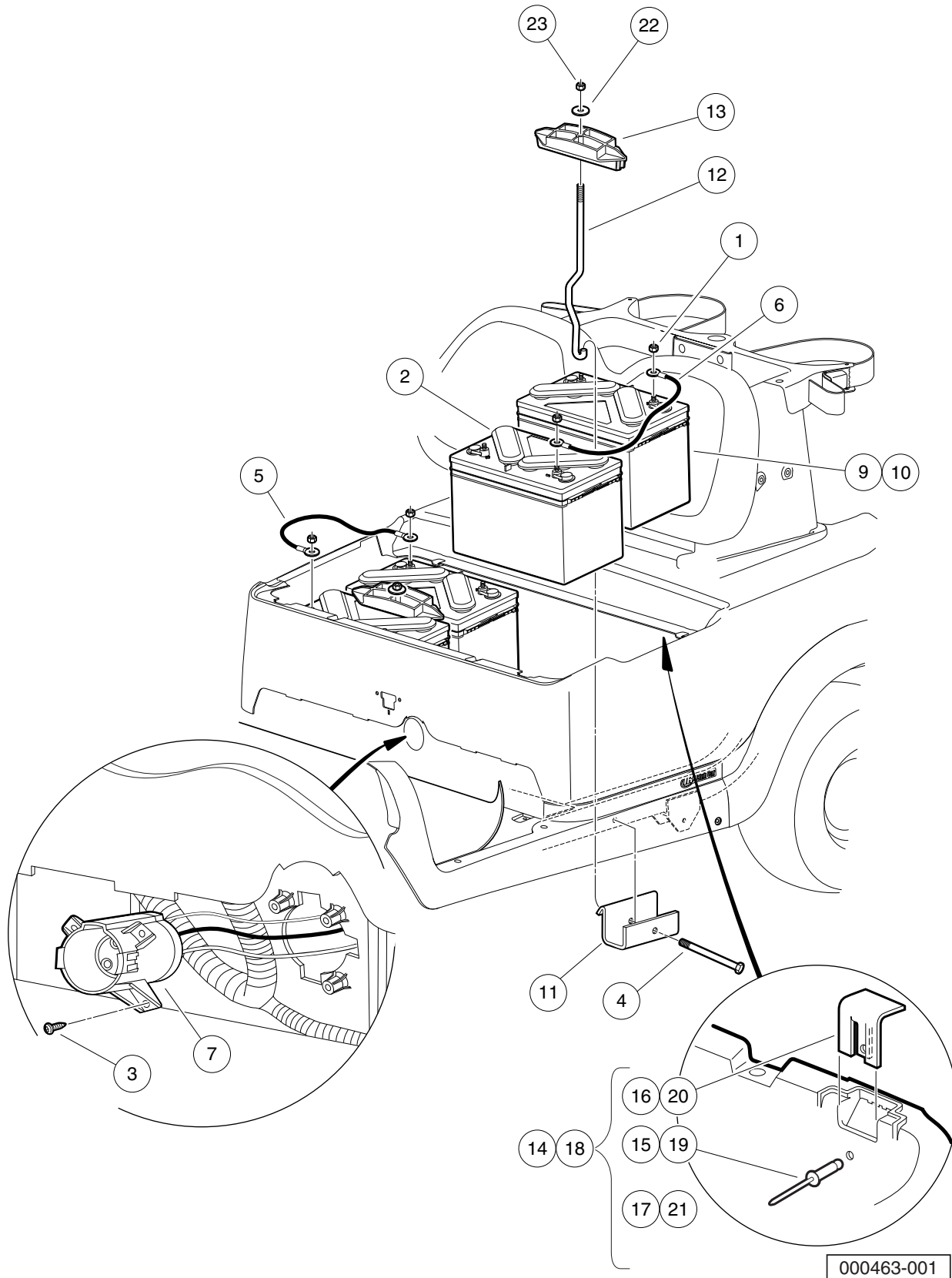
000731-001

SINGLE POINT WATERING SYSTEM

ITEM	PART NO.	DESCRIPTION	QTY	12
		1 2 3 4		
1	102956301	Kit Spws Prec Fr (includes items 2 through 9)	1	
2	102956401	Manifold, SPWS (Single-Point Watering System)	8	E
3	102956501	Assy Tube Single-Point Watering System, Precedent (includes items 4 through 8)	1	
4	103226201	Fitting Spws Swivel T	8	
5	103226301	O-ring Spws Swivel T	8	
6	103226401	Cap Spws Swivel T Red	9	
7	103226601	Coupler Male Spws Supply	1	
8	103226701	Tubing Spws Bulk Roll	1	
9	N/A	Instr Spws Kit Prec Ds Fr	1	
10	102958001	Kit Regulated Hose Sply Spws	1	

12

E



BATTERIES, BUCKET, AND CHARGER RECEPTACLE - ELECTRIC VEHICLE

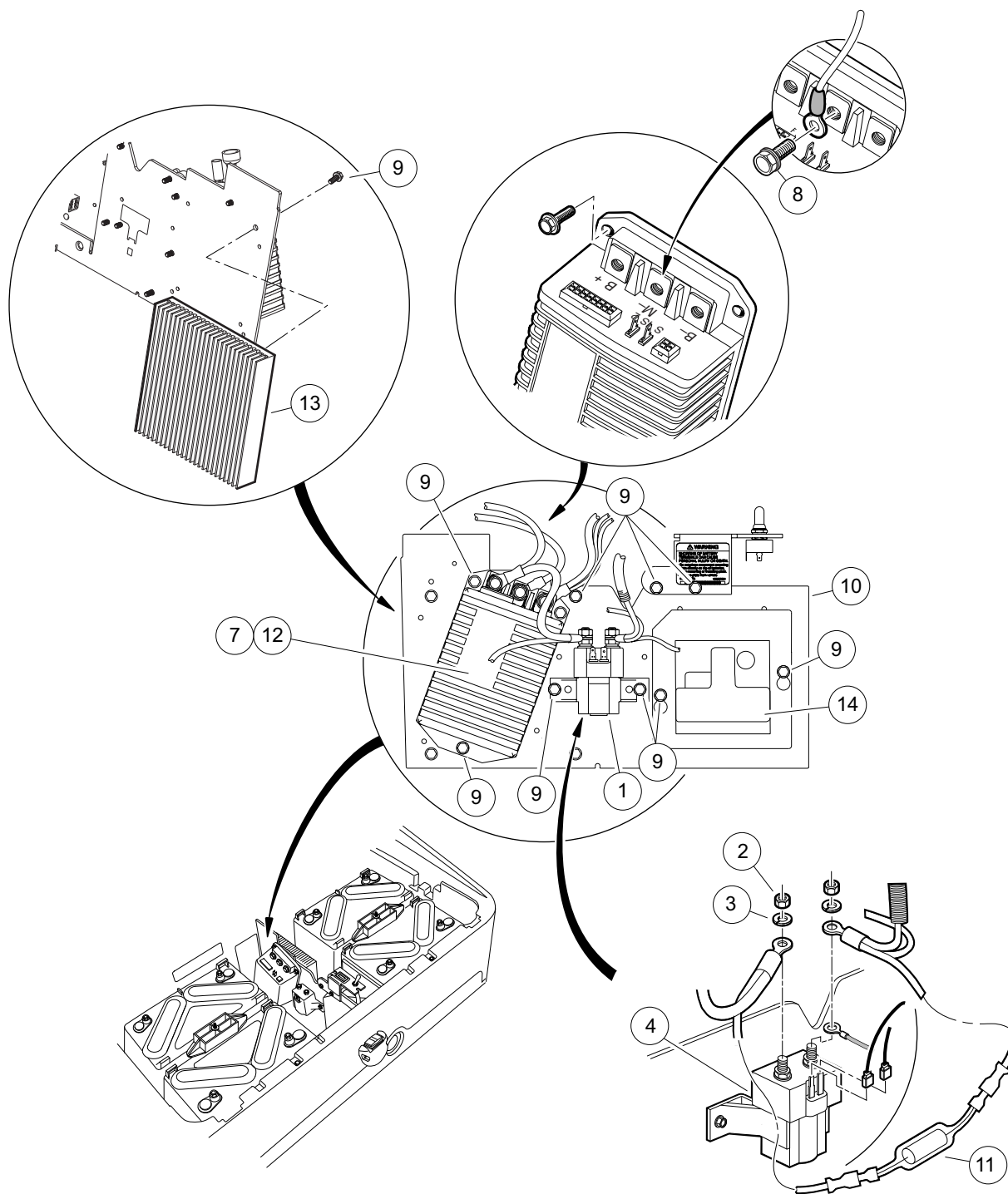
ITEM	PART NO.	DESCRIPTION	QTY
		1 2 3 4	
1	1014304	Nut, 5/16-18 Stainless-Steel Hex	8
2	101831401	Battery Cap 6 Volt	8
3	102293512	Screw-k35 Torx Pan Head Pt	3
4	102298770	M8-1.25x70 Taptite	2
5	102509701	Cable - Ev Passenger Jumper	1
6	102509801	Cable - Ev Rear Jumper	2
7	102510201	Receptacle Asm	1
8	102510601	Bucket-Electric Vehicle (not shown)	1
9	102511301	Battery, Ventmaster 12-Volt (Wet)	4
10	102511302	Battery, Ventmaster 12-Volt (Dry, also known as moist)	4
11	102526401	Support - Battery Clamp	2
12	102526801	Rod - Battery Clamp	2
13	102534001	Clamp - Battery	2
14	102577001	Kit, Bucket Closeout (includes items 15 through 17)	1
15	1013357	Rivet, 5/32 Aluminum Pop	2
16	N/A	Bracket, Bucket Closeout	2
17	N/A	Instr. Bucket Closeout	1
18	102577002	Kit, Bucket Closeout - 10 Sets (includes items 19 through 21)	1
19	1013357	Rivet, 5/32 Aluminum Pop	20
20	N/A	Bracket, Bucket Closeout	20
21	N/A	Instr. Bucket Closeout	1
22	808	Washer, 3/8 Type B Flat	2
23	8754	Locknut, 3/8-16 Hex	2

12

E

12

E



000486-001

COMPUTER, CONTROLLER, AND SOLENOID – ELECTRIC VEHICLE

ITEM	PART NO.	DESCRIPTION	QTY
		1 2 3 4	
1	101908701	Solenoid, 48-Volt (includes items 2 through 6)	1
2	1012528	Nut, M8-1.25 Hex	2
3	1013734	Lockwasher, 8mm Split	2
4	N/A	Solenoid, 48-Volt	1
5	N/A	Washer, Lock	2
6	N/A	Nut	2
7	101956503	Controller, 48-volt, IQ, CE Mark	1
8	102240501	Bolt, Controller, Terminal	3
9	102296716	Screw, M6 X 16 Tt Hx Fl Hd	13
10	102510802	Plate - Heat Sink Mntg Solnd	1
11	102522701	Asm, Pre-charge Resistor	1
12	102806201	Controller, IQ, 48-volt	1
13	103262001	Heat Sink Prec	1
14	103403201	Precedent V3.0 Obc	1
<p>Note: Item 7 is for vehicles shipped to the European Union. Items 5 & 6 are not used in this application.</p>			

12
E

DID YOU KNOW?

CartPros directs you to the right part using the part numbers from this manual. Enter the part number into our search box and it will find the part you are looking for.

**GET STARTED
HERE**

→ <https://CartPros.com/f.html>

12

E

**DID YOU
KNOW?**

CartPros directs you to the right part using the part numbers from this manual. Enter the part number into our search box and it will find the part you are looking for.

**GET STARTED
HERE**



<https://CartPros.com/f.html>

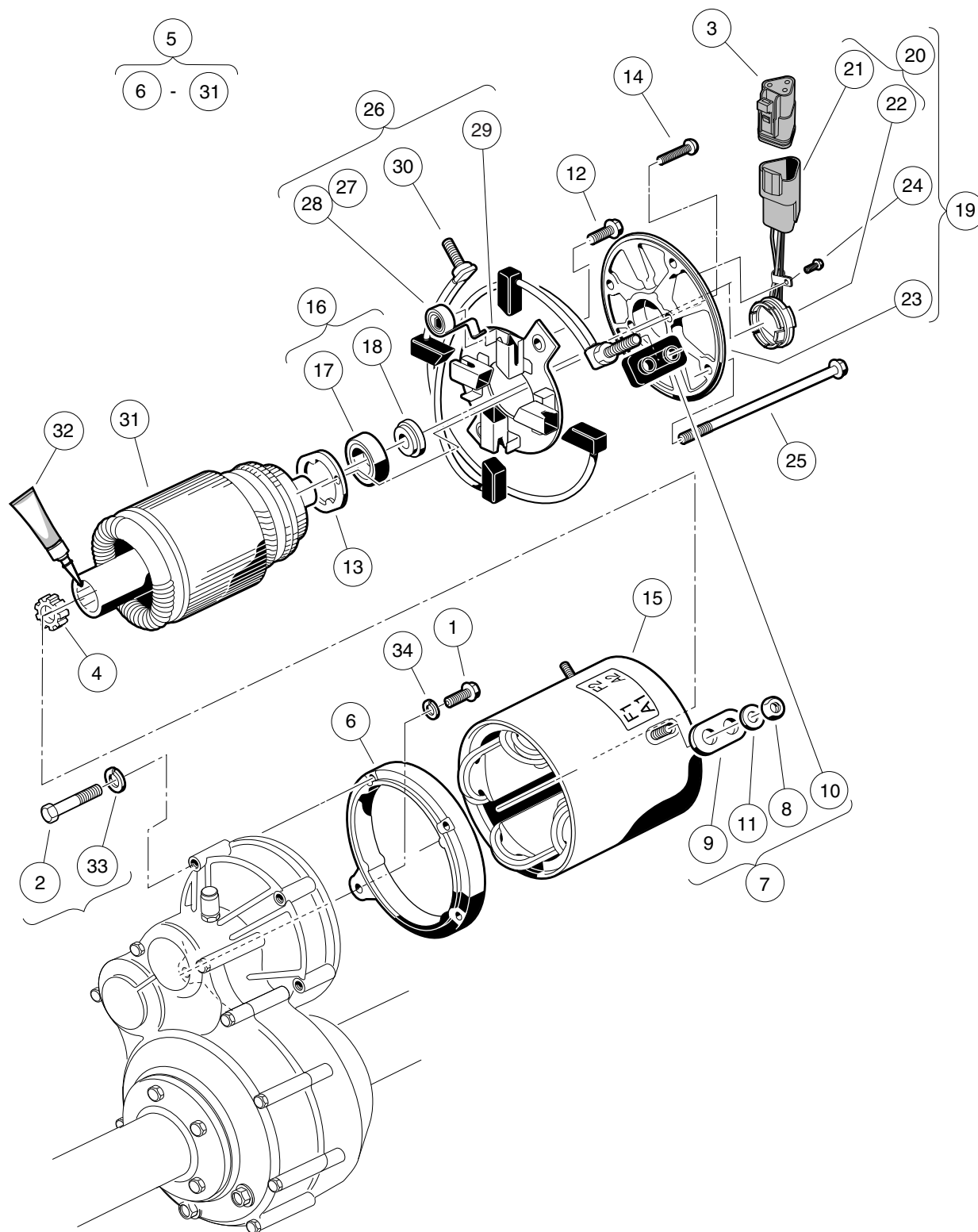
ELECTRIC MOTOR

13

E

13

E



000349-001

MOTOR (MODEL 5BC59JBS6365) – ELECTRIC VEHICLE

ITEM	PART NO.	DESCRIPTION	QTY
		1 2 3 4	
1	1010934	Screw, 5/16-18 X 1.00 Hex Cap	1
2	1014201	Screw, 1/4-20 X 2.25 Hex Cap	3
3	101920101	Kit, 3-Pin Wedge Lock	1
4	102235201	Bumper, Drive Unit	1
5	N/A	Motor, 48-Volt Shunt-Wound * (includes items 6 through 31)	1
6	1017944	End Shield	1
7	1017947	Hardware Package (includes items 8 through 11)	1
8	1011280	Locknut, 5/16-18	4
9	N/A	Insulator Bushing	2
10	N/A	Insulated Bushing	2
11	1241	Washer, 5/16 Type A Flat	4
12	1017949	Screw, #6-32 X 0.480 Hex-Head	2
13	1017950	Bearing Retainer	1
14	1017953	Screw, Bearing Retainer	2
15	N/A	Stator Shell and Winding	1
16	102265701	Kit, Bearing and Magnet (includes items 17 and 18)	1
17	N/A	Ball Bearing	1
18	N/A	Magnet	1
19	102265901	Motor End Shield Asm (includes items 20 through 24)	1
20	102265601	Speed Sensor Assembly (includes items 21 and 22)	1
21	101942301	Kit, 3-Pin Wedge Lock	1
22	N/A	Sensor, Speed, without Connector	1
23	102266001	End Shield, Motor	1
24	102267001	Screw, #8-32 X 0.375 Hex-Head	1
25	102266101	Screw, #10 - 32 X 8.250	4
26	102327801	Brush Assembly, Beveled (includes items 27 through 30)	1
27	1011411	Kit, Brush Spring (ge Motor) (includes item 28)	1
28	N/A	Brush Spring	4
29	1017948	Brush Rigging	1
30	102251901	Brush Kit, Motor	1
31	N/A	Armature	1
32	102243403	Lubricant, Moly-Teflon (Single-Use Tube)	1
33	451	Lockwasher, 1/4 Helical Split	3
34	7174	Lockwasher, 5/16 Split	1

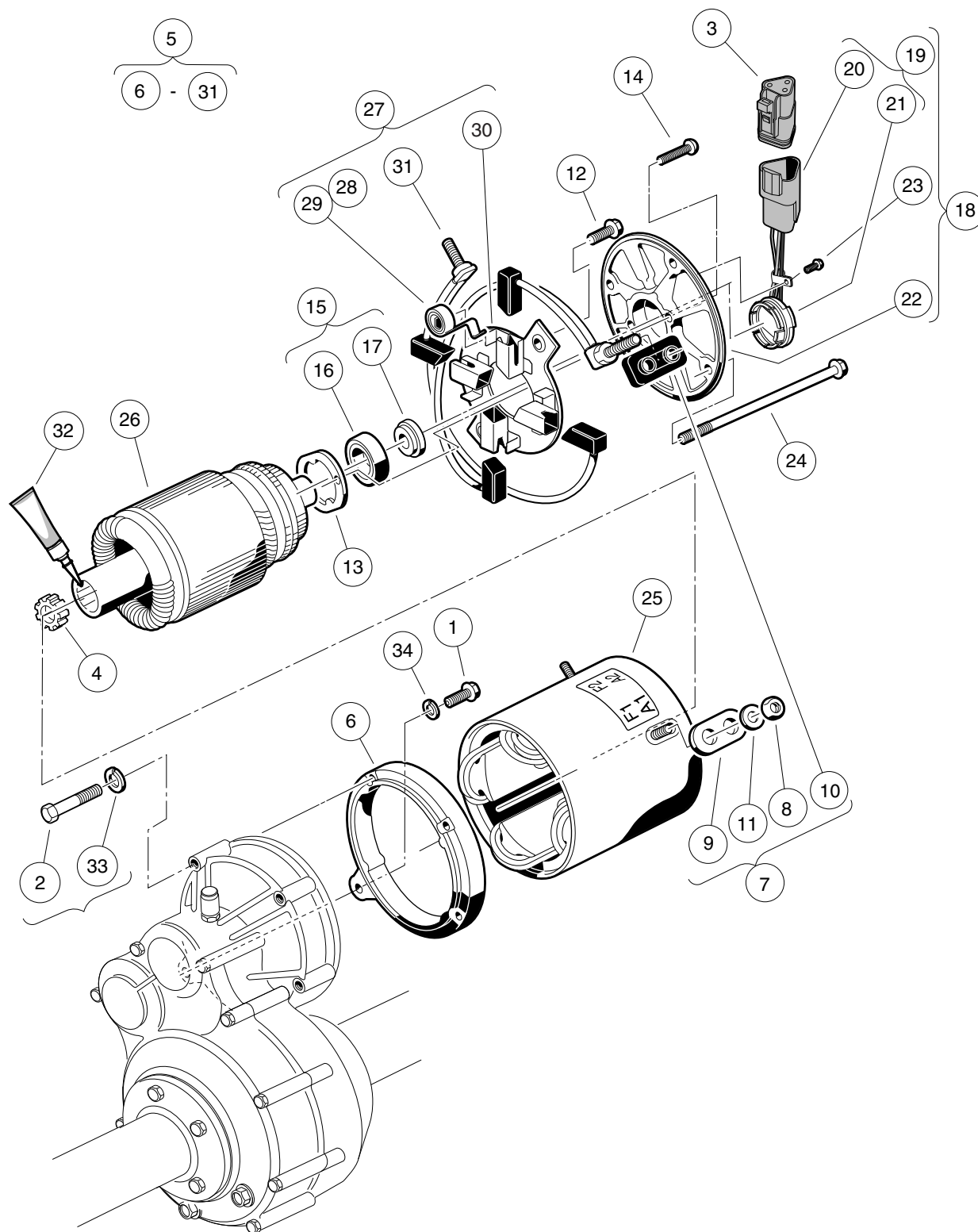
* Note: The model 5BC59JBS6365 motor has been discontinued. To replace the motor, use motor model EJ8-4001A.

13

E

13

E



000349-002

MOTOR (MODEL 5BC59JBS6390) – ELECTRIC VEHICLE

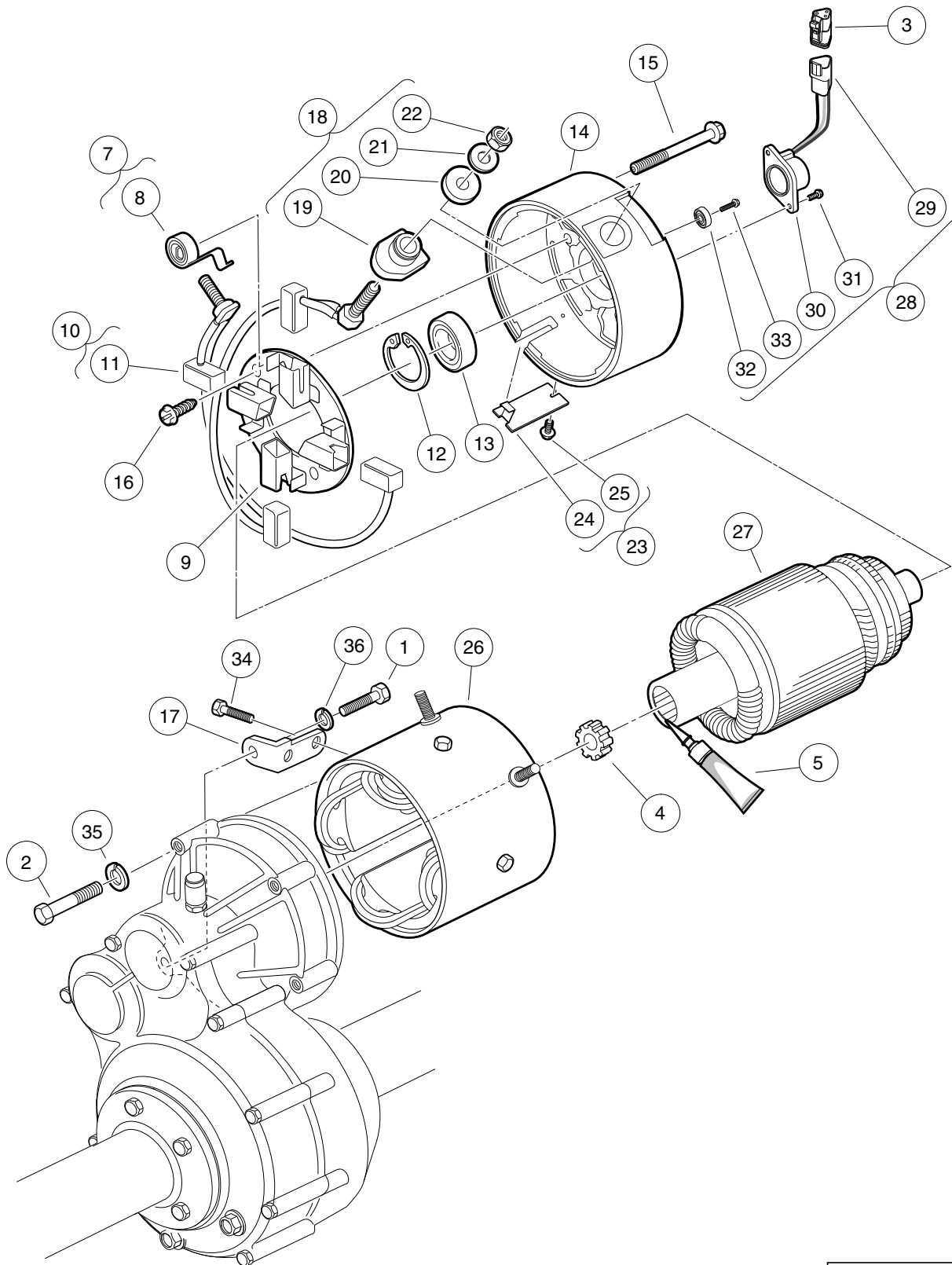
ITEM	PART NO.	DESCRIPTION	QTY
		1 2 3 4	
1	1010934	Screw, 5/16-18 X 1.00 Hex Cap	1
2	1014201	Screw, 1/4-20 X 2.25 Hex Cap	3
3	101920101	Kit, 3-Pin Wedge Lock	1
4	102235201	Bumper, Drive Unit	1
5	N/A	Motor, 48-Volt Non-Skew IQ * (includes items 6 through 27)	1
6	1017944	End Shield	1
7	1017947	Hardware Package (includes items 8 through 11)	1
8	1011280	Locknut, 5/16-18	4
9	N/A	Insulator Bushing	2
10	N/A	Insulated Bushing	2
11	1241	Washer, 5/16 Type A Flat	4
12	1017949	Screw, #6-32 X 0.480 Hex-Head	2
13	1017950	Bearing Retainer	1
14	1017953	Screw, Bearing Retainer	2
15	102265701	Kit, Bearing and Magnet (includes items 16 and 17)	1
16	N/A	Ball Bearing	1
17	N/A	Magnet	1
18	102265901	Motor End Shield Asm (includes items 19 through 23)	1
19	102265601	Speed Sensor Assembly (includes items 20 and 21)	1
20	101942301	Kit, 3-Pin Wedge Lock	1
21	N/A	Sensor, Speed, without Connector	1
22	102266001	End Shield, Motor	1
23	102267001	Screw, #8-32 X 0.375 Hex-Head	1
24	102266101	Screw, #10 - 32 X 8.250	4
25	103325701	Stator Shell and Winding	1
26	N/A	Non Skew Armature	1
27	103337601	Brush Assembly, IQ Motor, Non-Skew (includes items 28 through 31)	1
28	1011411	Kit, Brush Spring (ge Motor) (includes item 29)	1
29	N/A	Brush Spring	4
30	103325501	Brush Rigging, Non-Skew Motor	1
31	103325601	Brush Set, Non-Skew	1
32	102243403	Lubricant, Moly-Teflon (Single-Use Tube)	1
33	451	Lockwasher, 1/4 Helical Split	3
34	7174	Lockwasher, 5/16 Split	1
<p>* Note: The model 5BC59JBS6390 motor has been discontinued. To replace the motor, use motor model EJ8-4001A.</p>			

13

E

13

E



000185-001

MOTOR (MODEL EJ4-4001) – ELECTRIC VEHICLE

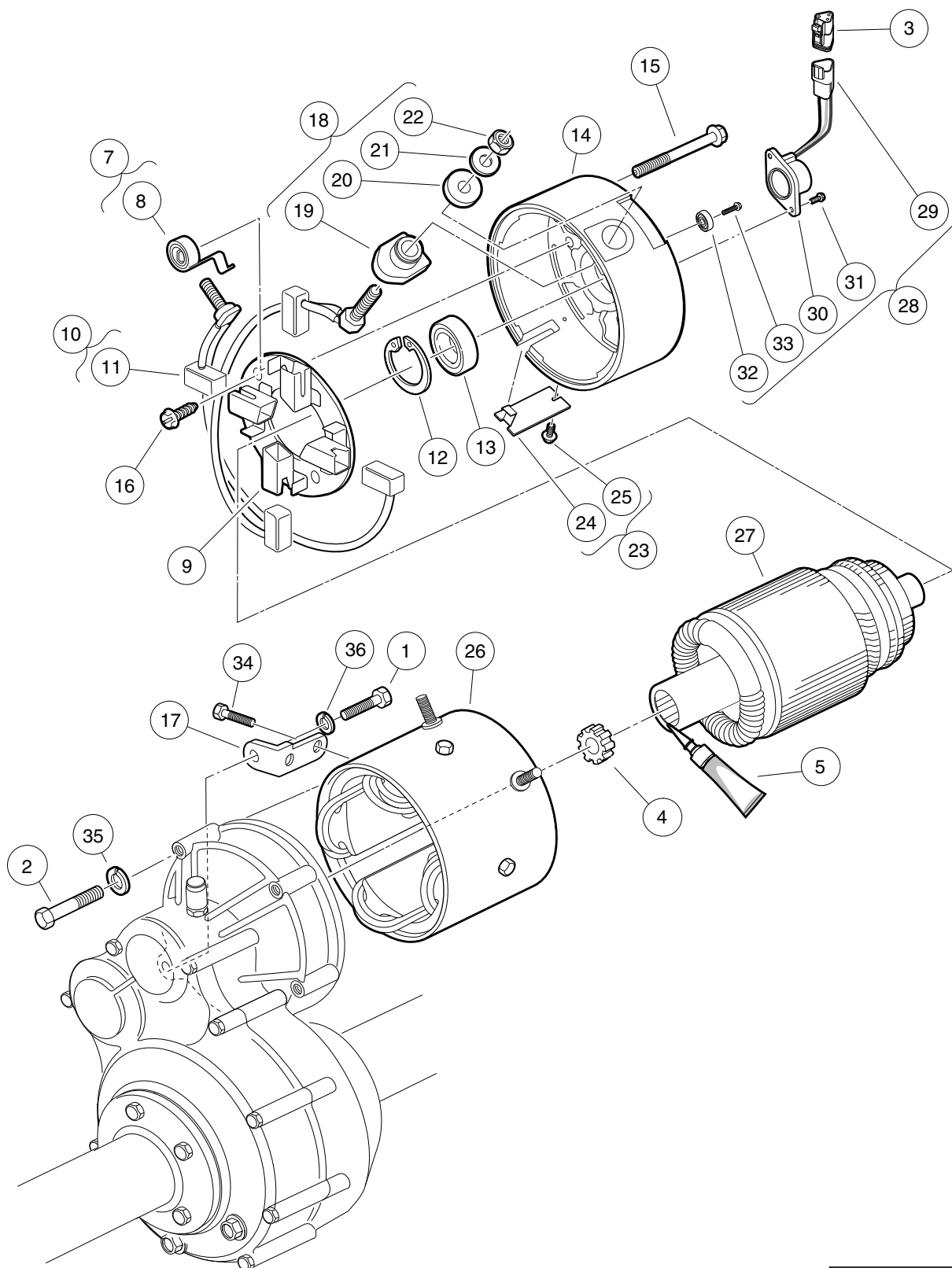
ITEM	PART NO.	DESCRIPTION	QTY
		1 2 3 4	
1	1010934	Screw, 5/16-18 X 1.00 Hex Cap	1
2	1014201	Screw, 1/4-20 X 2.25 Hex Cap	3
3	101920101	Kit, 3-Pin Wedge Lock	1
4	102235201	Bumper, Drive Unit	1
5	102243403	Lubricant, Moly-Teflon (Single-Use Tube)	1
6	N/A	IQ Electric Motor, 48-VDC 3.3 hp * (includes items 7 through 34)	1
7	102186001	Spring Kit, Motor Brush (includes item 8)	1
8	N/A	Spring, Brush, S-g	4
9	102186101	Brush Box Assembly	1
10	102186201	Brush Kit, Motor (includes item 11)	1
11	N/A	Assembly, Brush and Terminal	2
12	N/A	Ring, 2.24" Internal Retaining	1
13	102186401	Bearing, Ball	1
14	102186701	End Cap, Motor	1
15	N/A	Screw, 1/4-20 X 2.25 Hex-Head Washer	2
16	102186901	Screw, #8-32 X .5 Hex-Head	2
17	102187001	L-Bracket, Motor	1
18	102187101	Hardware Kit, Motor Terminal (includes items 19 through 22)	2
19	N/A	Bushing, Nylon	2
20	N/A	Washer, Nylon Flat	2
21	N/A	Washer, Flat, 5/16 Steel	2
22	N/A	Nut, Brass Hex, 5/16 - 18	2
23	N/A	Plate Kit, Motor Cover (includes items 24 and 25)	1
24	N/A	Assembly, Cover Plate	1
25	N/A	Screw, #8-32 x 0.375, Taptite Thread	1
26	N/A	Frame and Field Assembly	1
27	102704801	Armature Assembly	1
28	102704901	Kit, Speed Sensor (includes items 29 through 33)	1
29	101942301	Kit, 3-Pin Wedge Lock	1
30	N/A	Sensor, Motor Speed, ADC	1
31	N/A	Screw, #8-32, Taptite Thread	2
32	N/A	Magnet, ADC Motor	1
33	N/A	Screw, 1/4-20 x 0.5	1
34	N/A	Bolt, 1/4 - 20 x 0.73 Thread-Forming	2
35	451	Lockwasher, 1/4 Helical Split	3
36	7174	Lockwasher, 5/16 Split	1
* Note: The model EJ4-4001 motor has been discontinued. To replace the motor, use motor model EJ8-4001A.			

13

E

13

E



000185-002

MOTOR (MODEL EJ8-4001A) – ELECTRIC VEHICLE

ITEM	PART NO.	DESCRIPTION	QTY
		1 2 3 4	
1	1010934	Screw, 5/16-18 X 1.00 Hex Cap	1
2	1014201	Screw, 1/4-20 X 2.25 Hex Cap	3
3	101920101	Kit, 3-Pin Wedge Lock	1
4	102235201	Bumper, Drive Unit	1
5	102243403	Lubricant, Moly-Teflon (Single-Use Tube)	1
6	103572501	IQ Electric Motor, 48-VDC 3.3 hp (includes items 7 through 34)	1
7	102186001	Spring Kit, Motor Brush (includes item 8)	1
8	N/A	Spring, Brush, S-g	4
9	102186101	Brush Box Assembly	1
10	102186201	Brush Kit, Motor (includes item 11)	1
11	N/A	Assembly, Brush and Terminal	2
12	N/A	Ring, 2.24" Internal Retaining	1
13	102186401	Bearing, Ball	1
14	102186701	End Cap, Motor	1
15	N/A	Screw, 1/4-20 X 2.25 Hex-Head Washer	2
16	102186901	Screw, #8-32 X .5 Hex-Head	2
17	102187001	L-Bracket, Motor	1
18	102187101	Hardware Kit, Motor Terminal (includes items 19 through 22)	2
19	N/A	Bushing, Nylon	2
20	N/A	Washer, Nylon Flat	2
21	N/A	Washer, Flat, 5/16 Steel	2
22	N/A	Nut, Brass Hex, 5/16 - 18	2
23	N/A	Plate Kit, Motor Cover (includes items 24 and 25)	1
24	N/A	Assembly, Cover Plate	1
25	N/A	Screw, #8-32 x 0.375, Taptite Thread	1
26	N/A	Frame and Field Assembly	1
27	102704801	Armature Assembly	1
28	102704901	Kit, Speed Sensor (includes items 29 through 33)	1
29	101942301	Kit, 3-Pin Wedge Lock	1
30	N/A	Sensor, Motor Speed, ADC	1
31	N/A	Screw, #8-32, Taptite Thread	2
32	N/A	Magnet, ADC Motor	1
33	N/A	Screw, 1/4-20 x 0.5	1
34	N/A	Bolt, 1/4 - 20 x 0.73 Thread-Forming	2
35	451	Lockwasher, 1/4 Helical Split	3
36	7174	Lockwasher, 5/16 Split	1

13

E

DID YOU KNOW?

CartPros directs you to the right part using the part numbers from this manual. Enter the part number into our search box and it will find the part you are looking for.

**GET STARTED
HERE**

→ <https://CartPros.com/f.html>

13

E

**DID YOU
KNOW?**

CartPros directs you to the right part using the part numbers from this manual. Enter the part number into our search box and it will find the part you are looking for.

**GET STARTED
HERE**



<https://CartPros.com/f.html>

TRANSAXLE – ELECTRIC VEHICLES

14

E

E

This exploded view diagram illustrates the assembly of a transaxle. The components are numbered 1 through 32. Key dimensions are indicated: 46.3 cm for the main shaft assembly and 28.8 cm for the output shaft assembly. The diagram shows the housing, internal gears, shafts, and various fasteners. A tube of grease is shown applying lubricant to the internal components.



TRANSAXLE – ELECTRIC VEHICLE (EARLIER VERSION)

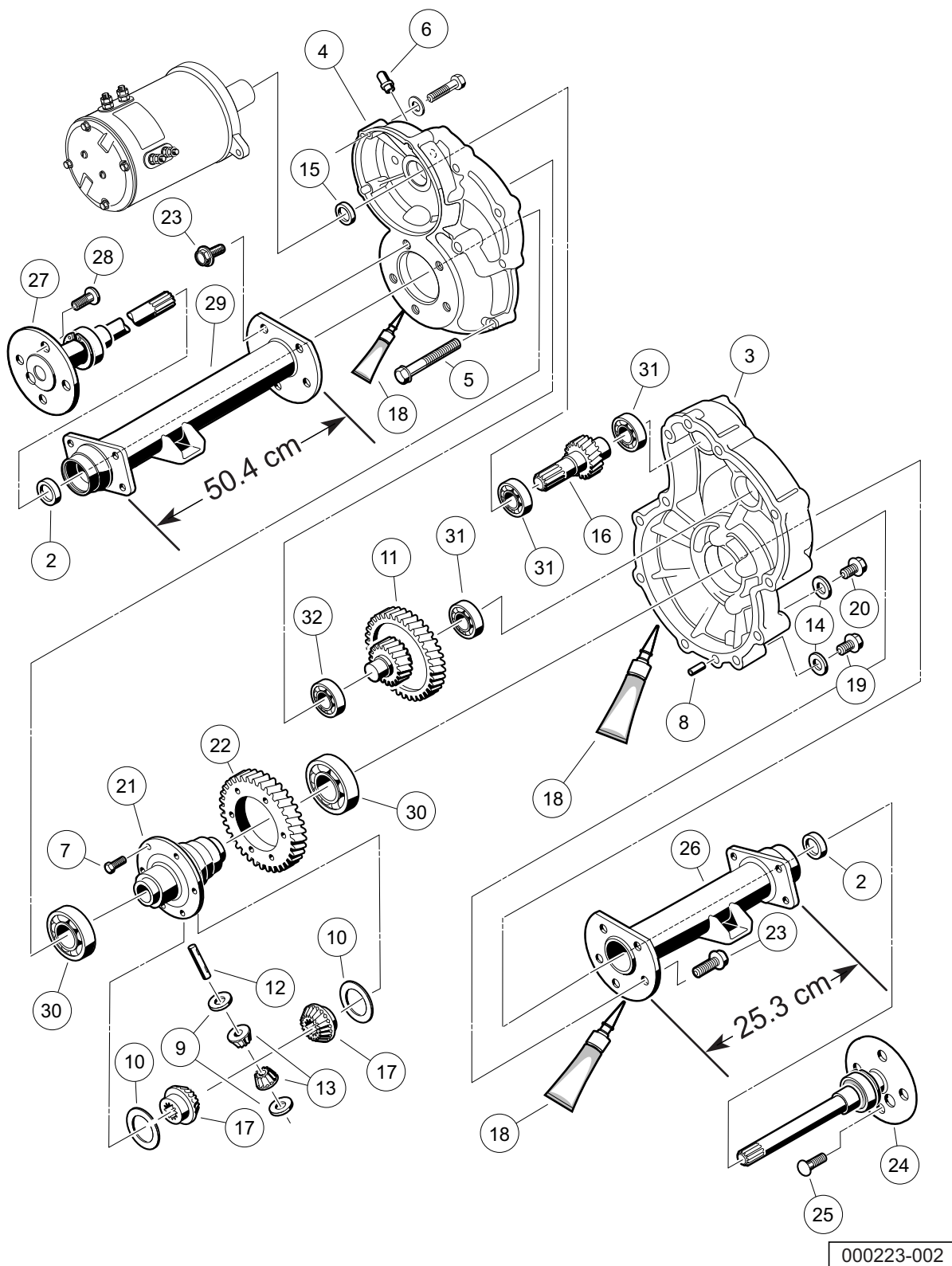
ITEM	PART NO.	DESCRIPTION	QTY
		1 2 3 4	
1	N/A	Transaxle -12.3 (includes items 2 through 32)	1
2	1013794	Axle Shaft Oil Seal	2
3	101895401	Gear Case, Left-Hand	1
4	101895501	Gear Case, Passenger-Side	1
5	101895601	Tube, Axle, Passenger-Side	1
6	101895701	Tube, Axle, Driver-Side	1
7	101895801	Axle Assembly, Passenger-Side (includes item 8)	1
8	101922201	Lug Stud	4
9	101895901	Axle Assembly, Driver-Side (includes item 10)	1
10	101922201	Lug Stud	4
11	101897001	Screw, M8-1.25 X 60mm Hex-Head	11
12	101897201	Breather	1
13	101897401	Screw, M10-1.25 X 25mm	6
14	101897601	Pin, 11mm OD X 8.5mm ID X 10mm	2
15	101903601	Washer, Thrust	2
16	101903701	Washer, Thrust	2
17	101906901	Intermediate Shaft Assembly	1
18	101922101	Pin, 15.99mm X 88.7mm Dowel	1
19	101923001	Gear, Differential Idler	2
20	101923201	Gasket	2
21	101923501	Seal, Lip	1
22	101923701	Shaft, Input	1
23	101923901	Gear, Differential	2
24	101928701	Liquid Gasket (Transaxle case)	A/R
25	101972101	Plug, M14-1.5 X 12mm Magnetic	1
26	101972201	Plug, M14-1.5 X 12mm Hex	1
27	102356601	Housing, Differential, 6 Bolt	1
28	102356801	Gear, Differential Output, 6-Bolt	1
29	102357001	Screw, Flg Hd M10 X 1.5 X 30	10
30	7330	Inner Axle Tube Bearing	2
31	7335	Bearing	3
32	7336	Bearing	1
<p>Note: If either the Differential Output Gear (item 28) or the Differential Housing (item 27) require replacement, both must be purchased at the same time. Items 27 and 28 are replacements for all gear and differential housing combinations in this transaxle.</p>			

14

E

14

E



TRANSAXLE – ELECTRIC VEHICLE (LATER VERSION)

ITEM	PART NO.	DESCRIPTION	QTY
		1 2 3 4	
1	102771701	Transaxle, Electric (includes items 2 through 32)	1
2	1013794	Axle Shaft Oil Seal	2
3	101895401	Gear Case, Left-Hand	1
4	101895501	Gear Case, Passenger-Side	1
5	101897001	Screw, M8-1.25 X 60mm Hex-Head	11
6	101897201	Breather	1
7	101897401	Screw, M10-1.25 X 25mm	6
8	101897601	Pin, 11mm OD X 8.5mm ID X 10mm	2
9	101903601	Washer, Thrust	2
10	101903701	Washer, Thrust	2
11	101906901	Intermediate Shaft Assembly	1
12	101922101	Pin, 15.99mm X 88.7mm Dowel	1
13	101923001	Gear, Differential Idler	2
14	101923201	Gasket	2
15	101923501	Seal, Lip	1
16	101923701	Shaft, Input	1
17	101923901	Gear, Differential	2
18	101928701	Liquid Gasket (Transaxle case)	A/R
19	101972101	Plug, M14-1.5 X 12mm Magnetic	1
20	101972201	Plug, M14-1.5 X 12mm Hex	1
21	102356601	Housing, Differential, 6 Bolt	1
22	102356801	Gear, Differential Output, 6-Bolt	1
23	102357001	Screw, Flg Hd M10 X 1.5 X 30	10
24	102886301	Axle Assembly, Driver-Side (includes item 25)	1
25	101922201	Lug Stud	4
26	102886401	Tube, Axle, Driver-Side	1
27	102886501	Axle Assembly, Passenger-Side (includes item 28)	1
28	101922201	Lug Stud	4
29	102886601	Tube, Axle, Passenger-Side	1
30	7330	Inner Axle Tube Bearing	2
31	7335	Bearing	3
32	7336	Bearing	1

14

E

DID YOU KNOW?

CartPros directs you to the right part using the part numbers from this manual. Enter the part number into our search box and it will find the part you are looking for.

**GET STARTED
HERE**



<https://CartPros.com/f.html>

14

E

**DID YOU
KNOW?**

CartPros directs you to the right part using the part numbers from this manual. Enter the part number into our search box and it will find the part you are looking for.

**GET STARTED
HERE**



<https://CartPros.com/f.html>

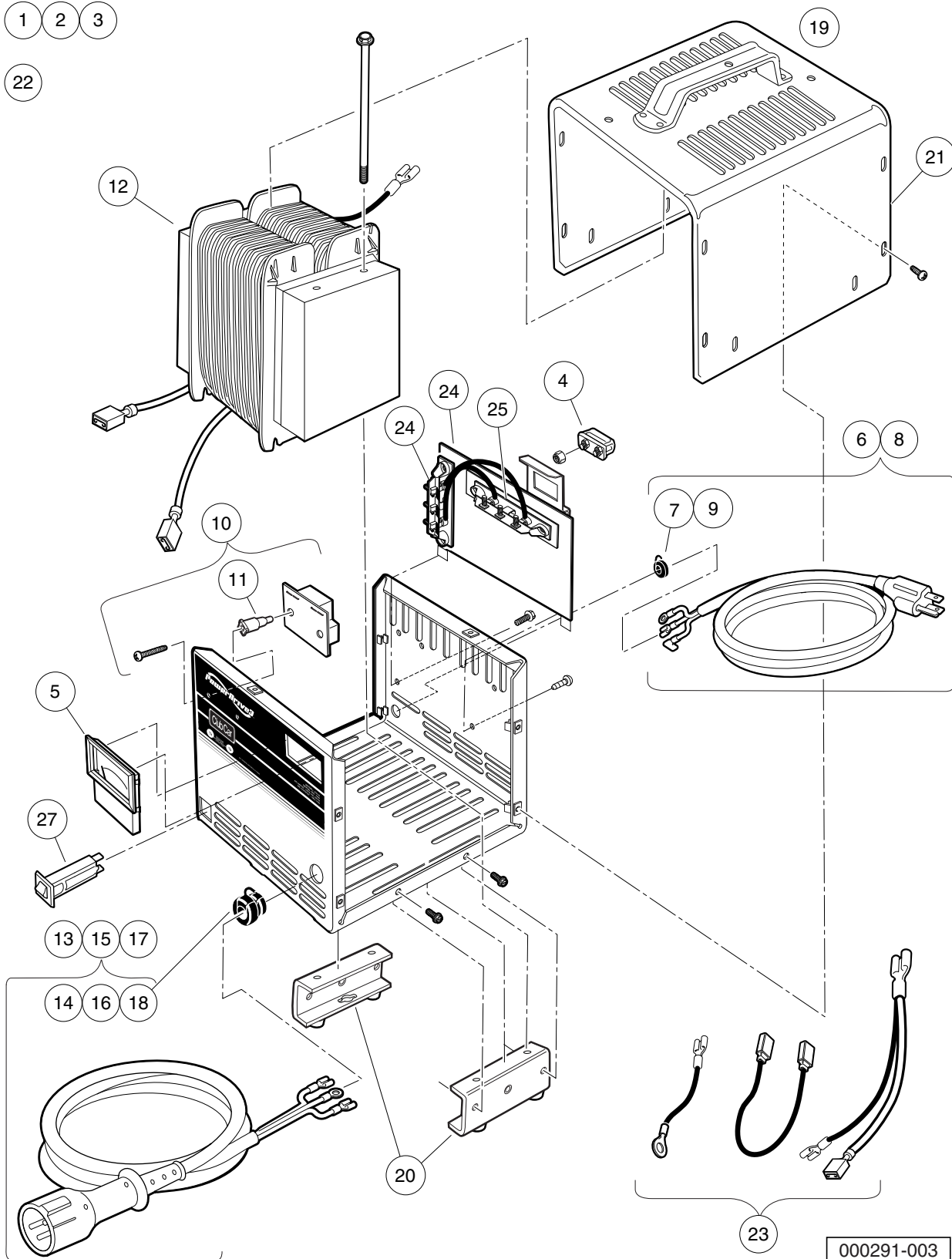
BATTERY CHARGER

15

E

15

E



000291-003

POWERDRIVE 3 BATTERY CHARGER, DOMESTIC

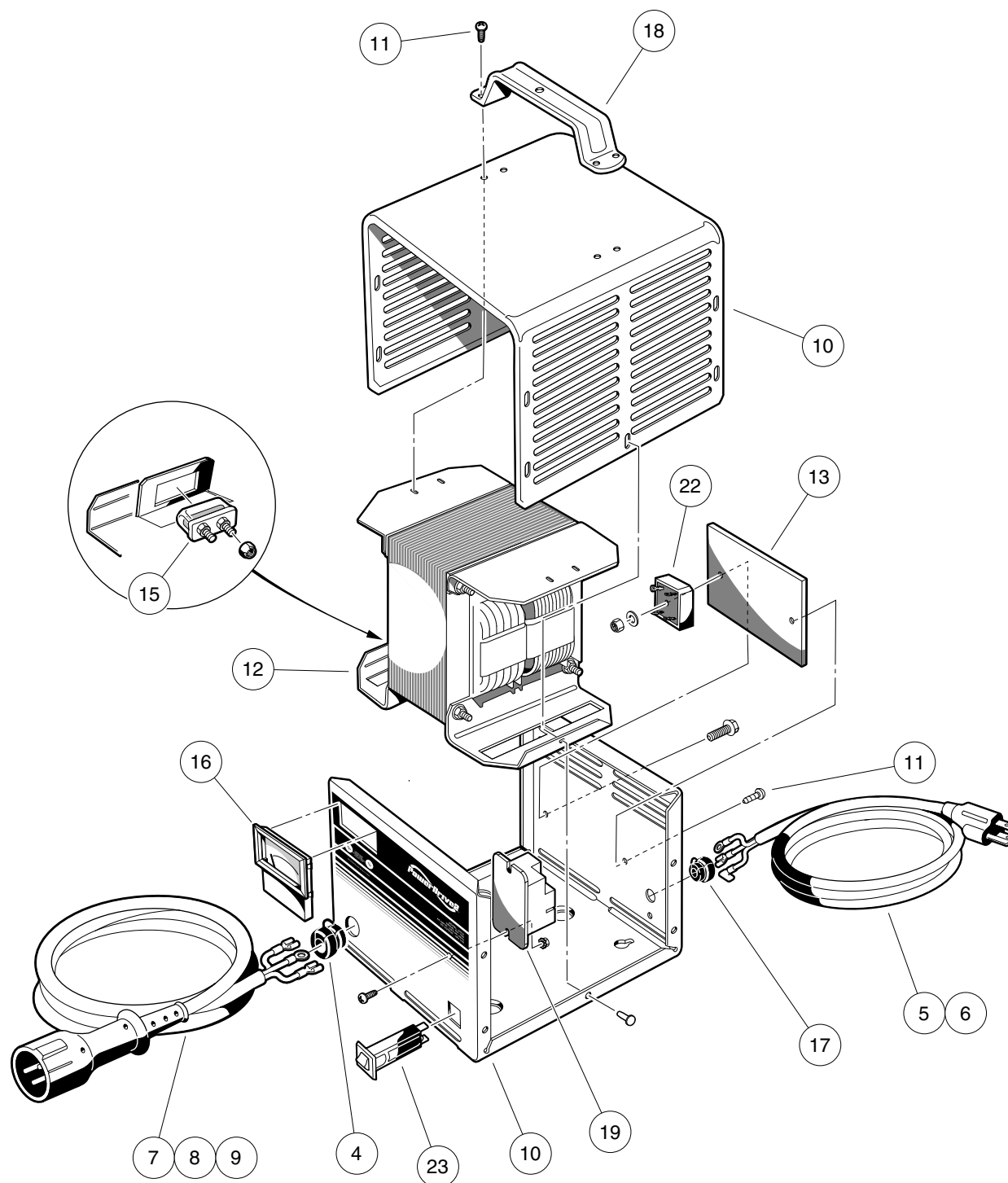
ITEM	PART NO.	DESCRIPTION	QTY
		1 2 3 4	
1	103499101	Chgr, Pd3 Stnry, 9Dc/6'Ac'	1
2	103499102	Chgr, Pd3 Stnry, 12Dc/9'Ac'	1
3	103499103	Chgr, Pd3 Stnry, 20Dc/9'Ac'(includes items 4 through 27)	1
4	102273701	PD2 Fuse Asm	1
5	102273801	PD2 Ammeter	1
6	103428501	Kit, PD3 Cordset - AC 80" (includes item 7)	1
7	102273901	PD2 AC Cord Bushing	1
8	103428601	Kit, PD3 Cordset, - AC 114" (includes item 9)	1
9	102273901	PD2 AC Cord Bushing	1
10	103428701	Asm, PD3 Board Relay (includes item 11)	1
11	103429701	PD3 Plastic Stand-Offs	2
12	103428801	PD3 Transformer	1
13	103429001	PD3 Cordset - DC 113" (includes item 14)	1
14	1012098	Bushing, DC Cord	1
15	103429101	PD3 Cordset - DC 154" (includes item 16)	1
16	1012098	Bushing, DC Cord	1
17	103429201	PD3 Cordset - DC 205" (includes item 18)	1
18	1012098	Bushing, DC Cord	1
19	103429301	Asm, PD3 Case (includes items 20 and 21)	1
20	103434001	Asm, PD3 Legs	1
21	103439901	PD3Case Top (Includes Handle)	1
22	103429501	Kit, PD3 Hardware	1
23	103429601	Kit, PD3 Wires	1
24	103517401	Kit Pd3 Button Diode (includes items 25 and 26)	1
25	103512801	Asm Diode Top	1
26	103512901	Asm Diode Side	1
27	CCX8506	Circuit Breaker, 15-Amp/120-Volt	1

15

E

15

E



000291-001

POWERDRIVE 2 BATTERY CHARGER (MODEL 22110), DOMESTIC

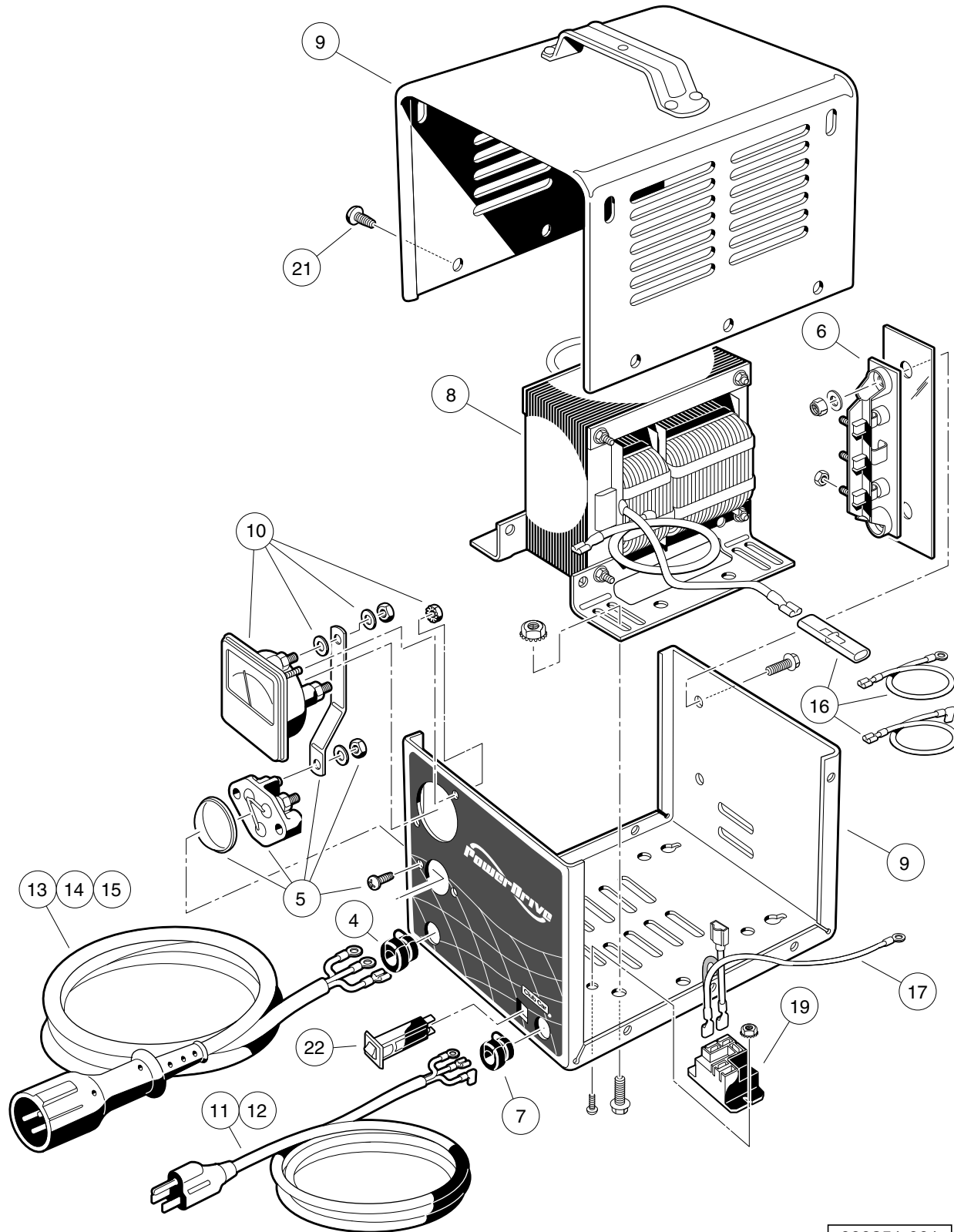
ITEM	PART NO.	DESCRIPTION	QTY
		1 2 3 4	
1	N/A	48-V/13-A PowerDrive 2 (9-ft. DC, 6-ft. AC)	1
2	N/A	48-V/13-A PowerDrive 2 (12-ft. DC, 9-ft. AC)	1
3	N/A	48-V/13-A PowerDrive 2 (20-ft. DC, 9-ft. AC) (includes items 4 through 23)	1
4	1012098	Bushing, DC Cord	1
5	101828801	Cord, AC, 80-Inch (203 cm)	1
6	101828802	Cord, AC, 108-Inch (274 cm)	1
7	101828904	PD2 DC Cordset, 113-inch	1
8	101828905	PD2 DC Cordset, 154-inch	1
9	101828906	Pd2 Dc Cordset 250 Inch	1
10	102273201	PD2 Case (includes item 11)	1
11	7577	Screw, #10 X 0.50 Phillips Pan-Head	12
12	102273301	PD2 Transformer Asm	1
13	102273401	PD2 Heatsink	1
14	102273601	PD2 Wire Asm	1
15	102273701	PD2 Fuse Asm	1
16	102273801	PD2 Ammeter	1
17	102273901	PD2 AC Cord Bushing	1
18	102274001	PD2 Handle	1
19	103414901	Kit, Relay, 48v 30a W/instr (includes items 20 and 21)	1
20	103397901	Relay, Spst No, 48v 30a, Pmt	1
21	N/A	Kit, Relay, 48v 30a Instrns	1
22	103517601	Pd2 Rectifier Kit	1
23	CCX8506	Circuit Breaker, 15-Amp/120-Volt	1
<p>Note: Item 16 not shown. Level 1 Battery Charger part numbers include one AC and one DC cord. They do not include all of the level 2 cords listed.</p>			

15

E

15

E



000351-001

POWERDRIVE BATTERY CHARGER (MODEL 17930), DOMESTIC

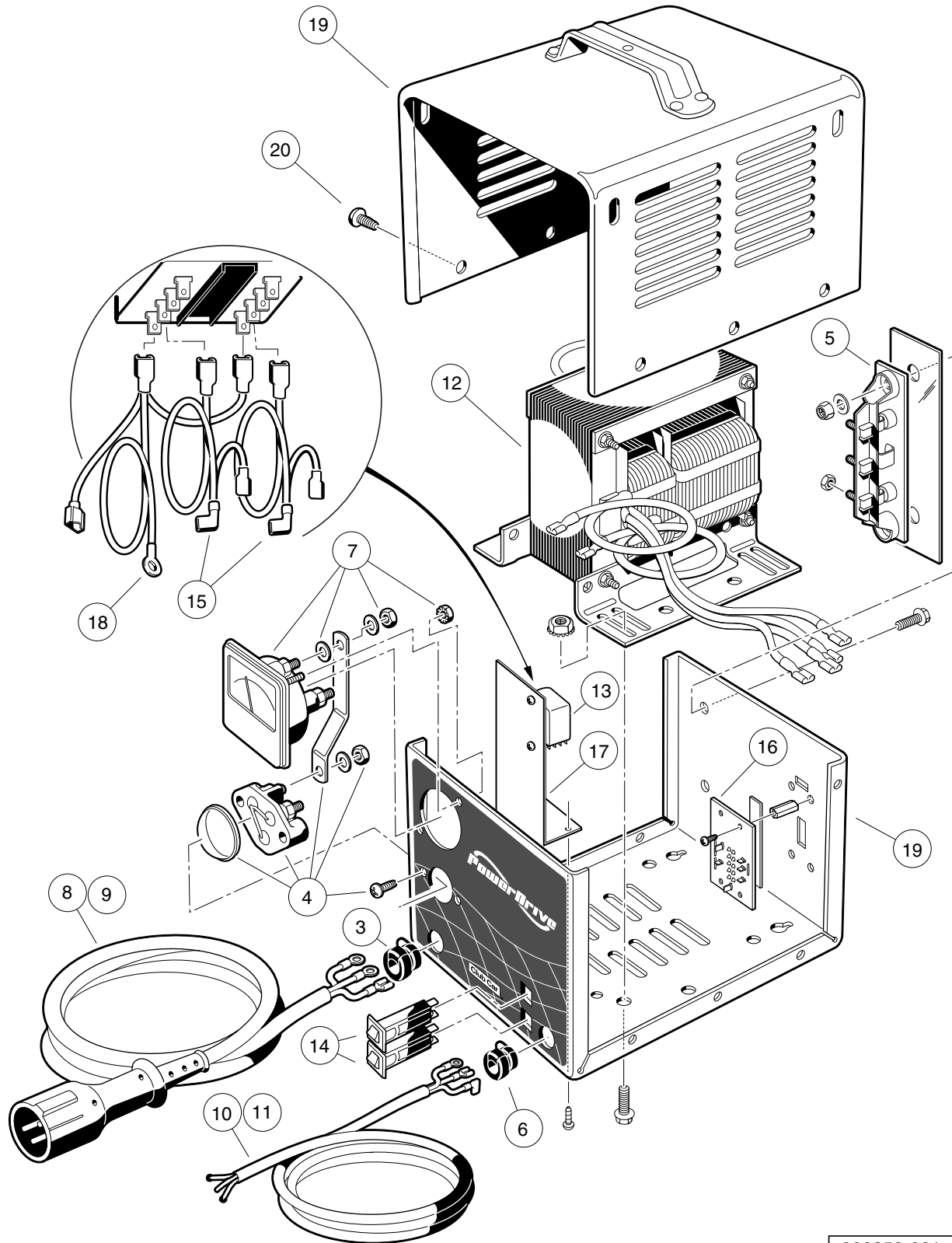
ITEM	PART NO.	DESCRIPTION	QTY
		1 2 3 4	
1	101802201	48V/17A PowerDrive (9-ft DC, 6-ft AC Cord)	1
2	101802202	48V/17A PowerDrive (12-ft DC, 9-ft AC Cord)	1
3	101802203	48V/17A PowerDrive (20-ft DC, 9-ft AC Cord) (includes items 4 through 22)	1
4	1012098	Bushing, DC Cord	1
5	1012101	Fuse Assembly	1
6	N/A	Rectifier with Heatsink Assembly	1
7	1015917	Bushing, AC Cord	1
8	****	Transformer, Battery Charger	1
9	101828301	Case Assembly	1
10	101828501	Ammeter	1
11	101828801	Cord, AC, 80-Inch (203 cm)	1
12	101828802	Cord, AC, 108-Inch (274 cm)	1
13	101828901	Cord, DC, 113-Inch (287 cm)	1
14	101828902	Cord, DC, 154-Inch (391 cm)	1
15	101828903	Cord, DC, 250-Inch (635 cm)	1
16	101831101	Wire Assembly Kit	1
17	101914401	Assembly, Voltage Suppressor	1
18	103414901	Kit, Relay, 48v 30a W/instr (includes items 19 and 20)	1
19	103397901	Relay, Spst No, 48v 30a, Pmt	1
20	N/A	Kit, Relay, 48v 30a Instrns	1
21	7577	Screw, #10 X 0.50 Phillips Pan-Head	10
22	CCX8506	Circuit Breaker, 15-Amp/120-Volt	1
		**** Special order item available upon request.	
		Note: Level 1 Battery Charger part numbers include one AC and one DC cord. They do not include all of the level 2 cords listed.	

15

E

15

E



000352-001

POWERDRIVE BATTERY CHARGER (MODEL 18780), EXPORT

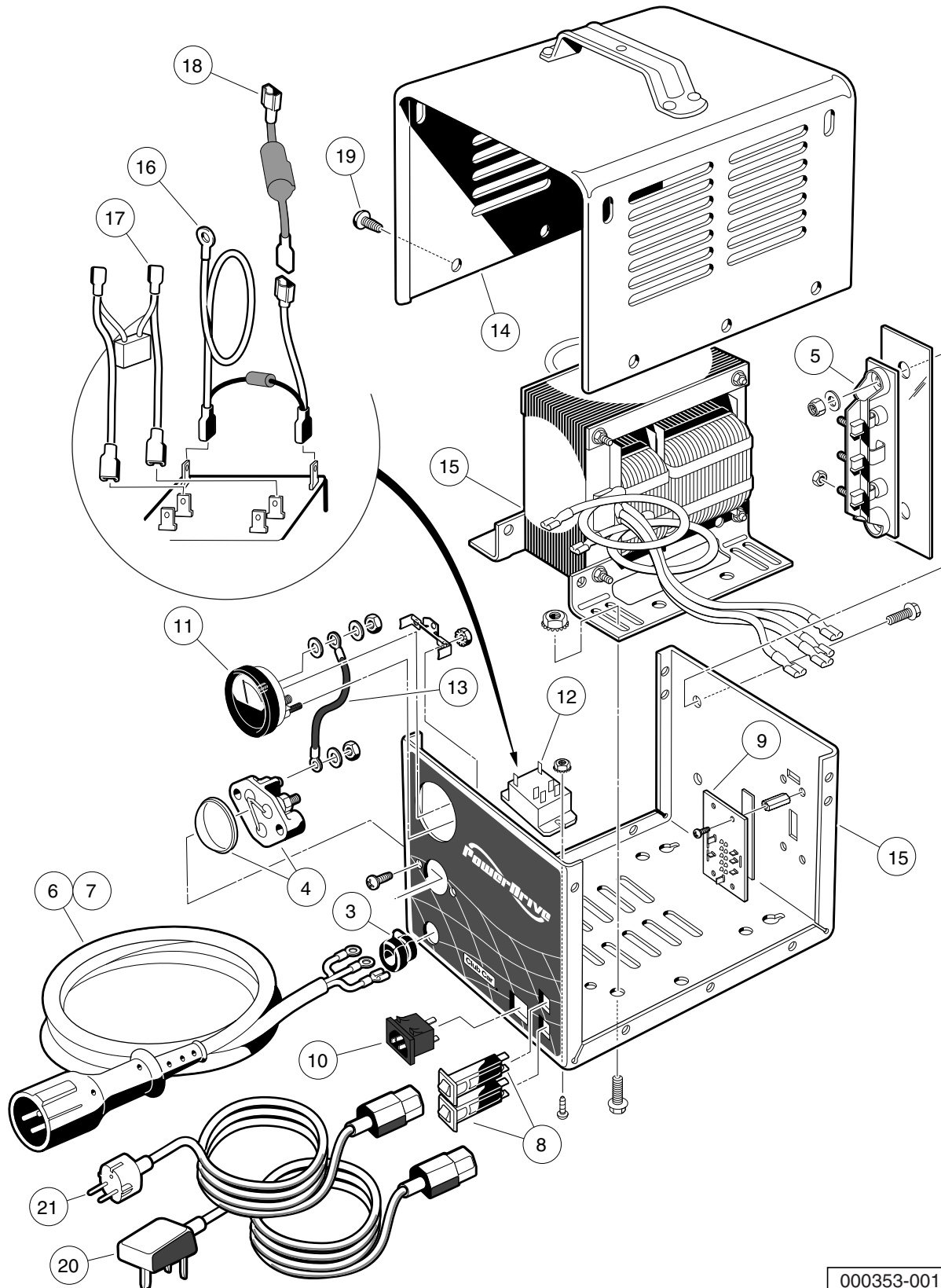
ITEM	PART NO.	DESCRIPTION	QTY
		1 2 3 4	
1	N/A	Battery Charger, 48-Volt DC (8.5-ft DC, 6-ft AC)	1
2	N/A	Battery Charger, 48-Volt DC (12-ft DC, 9-ft AC) (includes items 3 through 20)	1
3	1012098	Bushing, DC Cord	1
4	1012101	Fuse Assembly	1
5	N/A	Rectifier with Heatsink Assembly	1
6	1015917	Bushing, AC Cord	1
7	101828501	Ammeter	1
8	101828901	Cord, DC, 113-Inch (287 cm)	1
9	101828902	Cord, DC, 154-Inch (391 cm)	1
10	101831701	Cord, AC, 80-Inch (203 cm), without Plug	1
11	****	Cord, AC, 118-Inch (203 cm), without Plug	1
12	101838201	Transformer, Export Battery Charger	1
13	101838301	Relay, Export Charger	1
14	101838401	Circuit Breaker	2
15	101838501	Kit, Wire Assembly	1
16	101838601	Four-Position Switch	1
17	****	Mounting Bracket, Relay	1
18	101914401	Assembly, Voltage Suppressor	1
19	N/A	Case, Charger	1
20	7577	Screw, #10 X 0.50 Phillips Pan-Head	10
<p>**** Special order item available upon request.</p> <p>Note: Level 1 Battery Charger part numbers include one AC and one DC cord. They do not include all of the level 2 cords listed.</p>			

15

E

15

E



000353-001

POWERDRIVE BATTERY CHARGER (MODEL 20310), EUROPEAN

ITEM	PART NO.	DESCRIPTION	QTY
		1 2 3 4	
1	N/A	Battery Charger, 48-Volt w/ 4-Position Switch (8.5-ft DC)	1
2	N/A	Battery Charger, 48-Volt w/ 4-Pos. Switch (12-ft DC) (includes items 3 through 19)	1
3	1012098	Bushing, DC Cord	1
4	1012101	Fuse Assembly	1
5	N/A	Rectifier with Heatsink Assembly	1
6	101828901	Cord, DC, 113-Inch (287 cm)	1
7	101828902	Cord, DC, 154-Inch (391 cm)	1
8	101838401	Circuit Breaker	2
9	101838601	Four-Position Switch	1
10	101973501	Receptacle, AC Cord	1
11	101976601	Ammeter with Mounting Bracket	1
12	101987501	Relay	1
13	N/A	Wire, Jumper	1
14	N/A	Case, Charger	1
15	****	Transformer, European Battery Charger	1
16	****	Suppressor, AC Voltage	1
17	****	Assembly, Wire	1
18	****	Limiter, Current	1
19	7577	Screw, #10 X 0.50 Phillips Pan-Head	10
20	101958201	Cord, UK, AC, Battery Charger	1
21	101958301	Cord, European AC, Battery Charger	1
		**** Special order item available upon request.	
		Note: Level 1 Battery Charger part numbers include one AC and one DC cord. They do not include all of the level 2 cords listed.	

15

E

DID YOU KNOW?

CartPros directs you to the right part using the part numbers from this manual. Enter the part number into our search box and it will find the part you are looking for.

**GET STARTED
HERE**

→ <https://CartPros.com/f.html>

15

E



MAINTENANCE AND SERVICE TOOLS

16

G

E

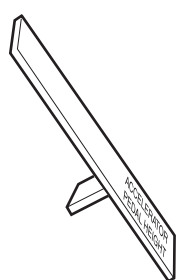
D

16

G

E

D



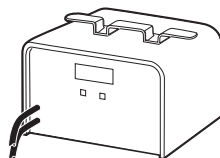
1



2



3



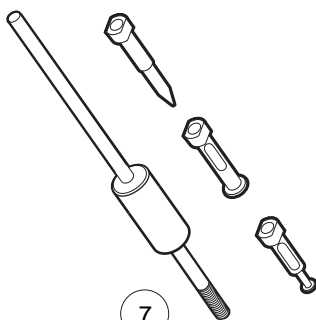
4



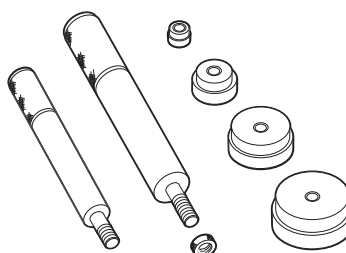
5



6



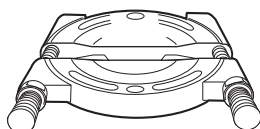
7



8



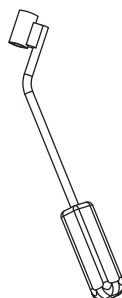
9



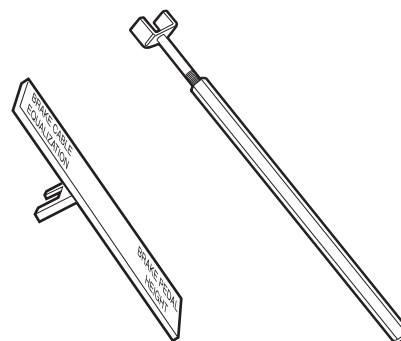
10




11



12



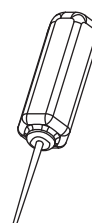
13



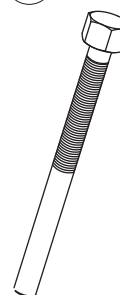
16



17



18



19

MAINTENANCE AND SERVICE TOOLS

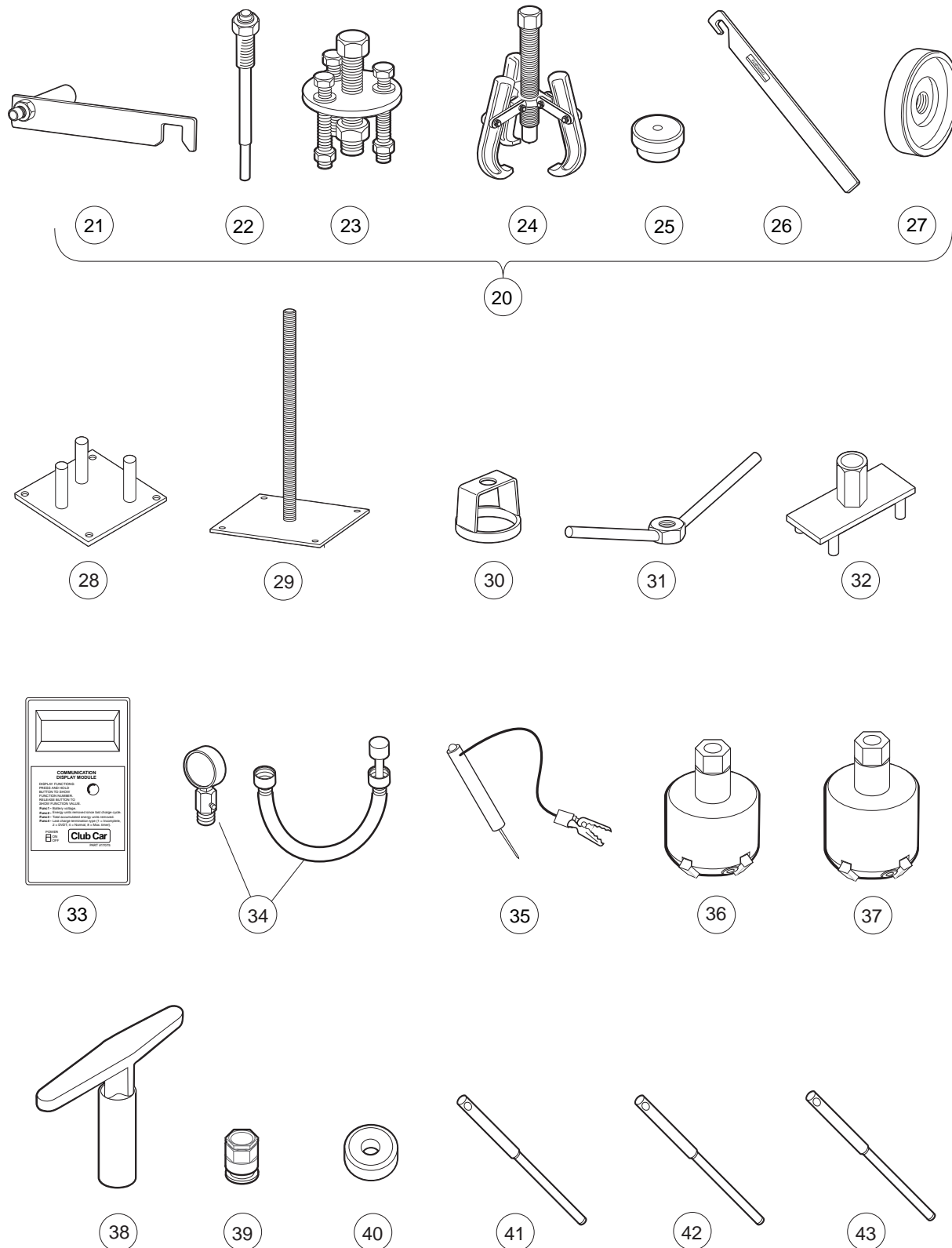
ITEM	PART NO.	DESCRIPTION	QTY DIESEL	QTY GAS	QTY ELEC	16 G E D
		<p>1 2 3 4</p> <p>The following tool list includes all tools available from Club Car for maintenance and service procedures for gasoline, electric, and/or diesel vehicles, both past and present models. Be sure to carefully examine the tool list for applicability to your vehicle before ordering.</p>				
1	101871001	Accelerator Pedal Adjustment Tool		1	1	
2	101813202	Adhesive, Guide Ring, 3-Gram Tube			1	
3	101641202	Arbor		1		
4	101831901	Battery Discharge Machine, 36/48 Volt			1	
5	1014305	Battery Terminal Protector Spray	1	1	1	
6	1011767	Battery Thermometer	1	1	1	
7	1016417	Bearing and Oil Seal Remover Assembly	1	1	1	
8	1016416	Bearing Driver Set	1	1	1	
9	1012811	Bearing Puller	1	1	1	
10	1012812	Bearing Puller Wedge Attachment	1	1	1	
11	1013582	Brake Adjustment Tool (used only on vehicles with manually adjusted mechanical brakes)		1	1	
12	102555501	Brake Cable Release Tool	1	1	1	
13	102249901	Brake Pedal Adjustment Tool Kit (used for the Carryall Electric Industrial Truck only) (includes items 14 and 15).....			1	
14	****	Brake Pedal Adjustment Tool			1	
15	****	Brake Pedal Tension Tool			1	
16	101887101	Calibration Test Module			1	
17	101808401	Cam Installation Tool		1		
18	102562401	Charger Bezel Tool			1	
19	102686101	Clutch Removal Tool (for 4x4 vehicles)	1	1		
		<p>Please refer to the maintenance and service manual for proper tool application.</p> <p>****</p> <p>Special order item available upon request</p>				

16

G

E

D



MAINTENANCE AND SERVICE TOOLS, CONTINUED


ITEM	PART NO.	DESCRIPTION	QTY DIESEL	QTY GAS	QTY ELEC	16
		1 2 3 4				G
20	1014510	Clutch Tool Kit (includes items 21 - 27)		1		E
21	1014498	Clutch Alignment Tool (for pre-unitized transaxle vehicles built prior to 1997 model year)		1		D
22	1014496	Drive Clutch Puller (for Kawasaki engines only)		1		
23	1014497	Drive Clutch Hub Puller (for Kawasaki engines only)		1		
24	1014508	Driven Clutch Cam Puller (for Kawasaki engines only)		1		
25	1014507	Driven Clutch Puller Plug (for Kawasaki engines only)		1		
26	1015524	Drive Clutch Holder Tool Assembly (for Kawasaki engines only)		1		
27	101809101	Press Weldment (for Kawasaki engines only)		1		
28	102601501	Drive ClutchFixed Sheave Tool (for 4x4 vehicles)	1	1		
29	102603501	Driven Clutch Spring Compression Base (for use with items 30 and 31) (for 4x4 vehicles)	1	1		
30	102605201	Driven Clutch Spring Compression Collar (for use with items 29 and 31) (for 4x4 vehicles)	1	1		
31	102606101	Driven Clutch Spring Compression Nut (for use with items 29 and 30) (for 4x4 vehicles)	1	1		
32	102607501	Drive Clutch Spider Removal Tool (for 4x4 vehicles)	1	1		
33	101831801	Communication Display Module			1	
34	101641002	Compression Gauge and Adapter		1		
35	1011273	Continuity Tester		1	1	
36	102773801	Cutter, Valve Seat, #122		1		
37	102773901	Cutter, Valve Seat #115		1		
38	102774101	Wrench, T, #505.....		1		
39	102774101	Adapter, T-Wrench		1		
40	102675401	Cutter, Valve Seat, 60 Degree (requires item 51) (for Honda GX620 Gasoline Engines)		1		
41	102774201	Pilot, 6.6 MM		1		
42	102774301	Pilot, 6.62 MM.....		1		
43	102774401	Pilot, 6.65 MM.....		1		
		Please refer to the maintenance and service manual for proper tool application.				

16

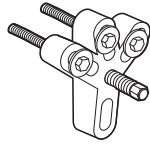
G

E

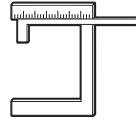
D



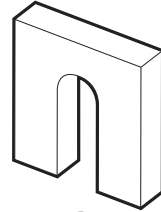
44



45



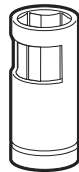
46



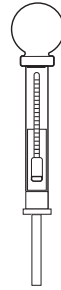
47



48



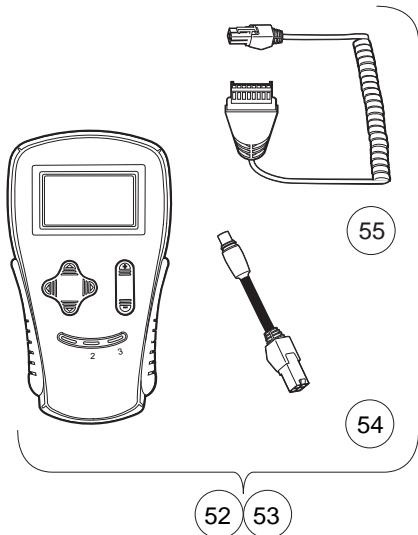
49



50



51

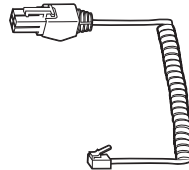


52

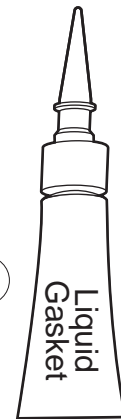
53

55

54



56



57



58



59

60



61

MAINTENANCE AND SERVICE TOOLS, CONTINUED

ITEM	PART NO.	DESCRIPTION	QTY DIESEL	QTY GAS	QTY ELEC	16 G E D
		1 2 3 4				
44	1012151	Dry Moly Lubricant	1	1	1	
45	1016627	Flywheel Puller Kit (for Kawasaki Engines)		1		
46	102669901	Gauge, Carburetor Float Level (for Honda GX620 Gasoline Engines)		1		
47	1016418	Gear Yoke	1	1	1	
48	101933101	Governor Shaft Installation Tool (for Kawasaki Engine Vehicles)		1		
49	102169401	Hydraulic Brake Adjuster (for Turf/CA 272/472, Pioneer/XRT 1200, Bobcat 2100, HUV 4213)			1	
50	1011478	Hydrometer	1	1	1	
51	1013593	Internal Retaining Ring Pliers	1	1	1	
52	102248803	IQ Display Module (IQDM) Kit (IQ System and IQ Plus vehicles)			1	
		(includes items 54 and 55)				
53	102248804	IQ Display Module (IQDM-P) Kit (IQ System and IQ Plus vehicles)			1	
		(includes items 54 and 55)				
54	102251501	Adaptor, Cable			1	
55	102241502	IQDM Series 2 Cable			1	
56	102241501	IQDM Series 1 Cable (replacement)			1	
57	101928701	Liquid Gasket (transaxle case)	1	1	1	
58	102243402	Moly-Teflon Lubricant (4-oz. (113-gram) tube)			1	
59	101997201	Paint, Touch-Up – Beige*		1	1	
59	101997207	Paint, Touch-Up – Black*		1	1	
59	101997212	Paint, Touch-Up – Burgundy*		1	1	
59	101997211	Paint, Touch-Up – Classic Blue (Navy)*		1	1	
59	101997205	Paint, Touch-Up – Dark Gray*	1	1	1	
59	101997209	Paint, Touch-Up – Dark Green*	1	1	1	
59	101997204	Paint, Touch-Up – Gray*	1	1	1	
59	101997203	Paint, Touch-Up – Red*	1	1	1	
59	101997206	Paint, Touch-Up – Royal Blue (Pacific Blue)*		1	1	
59	101997202	Paint, Touch-Up – White*	1	1	1	
60	102562301	Paint, Precedent Underbody – Gray		1	1	
61	102587201	Paint Pen, Touch-Up, Precedent Underbody – Black		1	1	
<p>Please refer to the maintenance and service manual for proper tool application.</p> <p>* Item 59 is not for use on Surlyn[®] body material, which is used on Precedent vehicles.</p>						

16

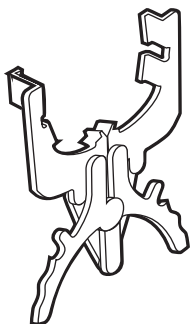
G

E

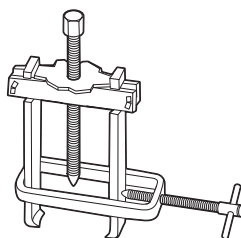
D



62



63




64



65



66



67



68



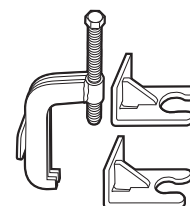
69



70



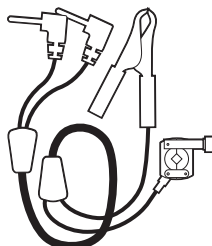
71



72



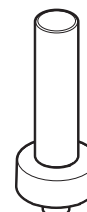
73



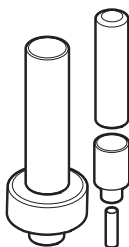
74



75



76



77



83



84



85



86

MAINTENANCE AND SERVICE TOOLS, CONTINUED

ITEM	PART NO.	DESCRIPTION	QTY DIESEL	QTY GAS	QTY ELEC	16 G E D
		1 2 3 4				
62	1016414	Piston Ring Compressor Kit (FE290, FE350 and FE400 engines)		1		
63	1016415	Piston Ring Pliers (for Kawasaki Engines)		1		
64	102668801	Puller, Special Use (for Kubota D722 Diesel Engines)	1			
65	1012549	Retaining Ring Pliers, 45° External	1	1	1	
66	1012560	Retaining Ring Pliers, 90° Internal	1	1	1	
67	101823101	Safety First Card (50 per pack)	1	1	1	
68	1012809	Seal Puller	1	1	1	
69	102330901	Spanner Wrench (for coil over shock front suspension vehicles only)	1	1		
70	1014264	Steering Column Bearing Press Tool		1	1	
71	1014259	Steering Column Retaining Ring Tool		1	1	
72	102061201	Steering Wheel Puller Tool	1	1	1	
73	AM10753	Tachometer (includes gasoline engine pick up lead only)	1	1		
74	AM10771	Tachometer Diesel Probe (for use with item 73)	1			
75	1014162	Transaxle Axle Seal Tool		1		
76	1014161	Transaxle Pinion Seal Tool		1		
77	1014115	Transmission Tool Kit		1		
78	101611003	Tune-Up Kit, All OHV (for FE290, FE350, FE400 only) (includes air filter, spark plug, oil filter, fuel filters) (not shown)		1		
79	AM11804	Tune-Up Kit, Gx620 (for Honda Engines) (includes air filter, spark plug, oil filter, fuel filters) (not shown)		1		
80	AM11805	Tune-Up Kit, D722 (for Kubota Engines) (includes air filter, oil filter, fuel filters, water separator filter) (not shown)	1			
81	AM1220301	Tune-Up Kit, Precedent (for FE290/350 Engines) (includes air filter, spark plug, oil filter, fuel filters) (not shown)		1		
82	AM1232401	Tune-Up Kit, FH680D (for Kawasaki V-Twin Engines) (includes oil filter, fuel filter, air filter, and spark plugs) (not shown)		1		
83	1016413	Valve Clearance Adjuster Screw Holder (for FE290 engines only)		1		
84	102674601	Valve Guide Driver (for Honda GX620 Gasoline Engines)		1		
85	101641201	Valve Guide Reamer (FE290, FE350, and FE400 only)		1		
86	102674401	Valve Guide Reamer, 6.6 mm (for Honda GX620 Gasoline Engines)		1		

16

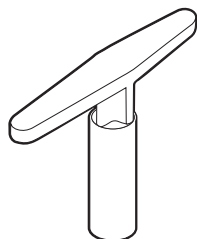
G

E

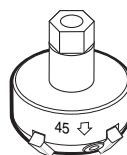
D



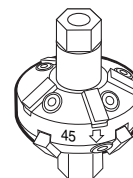
87




88



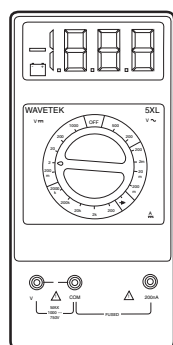
89



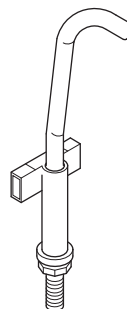
90



91



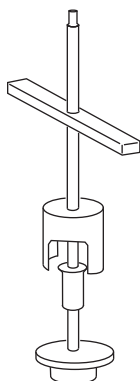
92



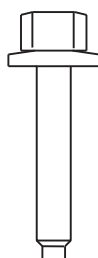
93



94



95



96

MAINTENANCE AND SERVICE TOOLS, CONTINUED

ITEM	PART NO.	DESCRIPTION	QTY DIESEL	QTY GAS	QTY ELEC	16 G E D
		1 2 3 4				
87	1016552	Valve Seat Cutter Guide		1		
88	1016551	Valve Seat Cutter T-Wrench		1		
89	1016553	Valve Seat Cutter, 45° (32 mm diameter) (for FE290 engines only)		1		
90	1016554	Valve Seat Cutter, 45°/30° (35 mm diameter)		1		
91	101641101	Valve Spring Compressor		1		
92	1011480	Volt Ohm Meter	1	1	1	
93	102570401	Tool, Tensioning, Starter Generator (For Precedent vehicles)		1		
94	103601401	Puller, Drive Clutch, XRT 950*		1		
95	103601701	Tool, Disassembly, Driven Clutch, XRT 950		1		
96	103600501	Screw, Driven Clutch Disassembly, M6, XRT 950		1		
<p>*Note: The XRT 950 Drive Clutch Puller requires the use of Screw, Driven Clutch Disassembly, CCI Part Number 103600501.</p>						

DID YOU KNOW?

CartPros directs you to the right part using the part numbers from this manual. Enter the part number into our search box and it will find the part you are looking for.

**GET STARTED
HERE**



<https://CartPros.com/f.html>

INDEX

Part Number and Page

AM10753	16-9	1012151	16-7	1013792	11-9
AM10771	16-9	1012180	5-17, 5-19	1013794	11-9, 14-3, 14-5
AM10079	6-3, 12-3	1012181	5-17, 5-19, 5-21	1013924	4-3, 7-15
AM10080	11-5, 11-7	1012182	5-17, 5-19, 5-21	1014007	11-3
AM10081	11-5, 11-7	1012285	8-9	1014049	10-3
AM10419	10-7	1012295	6-5	1014050	10-3
AM10724	7-5	1012328	6-5	1014051	10-3
AM1229401	5-3	1012431	11-11	1014052	10-3
CCX8506	15-3, 15-5, 15-7	1012505	6-3, 12-3	1014055	10-3
183	10-3, 11-3	1012528	9-3, 12-15	1014056	10-3
332	9-3	1012549	16-9	1014057	10-3
334	7-15	1012560	16-9	1014058	10-3
451	9-3, 13-3, 13-5, 13-7, 13-9	1012565	5-3, 5-5	1014059	10-3
705	7-15	1012566	5-3, 5-5	1014062	10-3
706	5-15	1012571	1-19, 7-15	1014063	10-3
808	10-3, 12-13	1012594	11-11	1014065	10-3, 11-11
1241	6-17, 13-3, 13-5	1012649	8-3	1014070	10-7
1242	4-7, 4-9, 6-5, 6-17	1012711	11-3	1014072	10-7
1624	6-17	1012714	11-5, 11-7	1014078	10-7
7174	6-17, 8-9, 9-3, 13-3, 13-5, 13-7, 13-9	1012740	11-5, 11-7	1014080	10-7
7310	2-3, 2-5	1012741	11-5, 11-7	1014089	11-11
7330	11-9, 14-3, 14-5	1012747	11-5, 11-7	1014115	16-9
7335	11-5, 11-7, 14-3, 14-5	1012748	11-5, 11-7	1014145	11-11
7336	14-3, 14-5	1012752	11-3	1014153	4-3
7577	15-5, 15-7, 15-9, 15-11	1012809	16-9	1014161	16-9
7893	6-5	1012811	16-3	1014162	16-9
8057	11-11	1012812	16-3	1014201	13-3, 13-5, 13-7, 13-9
8058	11-11	1012830	6-17, 8-9, 9-3	1014207	11-9
8233	11-3	1012836	10-7	1014259	16-9
8450	10-3	1012896	11-3	1014264	16-9
8717	11-3, 11-11	1012987	11-11	1014287	10-3
8745	5-15	1013001	6-15	1014288	10-3
8754	6-17, 12-13	1013003	6-15	1014289	6-15
1010145	5-17, 5-19, 5-21	1013005	6-15	1014304	12-13
1010434	1-7, 1-9, 1-17, 1-21, 1-31, 1-33, 1-35, 1-37, 1-39, 4-7, 4-9	101301102	6-15	1014305	16-3
1010577	7-15	1013061	11-3	1014375	6-5
1010829	4-5	1013357	12-13	1014413	1-11, 8-11
1010850	4-3	1013582	16-3	1014453	10-3
1010934	13-3, 13-5, 13-7, 13-9	1013589	11-11	1014454	10-7
1010954	11-11	1013590	11-11	1014496	16-5
1010984	2-3	1013591	11-11	1014497	16-5
1011273	16-5	1013593	16-7	1014498	16-5
1011280	13-3, 13-5	1013609	6-5	1014507	16-5
1011291	11-9	1013687	8-3	1014508	16-5
1011411	13-3, 13-5	1013700	8-9	1014510	16-5
1011415	5-17, 5-19, 5-21	1013734	9-3, 12-15	1014523	8-3
1011466	4-3	1013746	8-3, 8-7	1014524	8-3
1011478	16-7	1013760	11-3	1014555	5-17, 5-19, 5-21
1011480	16-11	1013768	11-9	1014727	11-11
1011697	5-3, 8-7, 8-9	1013769	11-9	1014807	11-11
1011767	16-3	1013770	11-9	1014902	1-35, 1-37, 1-39, 5-21
1012030	5-15	1013771	11-9	1015064	11-11
1012098	15-3, 15-5, 15-7, 15-9, 15-11	1013772	11-9	1015075	9-3
1012101	15-7, 15-9, 15-11	1013773	11-9	1015137	8-3, 8-7
		1013774	11-9	1015139	8-3
		1013787	11-9	1015143	8-3

INDEX

101524001 6-17	1016452 7-9	1016533 7-13
1015330 7-9, 9-3	1016453 7-11	1016535 7-11
1015332 7-3	1016454 7-11	1016536 7-3
1015524 16-5	1016455 7-5	1016537 7-7
1015649 7-3	1016456 7-3, 7-5, 7-11	1016538 7-11
1015814 9-3	1016457 7-7	1016539 7-3
101584502 8-9	1016458 7-9, 7-11	1016541 7-13
1015917 15-7, 15-9	101645901 7-13	1016542 7-9
1015932 6-17	101645902 7-13	1016544 7-5, 7-9, 7-11
1015969 7-3	101645903 7-13	1016545 7-9
1016074 6-17	1016460 7-13	1016546 8-9
1016103 8-7	101646101 7-13	1016547 7-3, 7-13, 8-7
101611003 16-9	101646102 7-13	1016548 7-5
1016154 5-3, 5-5	101646103 7-13	1016549 7-9
101615602 5-5	1016467 7-7	101655001 7-13
1016201 10-3	1016469 7-13	101655002 7-13
1016203 10-5	1016470 7-13	101655003 7-13
1016214 5-3, 5-5	1016471 7-9	101655004 7-13
1016219 5-5	1016472 7-11	101655005 7-13
1016289 10-3	1016473 7-7	101655006 7-13
1016337 11-5, 11-7	1016474 7-9	101655007 7-13
1016338 11-5, 11-7	101647501 7-13	101655008 7-13
101641002 16-5	101647502 7-13	101655009 7-13
101641101 16-11	1016479 7-9	1016551 16-11
101641201 16-9	1016480 8-7	1016552 16-11
101641202 16-3	101648102 8-7	1016553 16-11
1016413 16-9	101648203 7-7	1016554 16-11
1016414 16-9	1016483 7-9	1016558 7-13
1016415 16-9	1016484 7-7	1016559 7-13
1016416 16-3	1016486 8-5	1016560 7-9
1016417 16-3	1016489 7-9	1016561 7-5
1016418 16-7	101649002 8-7	1016562 7-5, 7-13
101642572 8-5	1016493 7-5	1016563 7-9
101642575 8-5	1016494 7-11	1016564 7-11
101642578 8-5	1016496 7-11	1016565 7-11
101642580 8-5	1016497 7-5	1016566 7-9
101642582 8-5	1016499 8-5	1016567 7-11
1016429 7-7	1016501 8-5	1016568 7-13
1016430 7-9	1016502 7-7	1016569 7-9
1016431 7-9	1016505 7-5	1016570 7-7
1016432 7-7, 11-3	1016506 7-11	1016571 7-13
1016435 7-7	1016507 7-3	1016572 8-7
1016436 7-9	1016509 7-13	1016576 7-7
1016437 8-5	1016510 7-11	1016578 7-5
1016438 8-7	1016513 11-3	1016579 7-5
1016439 8-7	1016516 7-13	1016580 7-13
1016440 7-9, 8-7	1016517 7-9	1016581 7-7
1016441 8-7	1016519 7-9	1016582 8-7
1016443 7-3	1016520 7-11	1016583 7-9
1016444 8-7	1016521 7-11	1016584 7-11
1016445 7-5	1016523 7-9	1016585 8-5
1016446 7-9, 7-11	1016524 7-3	1016586 7-5
1016447 7-9	1016525 7-3	1016587 7-5
1016448 7-9	1016526 7-3	1016588 7-5
1016449 7-9	1016531 7-3	1016627 16-7
1016450 7-9	1016532 7-13	1016630 6-3

**INDEX**

1016663	5-5	101828901	15-7, 15-9, 15-11	101881101	7-5
1016672	11-9	101828902	15-7, 15-9, 15-11	101884801	7-15
1016801	10-3	101828903	15-7	101886101	11-3
1016849	6-3, 12-3	101828904	15-5	101887101	16-3
1016851	6-3, 12-3	101828905	15-5	101887601	7-3, 8-7
1016883	6-17	101828906	15-5	101889401	11-5, 11-7
101705701	1-35, 1-37, 1-39, 3-7	101830701	6-3, 12-3	101889901	11-5
1017082	11-3	101831101	15-7	101890001	11-5, 11-7
1017221	7-3	101831401	12-13	101890101	11-3
1017231	11-3	101831701	15-9	101890201	11-3
1017235	1-35, 1-37, 1-39, 5-21	101831801	16-5	101890501	11-3
1017448	7-5	101831901	16-3	101890601	11-3
1017455	7-5	101832101	7-15	101890901	11-9
1017456	7-7	101832202	8-9	101891001	11-9
1017461	8-5	101832302	8-9	101891301	11-3
1017466	8-7	101832701	7-15	101891401	11-9
1017468	7-5	101833201	7-15	101891501	11-9
1017507	7-7	101833401	10-7	101891601	11-5, 11-7
1017686	10-7	101833601	11-3	101891901	11-5, 11-7
1017689	9-3	101833701	6-15	101892001	11-5, 11-7
101769302	2-3	101833902	10-3	101892201	11-5, 11-7
101791101	4-3	101834001	10-7	101892301	11-5, 11-7
1017944	13-3, 13-5	101834502	6-3, 12-3	101892401	11-5, 11-7
1017947	13-3, 13-5	101834601	7-15	101892501	11-5, 11-7
1017948	13-3	101834801	11-3	101892601	11-5, 11-7
1017949	13-3, 13-5	101836201	10-7	101892701	11-9
1017950	13-3, 13-5	101837301	6-17	101892901	11-3
1017953	13-3, 13-5	101838201	15-9	101893201	11-5, 11-7
101802201	15-7	101838301	15-9	101893801	11-3
101802202	15-7	101838401	15-9, 15-11	101893901	11-5, 11-7
101802203	15-7	101838501	15-9	101895401	14-3, 14-5
101808401	16-3	101838601	15-9, 15-11	101895501	14-3, 14-5
101809101	16-5	101851101	6-3, 12-3	101895601	14-3
101811401	1-11, 8-11	101856002	12-9	101895701	14-3
101813202	16-3	101856201	1-11, 8-11	101895801	14-3
101815501	4-3	101869302	6-15	101895901	14-3
101815502	4-3	101871001	16-3	101896501	6-15
101816301	4-3	101874901	6-15	101897001	14-3, 14-5
101816501	4-3	101875001	6-15	101897201	14-3, 14-5
101816502	4-3	101875102	6-15	101897401	14-3, 14-5
101820201	8-7	101875201	6-15	101897601	14-3, 14-5
101823101	16-9	101875301	6-15	101898001	6-5
101823201	4-3	101875401	6-15	101903601	14-3, 14-5
101823301	4-3	101875501	6-15	101903701	14-3, 14-5
101823302	4-3	101875601	6-15	101905601	8-5
101823801	4-3	101875701	6-15	101906901	14-3, 14-5
101823901	4-3	101875802	6-15	101908401	12-9
101824001	4-3	101876001	6-15	101908701	12-15
101824002	4-3	101876202	6-15	101909201	7-5
101824401	8-3	101876301	6-15	101909301	7-5
101825101	3-3, 3-5	101876402	6-15	101909401	7-5
101827101	7-15	101876501	6-15	101909701	7-3
101828301	15-7	101877601	6-15	101910501	11-9
101828501	15-7, 15-9	101877701	6-15	101914401	15-7, 15-9
101828801	15-5, 15-7	101878101	6-15	101915401	7-11
101828802	15-5, 15-7	101879001	6-15	101915501	7-13



INDEX

101915601	7-3	101987501	15-11	102289301	5-11, 5-15
101915801	7-5	102003201	8-3	102289401	5-13
101916701	6-17, 10-3	102022601	5-11	102289501	5-13, 5-15
101920101	13-3, 13-5, 13-7, 13-9	102031901	11-9	102289601	5-13
101922101	14-3, 14-5	102061201	16-9	102289701	5-13
101922201	14-3, 14-5	102065901	7-15	102289801	5-15
101922301	7-13	102169401	16-7	102289901	5-13
101923001	14-3, 14-5	102186001	13-7, 13-9	102290120	5-7, 5-9
101923201	14-3, 14-5	102186101	13-7, 13-9	102292201	4-7, 4-9
101923501	14-3, 14-5	102186201	13-7, 13-9	102292356	1-7, 1-9
101923701	14-3, 14-5	102186401	13-7, 13-9	102292701	1-9, 1-19
101923901	14-3, 14-5	102186701	13-7, 13-9	102292801	4-5
101926901	11-3	102186901	13-7, 13-9	102293512	12-13
101927101	11-3	102187001	13-7, 13-9	102296020	1-5, 5-3, 6-5, 8-3, 8-11
101927201	11-3	102187101	13-7, 13-9	102296040	6-5, 11-11
101927301	11-3	102196901	12-3	102296140	1-27, 1-29
101927501	11-5, 11-7	102235201	13-3, 13-5, 13-7, 13-9	102296401	1-27, 1-29
101927601	11-5, 11-7	102240501	12-15	102296530	1-17, 1-31, 1-35, 1-37, 1-39
101927701	11-5, 11-7	102241501	16-7	102296601	1-9, 1-19
101927901	11-5, 11-7	102241502	16-7	102296716	12-9, 12-15
101928001	11-5, 11-7	102242101	10-7	102296819	1-7
101928101	11-5, 11-7	102243402	16-7	102296920	1-9, 11-11, 12-9
101928301	11-9	102243403	13-3, 13-5, 13-7, 13-9	102297125	1-17, 8-11
101928601	11-3	102248803	16-7	102297230	1-19
101928701	11-3, 14-3, 14-5, 16-7	102249901	16-3	102297901	4-7, 4-9
101929301	7-5	102251501	16-7	102298020	1-9
101929802	10-3	102251901	13-3	102298030	1-11, 1-13, 1-19, 1-31, 4-7, 4-9
101933101	16-7	102265601	13-3, 13-5	102298116	5-7, 5-9
101939901	6-15	102265701	13-3, 13-5	102298130	5-7, 5-9
101942301	13-3, 13-5, 13-7, 13-9	102265901	13-3, 13-5	102298170	5-17, 5-19, 5-21
101953901	7-3	102266001	13-3, 13-5	102298185	5-17, 5-19, 5-21
101956503	12-15	102266101	13-3, 13-5	102298240	1-17, 1-19, 1-31
101958201	15-11	102267001	13-3, 13-5	102298401	1-3, 1-27, 1-29, 5-17, 5-19, 5-21
101958301	15-11	102273201	15-5	102298580	1-19
101960501	3-3	102273301	15-5	102298601	1-19
101963401	7-15	102273401	15-5	102298716	1-9, 1-19
101972001	16-7	102273601	15-5	102298720	1-31, 1-33, 1-35, 1-37, 1-39
101972002	16-7	102273701	15-3, 15-5	102298745	1-33, 1-35, 1-37, 1-39
101972003	16-7	102273801	15-3, 15-5	102298770	12-13
101972004	16-7	102273901	15-3, 15-5	102299065	1-23, 1-27, 1-29
101972005	16-7	102274001	15-5	102299360	1-27, 1-29
101972006	16-7	102279001	1-19	102299601	1-27, 1-29
101972007	16-7	102279103	1-19	102302504	1-9
101972009	16-7	102279104	1-19	102302604	1-9
101972011	16-7	102287101	5-13	102304701	7-9
101972012	16-7	102287201	5-15	102327801	13-3
101972101	14-3, 14-5	102287601	5-13	102330901	16-9
101972201	14-3, 14-5	102287701	5-13	102336001	8-9
101973101	8-5	102287901	5-15	102353201	5-15
101973201	8-5	102288101	5-13, 5-15	102353301	5-15
101973501	15-11	102288401	5-15	102353401	5-15
101976601	15-11	102288601	5-11	102355301	6-5
101979101	11-11	102288901	5-13	102356601	14-3, 14-5
101980801	11-5, 11-7	102289001	5-11	102356801	14-3, 14-5
101980901	11-5, 11-7	102289101	5-15	102357001	14-3, 14-5
101981001	11-5, 11-7	102289201	5-11, 5-15	102357701	5-15



INDEX

102380401	1-7	102508601	12-3	102522608	2-3, 2-5
102400002	1-27, 1-29	102508701	12-3	102522609	2-3, 2-5
102400102	1-27, 1-29	102508901	1-29	102522701	12-15
102400202	1-23	102508902	1-27	102522901	6-3, 12-3
102400302	1-23	102509301	5-19	102523101	1-7
102453001	11-7	102509701	12-13	102523901	1-9
102453101	11-7	102509801	12-13	102526201	11-3
102500501	1-19	102510001	12-3	102526401	12-13
102500601	1-19	102510101	12-7	102526801	12-13
102500801	4-7, 4-9	102510201	12-13	102527501	3-5
102501401	1-19	102510601	12-13	102531001	1-33, 1-35, 1-37, 1-39
102501402	1-19	102510802	12-15	102531402	1-33, 1-35, 1-37, 1-39
102501501	1-5	102510901	12-9	102531501	1-31, 1-35, 1-37, 1-39
102502301	1-19	102511101	12-9	102531601	1-33, 1-35, 1-37, 1-39
102502302	1-19	102511301	12-13	102531701	1-31, 1-35
102502304	1-19	102511302	12-13	102531702	1-31, 1-37
102502305	1-19	102511601	1-29	102531704	1-31, 1-39
102502306	1-19	102511602	1-27	102534001	12-13
102502307	1-19	102511702	1-11	102534201	1-3, 1-33, 1-35, 1-37, 1-39
102502308	1-19	102512001	11-11	102534403	1-5
102502309	1-19	102512401	1-27, 1-29	102534404	1-5
102502311	1-19	102513001	5-17	102534801	1-35, 1-37, 1-39, 5-21
102502313	1-19	102513102	4-7, 8-9	102536601	6-3, 12-3
102502401	1-5	102513301	1-27, 1-29	102536602	6-3
102502402	1-5	102513501	1-27, 1-29	102536603	12-3
102502404	1-5	102513701	8-3	102536605	12-3
102502405	1-5	102514201	8-3	102538101	3-3, 5-3
102502406	1-5	102514401	1-11, 8-11	102538201	3-5, 5-3
102502407	1-5	102514601	11-11	102538601	12-9
102502408	1-5	102514701	8-3	102540301	7-15
102502409	1-5	102515001	6-3, 6-13	102540601	2-5
102502411	1-5	102515101	6-3	102540701	2-5
102502413	1-5	102515301	11-11	102540801	5-3
102502501	1-5	102515401	11-3	102540901	3-3, 3-5
102502601	1-5	102515501	11-11	102541425	1-31, 1-35, 1-37, 1-39
102502901	1-19	102515601	11-11	102543901	1-23
102503001	1-19	102516001	11-13	102543902	1-23
102503221	1-17, 1-31, 1-35	102516901	1-13	102544201	1-23, 1-27, 1-29
102503222	1-17, 1-31, 1-37	102517001	1-17	102544901	1-35, 1-37, 1-39, 5-21
102503224	1-17, 1-31, 1-39	102517801	3-3	102545601	1-19
102503225	1-17, 1-31	102517901	3-3	102545602	1-19
102503901	1-17	102518001	3-5	102550301	12-7
102504001	1-17	102518101	3-5	102551701	1-17
102504201	1-17	102518301	3-5	102551901	4-7, 4-9
102504301	1-17	102519201	3-3	102552001	4-7, 4-9
102504501	1-17	102519301	3-3, 3-5	102553901	1-21
102504802	1-9	102519401	3-5	102554901	11-11
102505701	5-13	102520001	12-9	102555501	16-3
102506201	5-17, 5-19, 5-21	102520701	1-29	102555901	3-5
102506301	5-17, 5-19, 5-21	102520702	1-27	102556701	2-5
102506401	5-17, 5-19, 5-21	102521301	8-11	102556801	2-5
102506601	5-17, 5-19, 5-21	102521401	8-11	102557201	1-7
102507101	5-9	102521901	1-9	102557801	2-3, 2-5
102508201	1-13	102522301	9-3	102558201	8-11
102508202	1-13	102522604	2-3	102558301	8-11
102508401	12-9	102522605	2-3	102558401	8-11



INDEX

102558501	8-11	102590001	12-7	103325601	13-5
102558601	8-11	102594301	4-7, 4-9	103325701	13-5
102558701	8-11	102601501	16-5	103327601	1-17
102558801	4-11, 4-13	102603501	16-5	103327701	4-11
102558901	4-11, 4-13	102605201	16-5	103327901	4-13
102559001	4-11, 4-13	102606101	16-5	103330601	1-3
102559101	4-11, 4-13	102607501	16-5	103337601	13-5
102559301	4-11, 4-13	102668801	16-9	103344301	4-11, 4-13
102559401	4-11, 4-13	102669901	16-7	103345701	10-3
102559601	4-11, 4-13	102674001	16-5	103388501	5-13
102559701	4-11, 4-13	102674101	16-5	103397901	15-5, 15-7
102562101	1-19	102674201	16-5	103403201	12-15
102562401	16-3	102674401	16-9	103414901	15-5, 15-7
102562701	1-15	102674601	16-9	103423001	1-15
102562801	1-15	102675001	16-5	103423002	1-15
102562901	1-15	102675101	16-5	103423004	1-15
102563001	4-11, 4-13	102675201	16-5	103428501	15-3
102563101	4-11, 4-13	102675301	16-5	103428601	15-3
102564901	5-11	102675401	16-5	103428701	15-3
102565101	5-11	102686101	16-3	103428801	15-3
102565201	5-11	102704801	13-7, 13-9	103429001	15-3
102565301	5-11	102704901	13-7, 13-9	103429101	15-3
102565701	5-11	102751601	8-3	103429201	15-3
102565801	5-11	102753401	7-9	103429301	15-3
102565901	5-11	102771701	14-5	103429501	15-3
102566001	5-11	102803301	6-5	103429601	15-3
102566101	5-11	102806201	12-15	103429701	15-3
102568701	1-17	102865101	8-3	103434001	15-3
102569304	2-3	102878101	5-15	103439901	15-3
102569309	2-3, 2-5	102878201	5-13, 5-15	103447901	1-15
102570401	16-11	102886301	14-5	103499101	15-3
102570901	1-35	102886401	14-5	103499102	15-3
102570902	1-37	102886501	14-5	103499103	15-3
102570904	1-39	102886601	14-5	103512801	15-3
102571301	5-3	102952202	8-3	103512901	15-3
102572201	1-31, 1-35, 1-37, 1-39	102956201	5-13, 5-15	103517401	15-3
102572401	12-3	102956301	12-11	103517601	15-5
102573101	1-31, 1-35, 1-37, 1-39	102956401	12-11	103528501	4-5
102574801	1-31, 1-35, 1-37, 1-39	102956501	12-11	103528601	4-5
102574901	1-31, 1-35, 1-37, 1-39	102958001	12-11	103528701	4-5
102575101	1-31, 1-35, 1-37, 1-39	102967901	1-19	103528702	4-5
102575201	1-31, 1-35, 1-37, 1-39	102973801	5-15	103528801	4-5
102576801	12-9	103196001	1-27, 1-29	103535001	4-5, 4-7, 4-9
102577001	12-13	103199301	1-27, 1-29	103572501	13-9
102577002	12-13	103200301	1-27, 1-29	96704416	7-15
102584701	1-33, 1-35, 1-37, 1-39	103205101	1-27, 1-29		
102584801	1-33, 1-35, 1-37, 1-39	103209501	5-7		
102585801	12-7	103210101	1-27, 1-29		
102586201	6-9	103226201	12-11		
102587401	4-11, 4-13	103226301	12-11		
102587501	4-11, 4-13	103226401	12-11		
102588301	8-11	103226601	12-11		
102588501	5-17, 5-19, 5-21	103226701	12-11		
102588601	5-13	103238501	3-5		
102588701	4-11, 4-13	103262001	12-15		
102588901	4-11, 4-13	103325501	13-5		
				A	
				absorber, front shock	5-13
				absorber, rear shock	5-17, 5-19, 5-21
				AC cord	15-5, 15-7, 15-9, 15-11
				AC cord bushing	15-3, 15-5
				AC cord receptacle	15-11
				AC cordset	15-3
				accelerator cable	4-7, 8-9
				accelerator pedal	4-11, 4-13
				accelerator pedal adjustment tool	16-3

INDEX

accelerator pedal pad 4-11, 4-13
access panel 1-19
adapter
 cable (IQDM) 16-7
adhesive, guide ring 16-3
adjuster
 hydraulic brake 16-7
air filter 8-11
air filter canister evacuation valve 8-11
air intake assembly 8-11
air intake cover 8-11
air intake hose 8-11
ammeter 15-3, 15-5, 15-7, 15-9, 15-11
arbor 16-3
arm
 governor 11-3
 pivot 11-3
 rocker 7-9
armature 6-15, 13-3, 13-5, 13-7, 13-9
armature conversion kit 6-15
armrest 1-15, 1-31, 1-35, 1-37, 1-39
assembly
 armature 6-15
 axle 11-9
 brake lever 4-3
 brush connector 6-15
 brush holder 6-15
 carburetor 8-5
 connecting rod 7-13
 drive hub 10-3
 driven clutch 10-7
 driven clutch fixed-face 10-7
 field coil 6-15
 float 8-5
 frame and field (motor) 13-7, 13-9
 fuel tank vent 8-3
 governor 11-5, 11-7
 idle screw 8-5
 moveable-face 10-3, 10-7
 pilot air screw 8-5
 score card plate 5-5
 secondary clutch weight 10-3
axle 11-9, 14-3, 14-5
axle shaft oil seal 11-9, 14-3, 14-5
axle tube 14-3, 14-5

B

backing plate, brake 4-3
backrest 1-17, 1-31, 1-35, 1-37, 1-39
bag hoop 1-17
bag strap 1-17
bag strap buckle 1-17
bag well liner 1-21
bag, desiccant 10-3
ball joint 5-11
ball stud 11-11

ball, bearing 5-11
ball, shifter 11-5, 11-7
ball, steel pressure relief 7-7
band, RPM limiter mount 7-5
barb, vent 8-3
barrel, plastic 1-7, 1-9, 1-17, 1-21, 1-31, 1-33, 1-35, 1-37, 1-39, 4-7, 4-9
battery cable 12-13
battery cap, 6-volt 12-13
battery charger 15-5, 15-7, 15-9, 15-11
battery charger case 15-5, 15-7, 15-9, 15-11
battery charger handle 15-5
battery charger receptacle 12-13
battery charger transformer 15-5, 15-7, 15-9, 15-11
battery clamp 6-5
battery condition indicator 12-3
battery discharge machine 16-3
battery light 12-3
battery terminal protector spray 16-3
battery thermometer 16-3
battery, 12-volt 6-5
battery, 12-volt, Trojan T1275, moist 12-13
battery, 12-volt, Trojan T1275, wet 12-13
bearing 14-3, 14-5
 ball 5-11
 ball (motor) 13-7, 13-9
 idler 10-3
 inner axle tube 11-9, 14-3, 14-5
 needle 11-5, 11-7
 outer axle tube 11-9
bearing and oil seal remover 16-3
bearing driver set 16-3
bearing puller 16-3
bearing puller wedge 16-3
bearing retainer 13-3, 13-5
beauty panel, front 1-5
beauty panel, rear 1-19
bellows, steering 5-11
belt, drive 10-5
belt, starter/generator 6-17, 10-3
bezel, FNR 11-11
body kick plate 1-11, 1-13
body, front 1-5, 1-19
body, under 1-19
bolt, U- 1-35, 1-37, 1-39, 5-21
boot, switch 12-9
bottom seat 1-15
bracket 7-3
 accelerator cable 8-9
 adjustable starter/generator 6-17
 governor cable 8-9
 muffler mounting 9-3
 oil filter mount 7-7
 oil level switch 7-11
 relay mounting 15-9

RPM limiter 7-5
shock absorber 5-17, 5-19, 5-21
shock mounting 5-17, 5-19, 5-21
snubber 7-15
starter/generator mounting 6-17
throttle spring return 8-7
bracket, clamshell 1-9
brake adjusting mechanism 4-3
brake adjustment tool 16-3
brake backing plate 4-3
brake cable release tool 16-3
brake cluster 4-3
brake drum 4-3
brake lever 4-3
brake pedal 4-11, 4-13
brake pedal adjustment tool 16-3
brake pedal pad 4-11, 4-13
brake pedal tension tool 16-3
brake return spring 4-11, 4-13
brake rod 4-11, 4-13
brake self-adjusting mechanism 4-3
brake shoe 4-3
brake spring 4-3
breaker, circuit 15-3, 15-5, 15-7, 15-9, 15-11
breather 11-3, 14-3, 14-5
brow 1-5
brow cap 1-5
brush 13-3, 13-5, 13-7, 13-9
brush and screw set 6-15
brush box assembly 13-7, 13-9
brush connector 6-15
brush holder 6-15
brush inspection port cover 6-15
brush port cover 6-15
brush rigging 13-3, 13-5, 13-7, 13-9
brush spring 13-3, 13-5, 13-7, 13-9
brush spring set 6-15
bucket, electric vehicle 12-13
bucket, gas vehicle 8-3
buckle, bag strap 1-17
bumper 1-3
 drive unit (motor) 13-3, 13-5, 13-7, 13-9
 jounce 1-35, 1-37, 1-39, 5-21
 jounce, bracket 1-35, 1-37, 1-39, 5-21
bushing 5-13, 5-15, 5-17, 5-19, 5-21, 10-3
 AC cord 15-3, 15-5
bushing, insulated 13-3, 13-5
button, drive 10-7
buzzer, reverse 6-3, 12-3

C

cable
 accelerator 4-7, 8-9
 FNR shifter 11-13
 governor 8-9
 IQDM 16-7

INDEX

cable support bracket 11-11
cable, battery 12-13
calibration test module 16-3
cam
 driven clutch 10-7
 neutral lockout 11-11
cam installation tool 16-3
camshaft 7-11
canopy 1-27, 1-29
canopy bracket 1-19
canopy component kit 1-29
canopy cover 1-23, 1-27, 1-29
canopy drain cover 1-27, 1-29
canopy handle 1-27, 1-29
canopy hardware 1-27, 1-29
canopy support 1-27, 1-29
cap
 battery, 6-volt 12-13
 dust 12-3
 fuel tank 8-3
 key switch 6-3, 12-3
 spark plug 7-5
cap, SAM 1-23
carburetor 8-5
carburetor float level tool 16-7
carburetor insulator 8-7, 13-3, 13-5
carburetor mounting gasket 8-7
card, safety first 16-9
case
 battery charger 15-5, 15-7, 15-9, 15-11
 differential gear 11-9
 gear 11-3, 14-3, 14-5
 rocker 7-9
case, charger 15-3
charger bezel tool 16-3
charger board relay 15-3
charger case 15-3
charger hardware 15-3
charger legs 15-3
charger wires 15-3
charger, battery 15-5, 15-7
choke bottom rod 1-11, 8-11
choke lever 1-11, 8-11
circuit breaker 15-3, 15-5, 15-7, 15-9, 15-11
clamp
 battery 6-5
 cable retaining 8-9
 hose 8-3, 8-7
 muffler hose 9-3
clamshell bracket 1-9
clip, body trim 1-9, 1-19
clip, score card 5-3, 5-5
closeout 12-13
cluster idler gear 11-5, 11-7
cluster, brake 4-3
clutch alignment tool 16-5

clutch pulley 10-3
clutch removal tool 16-3
clutch repair kit 10-7
clutch tool kit 16-5
clutch weight 10-3
clutch, drive 10-3
clutch, driven 10-7
coil, field 6-15
coil, ignition 7-5
collet 7-9
column, steering 5-7, 5-9
comfort grip steering wheel kit 5-3
communication display module 16-5
component mounting plate 12-15
compression gauge 16-5
compression spring 1-11, 8-11
compressor, piston ring 16-9
compressor, valve spring 16-11
computer, v 3.0 onboard 12-15
connecting rod 7-13
connector tube, handrail 1-31, 1-35, 1-37, 1-39
connector, 9-pin 6-3, 6-13, 12-3
connector, a- 6-15
continuity tester 16-5
controller, motor speed 12-15
controller, speed 12-15
cord connector 7-11
cord set, DC 15-5
cord, AC 15-5, 15-7, 15-9, 15-11
cord, DC 15-7, 15-9, 15-11
Cordset
 PD3, AC 114" 15-3
 PD3, AC 80" 15-3
 PD3, DC 113" 15-3
 PD3, DC 154" 15-3
 PD3, DC 205" 15-3
counterbalance guide shaft 7-13
counterbalance weight 7-13
coupler, SPWS 12-11
cover
 air intake 8-11
 brush inspection port 6-15
 brush port 6-15
 crankcase 7-11
 dust 4-3
 electronics module 12-9
 oil pump 7-7
cover plate 13-7, 13-9
cover, canopy drain 1-27, 1-29
cover, drain 1-25
cover, steering column 5-3
crankcase 7-13
crankcase cover gasket 7-9, 7-11
crankcase vent tube 8-7
crankshaft 7-13
crankshaft seal 7-11

crankshaft shim 7-13
current limiter 15-11
cushion, shock absorber 5-17, 5-19, 5-21
cutter, valve seat 16-5, 16-11

D

damper, RPM limiter 7-5
dash 1-7
dash support assembly 5-13
dash tray 1-7
DC cord 15-7, 15-9, 15-11
DC cord set 15-5
DC cordset 15-3
decal
 battery weight warning 3-5
 Club Car clip 3-3, 3-5
 component mounting plate 3-5
 electrical cover safety 3-5
 four-passenger warning 1-35, 1-37, 1-39, 3-7
 frame ground warning 3-3
 gas and governor warning 3-3
 IR/Club Car 1-9
 on/off 3-3, 3-5
 operating instructions 3-3, 3-5, 5-3
 operating instructions (electric) 3-5
 operating instructions (gas) 3-3
 private speed mode 3-5
 rollover warning 3-3, 3-5
 rotating parts 3-3
 Tow/Run switch 3-5
 warning, battery weight 3-5
desiccant bag 10-3
DF-terminal insulator 6-15
diesel tachometer probe 16-9
differential 14-3
 drive unit 14-5
differential gear 11-9, 14-3, 14-5
differential gear case 11-9
differential housing 14-3, 14-5
differential idler gear 11-9
diode 12-9
diode, tow switch 12-7
dipstick 7-3
drain cover 1-25
drain plug 7-7
drain plug gasket 7-7, 11-3
drive belt 10-5
drive button 10-7
drive clutch 10-3
drive clutch button 10-3
drive clutch fixed sheave tool 16-5
drive clutch fixed-face 10-3
drive clutch holder tool 16-5
drive clutch hub puller 16-5

INDEX

drive clutch puller 16-5
drive clutch spider removal tool 16-5
drive clutch spring 10-3
drive clutch weight 10-3
drive hub 10-3
drive unit 14-3
drive unit bumper 13-3, 13-5, 13-7, 13-9
driven clutch 10-7
driven clutch button 10-7
driven clutch cam 10-7
driven clutch cam puller 16-5
driven clutch fixed-face assembly 10-7
driven clutch puller plug 16-5
driven clutch spring compression base tool 16-5
driven clutch spring compression collar tool 16-5
driven clutch spring compression nut tool 16-5
driver, drive clutch 10-3
drum, brake 4-3
dry moly lubricant 16-7
dust cap 12-3
dust cover 4-3
dust seal 5-11

E

eccentric adjustment screw 5-15
end bell, commutator 6-15
end bell, output shaft 6-15
end cap, motor 13-3, 13-5, 13-7, 13-9
end shield
 motor 13-3, 13-5
end, tie rod 5-11
engine 7-3
engine mounting plate 7-15
engine shroud 7-3
engine valve spring 7-9
exhaust system 9-3
exhaust valve 7-9

F

face, moveable 10-3, 10-7
fan housing 7-3
fan shroud 7-3
fan, flywheel 7-5
fascia 1-5
field coil 6-15
field coil housing 6-15
fill plug 11-3
filter
 air 8-11
 fuel 8-3
 oil 7-7
fixed-face, drive clutch 10-3
fixed-face, driven clutch 10-7

float 8-5
floor cover plate 4-7, 4-9
floor mat 1-33, 1-35, 1-37, 1-39
floor mat 1-9
floor mat retainer 1-9
flywheel 7-5
flywheel fan plate 7-5
flywheel puller 16-7
FNR bezel 11-11
FNR handle 11-11
FNR housing 12-9
FNR shift lever 11-3
FNR shifter 11-11
FNR shifter base 11-11
FNR shifter cable 11-13
foam tape 1-19
foot deck 1-33, 1-35, 1-37, 1-39
fork, shift 11-5, 11-7
four-passenger conversion kit 1-35, 1-37
four-passenger kit 1-39
frame and field assembly (motor) 13-7, 13-9
front body 1-5, 1-19
front body, beauty panel 1-5
front hub 5-15
front suspension structure 5-13
F-terminal hardware 6-15
f-terminal insulator 6-15
fuel filter 8-3
fuel line 8-3, 8-7
fuel pickup tube 8-3
fuel pump, impulse 8-3
fuel tank 8-3
fuel tank cap 8-3
fuel tank hold-down 8-3
fuel tank vent 8-3
fuse 15-7, 15-9, 15-11
 10-amp 6-5
 15-amp 12-9
 charger 15-3, 15-5
fuse cover, sealed 6-5

G

gasket 14-3, 14-5
 air intake 8-11
 carburetor mounting 8-5, 8-7
 crankcase cover 7-9, 7-11
 drain plug 7-7, 11-3
 exhaust 7-9, 9-3
 head 7-9
 insulator 7-9, 8-7
 liquid 11-3, 14-3, 14-5, 16-7
 oil pump 7-7
 rocker case 7-9
gasket kit, FE290 7-9
gauge, compression 16-5
GCOR 4-11

gear
 case 11-3, 14-3, 14-5
 cluster idler 11-5, 11-7
 differential 11-9, 14-3, 14-5
 differential idler 11-9, 14-3, 14-5
 differential output 14-3, 14-5
 helical 7-13, 11-5, 11-7, 11-9
 spur 7-13, 11-5, 11-7
 steering 5-11
 synchro 11-5, 11-7
gear yoke 16-7
governor 11-5, 11-7
governor arm 11-3
governor cable 8-9
governor cable bracket 8-9
governor shaft installation tool 16-7
governor shield 8-7
grip, pencil 5-3, 5-5
grommet 8-3
guide
 intake valve 7-9
 valve seat cutter 16-11
guide ring adhesive 16-3

H

hand rail 1-33, 1-35, 1-37, 1-39
handle, battery charger 15-5
handle, FNR 11-11
handrail connector tube 1-31, 1-35, 1-37, 1-39
hardware kit, charger 15-3
hardware, F-terminal 6-15
harness, instrument panel 6-3, 6-13, 12-3
harness, wire 6-9, 12-7
head gasket 7-9
head, FE290 7-9
heatsink 12-15, 15-5
heatsink and rectifier 15-7, 15-9, 15-11
helical gear 7-13, 11-5, 11-7, 11-9
hip restraint 1-15, 1-31, 1-35, 1-37, 1-39
hold-down, fuel tank 8-3
hoop, bag 1-17
hose, air intake 8-11
hose, fuel 8-3
hose, SPWS 12-11
housing
 3-pin 13-3, 13-5, 13-7, 13-9
 differential 14-3, 14-5
 fan 7-3
 field coil 6-15
hub 5-15
hub, front 5-15
hub, synchronizer clutch 11-5, 11-7
hubcap 5-15
hydraulic brake adjuster 16-7
hydrometer 16-7

INDEX

- I**
- idle screw assembly 8-5
 - idler bearing 10-3
 - idler gear, differential 14-3, 14-5
 - ignition coil 7-5
 - inner frame snubber 7-15
 - input shaft 11-5, 14-3, 14-5
 - insert, synchronizer 11-5, 11-7
 - instrument panel 6-3, 12-3
 - instrument panel harness 6-3, 6-13, 12-3
 - insulated bushing 13-3, 13-5
 - insulator gasket 7-9, 8-7
 - insulator, carburetor 8-7, 13-3, 13-5
 - intake assembly 8-11
 - intake cover 8-11
 - intake hose 8-11
 - intake pipe 8-7
 - intake valve 7-9
 - intermediate shaft 14-3, 14-5
 - internal retaining ring pliers 16-7
 - IQ display module (IQDM) 16-7
- J**
- J-clip 1-19
 - jet, main 8-5
 - jet, pilot 8-5
 - joint
 - ball 5-11
 - jounce bumper 1-35, 1-37, 1-39, 5-21
 - jounce bumper bracket 1-35, 1-37, 1-39, 5-21
- K**
- key
 - crankshaft 7-5, 7-13
 - driven clutch 10-7
 - On/Off 6-3, 12-3
 - square 10-7
 - starter/generator 6-15
 - woodruff 11-3
 - key switch 6-3, 12-3
 - key switch cap 6-3, 12-3
 - kick plate 1-11
 - kick plate, body 1-11, 1-13
 - king pin 5-15
 - kit
 - 3-pin housing 13-3, 13-5, 13-7, 13-9
 - brake pedal adjustment tool 16-3
 - brake shoe retainer 4-3
 - canopy component 1-29
 - clutch repair 10-7
 - comfort grip steering wheel 5-3
 - differential gear case 11-9
 - drive clutch button 10-3
 - drive clutch weight 10-3
 - driven clutch button 10-7
 - four-passenger 1-39
 - front hub replacement 5-15
 - impulse fuel pump rebuild 8-3
 - IQ display module (IQDM) 16-7
 - magnet and bearing 13-3, 13-5
 - motor brush 13-7, 13-9
 - motor brush spring 13-7, 13-9
 - motor cover plate 13-7, 13-9
 - motor speed sensor 13-7, 13-9
 - motor terminal hardware 13-7, 13-9
 - neutral lockout cam 11-11
 - PD3 Cordest, AC 114" 15-3
 - PD3 Cordest, AC 80" 15-3
 - PD3 Cordest, DC 113" 15-3
 - PD3 Cordest, DC 154" 15-3
 - PD3 Cordest, DC 205" 15-3
 - PD3 hardware 15-3
 - PD3 wiring 15-3
 - shock absorber cushion 5-17, 5-19, 5-21
 - SPWS (single-point watering system) 12-11
 - tune-up 16-9
- L**
- L-bracket, motor 13-7, 13-9
 - leaf spring 1-35, 1-37, 1-39, 5-15, 5-17, 5-19, 5-21
 - legs, charger 15-3
 - lever
 - change 11-3
 - choke 1-11, 8-11
 - light
 - battery 12-3
 - oil 6-3
 - limit switch 11-11
 - limiter
 - current 15-11
 - RPM 7-5
 - line, fuel 8-3, 8-7
 - liquid gasket 11-3, 14-3, 14-5, 16-7
 - low oil warning light 6-3
 - lubricant, dry moly 16-7
 - lubricant, moly-teflon 13-3, 13-5, 13-7, 13-9, 16-7
 - lug nut 2-3, 2-5
 - lug stud 5-15, 11-9, 14-3, 14-5
- M**
- magnet and bearing kit 13-3, 13-5
 - magnet, speed sensor 13-3, 13-5, 13-7, 13-9
 - main jet 8-5
 - main nozzle 8-5
 - manifold, SPWS 12-11
 - mat, floor 1-9, 1-33, 1-35, 1-37, 1-39
 - MCOR 4-13
 - mechanism, brake adjusting 4-3
 - meter, volt ohm 16-11
 - module
 - calibration test 16-3
 - communication display 16-5
 - moly-teflon lubricant 16-7
 - motor
 - 48-volt 13-5
 - 48-volt IQ 13-3, 13-7, 13-9
 - motor armature 13-3, 13-5
 - motor brush 13-3, 13-5
 - motor brush kit 13-7, 13-9
 - motor brush spring kit 13-7, 13-9
 - motor bumper 13-3, 13-5, 13-7, 13-9
 - motor controller 12-15
 - motor end cap 13-3, 13-5, 13-7, 13-9
 - motor end shield 13-3, 13-5
 - motor L-bracket 13-7, 13-9
 - motor magnet, speed sensor 13-3, 13-5, 13-7, 13-9
 - motor speed controller 12-15
 - motor speed sensor 13-3, 13-5, 13-7, 13-9
 - motor speed sensor kit 13-7, 13-9
 - motor stator shell and winding 13-3, 13-5
 - motor terminal hardware kit 13-7, 13-9
 - moveable-face 10-3, 10-7
 - muffler hose clamp 9-3
- N**
- nameplate 1-5
 - needle bearing 11-5, 11-7
 - neutral lockout cam 11-11
 - nozzle, main 8-5
 - nut, lug 2-3, 2-5
- O**
- oil filler tube 7-3
 - oil filter 7-7
 - oil filter mount bracket 7-7
 - oil filter screen 7-11
 - oil filter screen plate 7-11
 - oil level sensor 7-11
 - oil level switch bracket 7-11
 - oil pump and rotor 7-7
 - oil pump cover 7-7
 - oil pump gasket 7-7
 - oil pump plate 7-7
 - oil seal 7-9, 7-13, 11-3, 11-5, 11-7
 - oil warning light, low 6-3
 - onboard computer (v 3.0) 12-15
 - O-ring 7-3, 7-9, 7-11, 7-13, 12-11
- P**
- pad
 - accelerator pedal 4-11, 4-13
 - brake pedal 4-11, 4-13

INDEX

park brake pedal 4-11, 4-13
 paint, touch-up 16-7
 panel
 SAM 1-17
 panel, access 1-19
 panel, beauty
 front body 1-5
 rear body 1-19
 park brake pad 4-11, 4-13
 pedal assembly 4-11, 4-13
 pedal group 4-11, 4-13
 pedal spring kit 4-11, 4-13
 pencil grip 5-3, 5-5
 pilot air screw 8-5
 pilot jet 8-5
 pin, differential 11-9
 pin, king 5-15
 pin, piston 7-13
 pinion, steering 5-11
 pipe, intake 8-7
 piston 7-13
 piston ring 7-13
 piston ring compressor 16-9
 piston ring pliers 16-9
 pivot arm 11-3
 plate
 backing (brake) 4-3
 cover 13-7, 13-9
 engine mounting 7-15
 flywheel fan 7-5
 kick 1-11
 oil filter screen 7-11
 oil pump 7-7
 score card 5-5
 thrust 11-5, 11-7, 11-9
 plate, component mounting 12-15
 plate, floor cover 4-7, 4-9
 pliers
 internal retaining ring 16-7
 piston ring 16-9
 retaining ring 16-9
 plug
 drain 7-7
 driven clutch puller 16-5
 fill 11-3
 spark 7-5
 pole set 6-15
 press weldment 16-5
 protector spray, battery terminal 16-3
 puller
 bearing 16-3
 clutch 16-3
 drive clutch 16-5
 drive clutch hub 16-5
 driven clutch cam 16-5
 flywheel 16-7

seal 16-9
 special use tool 16-9
 pulley
 clutch 10-3
 starter-generator 6-15
 pump, impulse fuel 8-3
 push rod 7-9
R
 rack and pinion 5-11
 rack and pinion steering gear box 5-11
 rack, steering 5-11
 reaf-facing seat 1-39
 reamer, valve guide 16-9
 rear body, beauty panel 1-19
 receptacle, AC cord 15-11
 receptacle, battery charger 12-13
 rectifier with heatsink 15-7, 15-9, 15-11
 regulator, voltage 6-5
 relay 15-9, 15-11
 relay mounting bracket 15-9
 relay, charger board 15-3
 remover, bearing and oil seal 16-3
 resistor 12-15
 restraint, hip 1-15, 1-31, 1-35, 1-37, 1-39
 retainer
 bearing 13-3, 13-5
 brake shoe 4-3
 shock absorber cushion 5-17, 5-19, 5-21
 spring (drive clutch) 10-3
 valve spring 7-9
 retainer, floormat 1-9
 retaining ring pliers 16-9
 return spring, brake 4-11, 4-13
 reverse buzzer 6-3, 12-3
 rigging, brush 13-3, 13-5
 ring
 piston 7-13
 retaining 10-3, 10-7, 11-11
 snap 7-9, 7-13
 spiral backup 10-3
 synchronizer 11-5, 11-7
 rocker arm 7-9
 rocker case 7-9
 rocker case gasket 7-9
 rocker shaft 7-9
 rocker switch 12-9
 rod
 brake 4-11, 4-13
 connecting 7-13
 crankshaft 7-13
 push 7-9
 shift 11-5, 11-7
 rotor, oil pump and 7-7
 RPM limiter 7-5
 RPM limiter bracket 7-5

RPM limiter damper 7-5
 RPM limiter mount band 7-5

S

safety first card 16-9
 SAM 1-17
 SAM (structural accessory module) 1-17
 SAM cap 1-23
 SAM panel 1-17
 score card clip 5-3, 5-5
 score card holder 5-3
 score card plate 5-3, 5-5
 screen, oil filter 7-11
 screw, eccentric adjustment 5-15
 screw, valve clearance adjuster 16-9
 seal
 crankshaft 7-11
 dust 5-11
 lip 14-3, 14-5
 oil 7-9, 7-13, 11-3, 11-5, 11-7, 11-9, 14-3, 14-5
 seal puller 16-9
 sealant 11-3, 14-3, 14-5
 seat
 spring 7-9
 valve 7-7
 seat bottom 1-15, 1-31, 1-35, 1-37, 1-39
 seat bracket 1-31, 1-35, 1-37, 1-39
 sensor, motor speed 13-3, 13-5, 13-7, 13-9
 sensor, oil level 7-11
 sensor, speed 13-3, 13-5
 set, brush and screw 6-15
 set, pole 6-15
 shackle 5-17, 5-19, 5-21
 shaft
 change 11-3
 counterbalance guide 7-13
 input 11-5, 14-3, 14-5
 intermediate 14-3, 14-5
 rocker 7-9
 transmission 11-7
 shield, governor 8-7
 shift fork 11-5, 11-7
 shift lever 11-3
 shift rod 11-5, 11-7
 shifter, FNR 11-11
 shim, crankshaft 7-13
 shock absorber (front) 5-13
 shock absorber (rear) 5-17, 5-19, 5-21
 shock absorber cushion 5-17, 5-19, 5-21
 shock absorber cushion retainer 5-17, 5-19, 5-21
 shock mounting bracket 5-17, 5-19, 5-21
 shoe, brake 4-3
 shroud, engine 7-3
 shroud, fan 7-3

INDEX

single-point watering system 12-11
sleeve 5-13, 5-15, 5-17, 5-19, 5-21
 governor 11-5, 11-7
 synchronizer 11-5, 11-7
snap ring 7-9, 7-13
snubber bracket 7-15
snubber, inner frame 7-15
solenoid, 12-volt 6-5
solenoid, 48-volt 12-15
spanner wrench 16-9
spark plug 7-5
spark plug cap 7-5
speed controller 12-15
speed sensor 13-3, 13-5, 13-7, 13-9
speed sensor magnet 13-3, 13-5, 13-7, 13-9
speed sensor, motor 13-3, 13-5, 13-7, 13-9
spindle 5-15
spiral backup ring 10-3
spray, battery terminal protector 16-3
spring
 brake 4-3
 brake return 4-11, 4-13
 brush 6-15, 13-3, 13-5, 13-7, 13-9
 compression 1-11, 5-3, 5-5, 8-11
 drive button 10-3
 drive clutch 10-3
 driven clutch 10-7
 engine valve 7-9
 forward/reverse cam 11-11
 leaf 1-35, 1-37, 1-39, 5-15, 5-17, 5-19, 5-21
 shifter 11-5, 11-7
 synchronizer 11-5, 11-7
 throttle return 8-7
spur gear 7-13, 11-5, 11-7
SPWS 12-11
SPWS (single-point watering system) kit 12-11
SPWS coupler 12-11
SPWS fitting, swivel T 12-11
SPWS hose 12-11
SPWS manifold 12-11
SPWS tubing 12-11
stand-offs, plastic 15-3
starter/generator 6-15
starter/generator belt 6-17, 10-3
starter/generator mounting bracket 6-17
starter/generator pulley 6-15
stator shell and winding 13-3, 13-5
steel pressure relief ball 7-7
steering column 5-7, 5-9
steering column bearing press tool 16-9
steering column cover 5-3
steering column retaining ring tool 16-9
steering gear 5-11
steering pinion 5-11
steering rack 5-11
steering wheel 5-3

steering wheel (comfort grip) kit 5-3
steering wheel puller tool 16-9
steering, rack and pinion gear box 5-11
stem, valve 2-3, 2-5
stiffener, flywheel side 7-15
strap, bag 1-17
stud 7-15
 lug 5-15, 11-9, 14-3, 14-5
stud, ball 11-11
suppressor, voltage 15-7, 15-9, 15-11
suspension, front structure 5-13
switch
 four-position 15-9, 15-11
 key 6-3, 12-3
 limit 11-11
 rocker 12-9
 Tow/Run 12-9
switch rubber boot 12-9
synchro gear 11-5, 11-7
synchronizer clutch hub 11-5, 11-7
synchronizer insert 11-5, 11-7
synchronizer sleeve 11-5, 11-7
synchronizer spring 11-5, 11-7

T
12-volt battery 6-5
12-volt solenoid 6-5
tachometer 16-9
tachometer probe, diesel 16-9
tank, fuel 8-3
tape, foam 1-19
tappet 7-11
tester, continuity 16-5
thermometer, battery 16-3
throttle return spring 8-7
throttle spring return bracket 8-7
thrust plate 11-5, 11-7, 11-9
tie rod end 5-11
tire 2-3, 2-5
tire, pro tour, 205-50 x 10 2-5
tool
 accelerator pedal adjustment 16-3
 belt tensioning, starter/generator 16-11
 brake adjustment 16-3
 brake cable release 16-3
 brake pedal adjustment 16-3
 brake pedal tension 16-3
 cam installation 16-3
 carburetor float level 16-7
 charger bezel 16-3
 clutch alignment 16-5
 cT-wrench 16-5
 drive clutch fixed sheave 16-5
 drive clutch holder 16-5
 drive clutch spider removal 16-5
 driven clutch spring compression base

16-5
driven clutch spring compression collar 16-5
driven clutch spring compression nut 16-5
governor shaft installation 16-7
puller, special use 16-9
steering column bearing press 16-9
steering column retaining ring 16-9
steering wheel puller 16-9
transaxle axle seal 16-9
transaxle pinion seal 16-9
transmission 16-9
 valve guide driver 16-9
 valve seat cutter 16-5
tool kit, clutch 16-5
touch-up paint 16-7
tow switch diode 12-7
Tow/Run switch 12-9
transaxle 14-3, 14-5
transaxle axle seal tool 16-9
transaxle housing 14-3, 14-5
transaxle pinion seal tool 16-9
transaxle, unitized 11-3
transformer 15-3
transformer, battery charger 15-5, 15-7, 15-9, 15-11
transmission shaft 11-7
transmission tool 16-9
tube
 crankcase vent 8-7
 fuel pickup 8-3
 oil filler 7-3
tubing, SPWS 12-11
tune-up kit 16-9
T-wrench tool 16-5

U

U-bolt 1-35, 1-37, 1-39, 5-21
u-bolt 5-17, 5-19
underbody 1-19
underbody cover 1-31, 1-35, 1-37, 1-39
underbody cover kit 1-23
underbody, rear 1-19
unitized transaxle 11-3

V

valve
 exhaust 7-9
 intake 7-9
 reed 7-9
valve clearance adjuster screw 16-9
valve guide driver tool 16-9
valve guide reamer 16-9
valve guide, intake 7-9
valve seat 7-7
valve seat cutter 16-5, 16-11



INDEX

valve seat cutter guide 16-11
valve seat cutter tool 16-5
valve seat t-wrench 16-11
valve spring compressor 16-11
valve spring retainer 7-9
valve stem 2-3, 2-5
vent barb 8-3
volt ohm meter 16-11
voltage regulator 6-5
voltage suppressor 15-7, 15-9, 15-11

W

warning light, low oil 6-3
watering system, single-point 12-11
wedge, bearing puller 16-3
weight
 clutch 10-3
 counterbalance 7-13
 secondary clutch 10-3
weldment
 press 16-5
wheel 2-3, 2-5
wheel and tire 5-5
wheel, steering 5-3
wire harness 6-9, 12-7
wiring, charger 15-3
woodruff key 11-3
wrench, spanner 16-9

Y

yoke support 5-11
yoke, gear 16-7



DID YOU KNOW?

CartPros directs you to the right part using the part numbers from this manual. Enter the part number into our search box and it will find the part you are looking for.

**GET STARTED
HERE**



<https://CartPros.com/f.html>

DID YOU KNOW?

CartPros directs you to the right part using the part numbers from this manual. Enter the part number into our search box and it will find the part you are looking for.

**GET STARTED
HERE**



<https://CartPros.com/f.html>

DID YOU KNOW?

CartPros directs you to the right part using the part numbers from this manual. Enter the part number into our search box and it will find the part you are looking for.

**GET STARTED
HERE**



<https://CartPros.com/f.html>

DID YOU KNOW?

CartPros directs you to the right part using the part numbers from this manual. Enter the part number into our search box and it will find the part you are looking for.

**GET STARTED
HERE**



<https://CartPros.com/f.html>

**DID YOU
KNOW?**

CartPros directs you to the right part using the part numbers from this manual. Enter the part number into our search box and it will find the part you are looking for.

**GET STARTED
HERE**



<https://CartPros.com/f.html>



Club Car, Inc.
P.O. Box 204658
Augusta, GA 30917-4658
USA



Web www.clubcar.com
Phone 1.706.863.3000
1.800.ClubCar
Int'l +1 706.863.3000

