

**DID YOU
KNOW?**

CartPros directs you to the right part using the part numbers from this manual. Enter the part number into our search box and it will find the part you are looking for.

**GET STARTED
HERE**

<https://CartPros.com/f.html>



2009-2011 Precedent Illustrated Parts List



Gasoline and Electric Vehicles

Manual Number 103472601
Edition Code 0508J0810H

DID YOU KNOW?

CartPros directs you to the right part using the part numbers from this manual. Enter the part number into our search box and it will find the part you are looking for.

**GET STARTED
HERE**



<https://CartPros.com/f.html>

USING THE ILLUSTRATED PARTS LIST

WARNING

- **This manual is to be used only for identification and ordering of service parts. Be sure to read and use the maintenance and service manual before attempting any vehicle repairs.**

This manual covers all 2009-2011 Club Car Precedent vehicles.

The manual is divided into sections. Note that there are two or three flags on the outside edge of each page. The first flag contains the section number of which that page is a part. The other flag (or flags) contains the letter D, E, or G, signifying that the page pertains to diesel, electric, or gasoline vehicles.

Use the Table of Contents to find the sections and pages that contain the parts and assemblies you seek. The Table of Contents lists section numbers, and under them, the individual page titles and numbers to be found in that section. The index can be used to find specific parts and assemblies. The index is divided into numerical and alphabetical listings with the page numbers in italic text.

There is a two-page spread for each individual page title in the Table of Contents. On the left-hand page is an illustration showing the parts in their relative positions; the parts are each tagged with an item number in a balloon. The right-hand page is the parts list page, and gives the page title at the top, then the item numbers (corresponding to the numbers on the illustration), part descriptions, and quantity of parts used. Some item numbers have more than one part number because several configurations of a component are represented together on one spread.

Note that a part description may be indented. This indentation corresponds to a parts assembly level indicated by the numbers 1, 2, 3, and 4 at the top left corner of the parts description area of the parts list page. A part that is indented to *level 2* is a component of the *level 1* part (assembly) that it is listed under. A *level 3* part is a component of the *level 2* part that it is listed under, and a *level 4* part is a component of the *level 3* part preceding it. In each case, the part quantity given for a level 2, 3, or 4 part is *the quantity used per next higher level assembly of which it is a component*. A part that is not indented is a *level 1* part. This means that the quantity given is the quantity used per the portion of the vehicle illustrated on that particular spread.

HOW TO ORDER PARTS

Replacement parts and accessories can be obtained from our network of authorized dealers and distributors. You can obtain the name and phone number of your closest authorized Club Car dealer or distributor by visiting our web site at www.clubcar.com and clicking on the "Distributor Search" link or by calling our toll-free Service Parts and Technical Assistance hotline at (800) 872-2246 or (706) 863-3000, extension 3887.



P. O. Box 204658
Augusta, Georgia 30917-4658 USA
Telephone 706-863-3000
Service Parts Fax 706-855-7413
www.clubcar.com

NOTE: *This illustrated parts list represents the most current information at the time of publication. Club Car, Inc. is continually working to further improve its vehicles and other products. These improvements may affect the parts used to service the vehicle. Any modification and/or significant change in specifications will be forwarded to all Club Car and Carryall distributors/dealers and will, when applicable, appear in future editions of this illustrated parts list.*

Club Car, Inc. reserves the right to change specifications and designs at any time without notice and without the obligation of making changes to units previously sold.

CONTENTS

SECTION 1 – BODY AND TRIM

Front Bumper	1-3
Front Body	1-5
Dash	1-7
Kick Plate – Gasoline Vehicle	1-9
Kick Plate – Electric Vehicle	1-11
Seat with Hip Restraints	1-13
Backrest and Structural Accessory Module (SAM)	1-15
Rear Body	1-17
Underbody Covers (Vehicle Without Canopy)	1-19
Canopy – Beige	1-21
Canopy – White	1-23
Rear Seat – Precedent Villager 4	1-25
Backrest and Structural Accessory Module (SAM)	1-27
Floor Mat, Retainer, and Front Underbody- Style B	1-29
Rear Footrest Assembly – Precedent Villager 4	1-31
Four Passenger Conversion Kit – Beige	1-33
Four Passenger Conversion Kit – White	1-35
Four Passenger Conversion Kit – Gray	1-37

SECTION 2 – WHEEL AND TIRES

Wheels and Tires – i2	2-3
Wheels and Tires – i2L	2-5

SECTION 3 – DECALS

Decals – Gasoline Vehicle	3-3
Decals – Electric Vehicle	3-5
Decals – Electric Vehicle, Continued	3-7
Decal – Precedent Villager 4	3-9

SECTION 4 – BRAKES AND PEDAL GROUP ASSEMBLIES

Rear Brake Assembly, Self-Adjusting	4-3
Brake Cables	4-5
Pedal Group Connections – Gasoline Vehicle, Generation 1	4-7
Pedal Group Connections – Gasoline Vehicle, Generation 2	4-9
Pedal Group Connections – Electric Vehicle	4-11
Pedal Group Components – Gasoline Vehicle, Generation 1	4-13
Pedal Group Components – Gasoline Vehicle, Generation 2	4-15

CONTENTS

Pedal Group Components – Electric Vehicle	4-17
---	------

SECTION 5 – STEERING, FRONT AND REAR SUSPENSION

Steering Wheel – i2L	5-3
Steering Wheel – i2	5-5
Steering Column	5-7
Front Suspension, Upper	5-9
Front Suspension, Lower	5-11
Rear Suspension – Gasoline Vehicle	5-13
Rear Suspension – Electric Vehicle	5-15
Rear Suspension – Precedent Villager 4	5-17
Steering Gear Assembly	5-19

SECTION 6 – ELECTRICAL SYSTEM – GASOLINE VEHICLE

Electrical Components, Front Body – Gasoline Vehicle	6-3
Battery – Gasoline Vehicle	6-5
Wiring – Gasoline Vehicle, Generation 1 Pedal Group	6-9
Wiring – Gasoline Vehicle, Generation 2 Pedal Group	6-13
Instrument Panel Wire Harness	6-17
Starter/Generator Assembly Model G425419 – Gasoline Vehicles	6-19
Starter/Generator Assembly Model 114-01-4005 – Gasoline Vehicles	6-21
Starter/Generator Mounting – FE350	6-23

SECTION 7 – FE350 ENGINE – AS26

FE350 Engine – Oil Circulation	7-3
AS26 FE350 Engine without ACR (Automatic Compression Release) – Shrouds and Brackets	7-5
AS26 FE350 Engine – Ignition Components and Flywheel	7-7
AS26 FE350 Engine – Cylinder Head	7-9
AS26 FE350 Engine – Crankcase and Crankshaft Oil Sensor	7-11
AS26 FE350 Engine – Crankcase and Crankshaft	7-13
FE350 Engine Mounting	7-15

SECTION 8 – AS11 FE350 ENGINE

AS11 FE350 Engine without ACR (Automatic Compression Release) – Shrouds and Brackets	8-3
AS11 FE350 Engine – Ignition Components and Flywheel	8-5
FE350 Engine – Oil Circulation	8-7
AS11 FE350 Engine – Cylinder Head	8-9
AS11 FE350 Engine without ACR – Crankcase, Camshaft, and Oil Sensor	8-11

CONTENTS

AS11 FE350 Engine – Crankcase and Crankshaft	8-13
FE350 Engine Mounting	8-15

SECTION 9 – FUEL, INTAKE, AND GOVERNOR SYSTEMS

Fuel System	9-3
Carburetor Assembly – FE350	9-5
Carburetor Installation – FE350	9-7
Governor and Accelerator Cables	9-9
Choke and Air Box Assembly	9-11
Carburetor Assembly – FE350 S26	9-13
Carburetor Installation – FE350 S26	9-15

SECTION 10 – EXHAUST SYSTEM

Exhaust System – FE350	10-3
------------------------------	------

SECTION 11 – TORQUE CONVERTER

Drive Clutch	11-3
Drive Belt	11-5
Driven Clutch	11-7

SECTION 12 – UNITIZED TRANSAXLE

Unitized Transaxle – Gear Cases and Brackets	12-3
Unitized Transaxle – F&R Transmission and Gear Reduction	12-5
Transaxle – Gasoline Vehicles, Differential and Axles	12-7
Forward/Reverse Shifter Assembly – Gasoline Vehicle	12-9
Transmission Cable	12-11

SECTION 13 – ELECTRICAL SYSTEM – ELECTRIC VEHICLE

Wiring – IQ System, Generation 2 Pedal Group	13-5
Wiring – Excel System, Generation 2 Pedal Group	13-9
Electrical Components, Front Body – Electric Vehicle	13-11
Forward/Reverse Switch and Tow/Run Switch – Electric Vehicle	13-13
Single Point Watering System for 4x12-Volt Batteries	13-15
Single Point Watering System for 6x8-Volt Batteries	13-17
Batteries, Bucket, and Charger Receptacle – IQ and Excel Systems 4x12-Volt Batteries	13-19
Batteries, Bucket, and Charger Receptacle – IQ and Excel Systems 6x8-Volt Batteries	13-21
Batteries, Bucket, and Charger Receptacle – IQ and Excel Systems, Heavy Duty 6x8-Volt Batteries	13-23
Batteries, Bucket, and Charger Receptacle – IQ and Excel Systems, CE 6x8-Volt Batteries	13-25



CONTENTS

Batteries, Bucket, and Charger Receptacle – IQ and Excel Systems, Heavy Duty, CE, Style B	13-27
Computer, Controller, and Solenoid – IQ System	13-29
Computer, Controller, and Solenoid – Excel System	13-31

SECTION 14 – ELECTRIC MOTOR

Motor (Model EJ4-4001) – Electric Vehicle	14-3
Motor (Model EJ8-4001A) – Electric Vehicle	14-5

SECTION 15 – TRANSAXLE – ELECTRIC VEHICLES

Transaxle – Electric Vehicles	15-3
-------------------------------------	------

SECTION 16 – BATTERY CHARGER

PowerDrive 3 Battery Charger, Domestic	16-3
PowerDrive 2 Battery Charger (Model 22110), Domestic	16-5
PowerDrive Battery Charger (Model 17930), Domestic	16-7
PowerDrive Battery Charger (Model 18780), Export	16-9
PowerDrive Battery Charger (Model 20310), European	16-11

SECTION 17 – MAINTENANCE AND SERVICE TOOLS

Maintenance and Service Tools	17-3
Maintenance and Service Tools, Continued	17-5
Maintenance and Service Tools, Continued	17-7
Maintenance and Service Tools, Continued	17-9
Maintenance and Service Tools, Continued	17-11

SECTION i – INDEX

**DID YOU
KNOW?**

CartPros directs you to the right part using the part numbers from this manual. Enter the part number into our search box and it will find the part you are looking for.

**GET STARTED
HERE**



<https://CartPros.com/f.html>

BODY AND TRIM

1

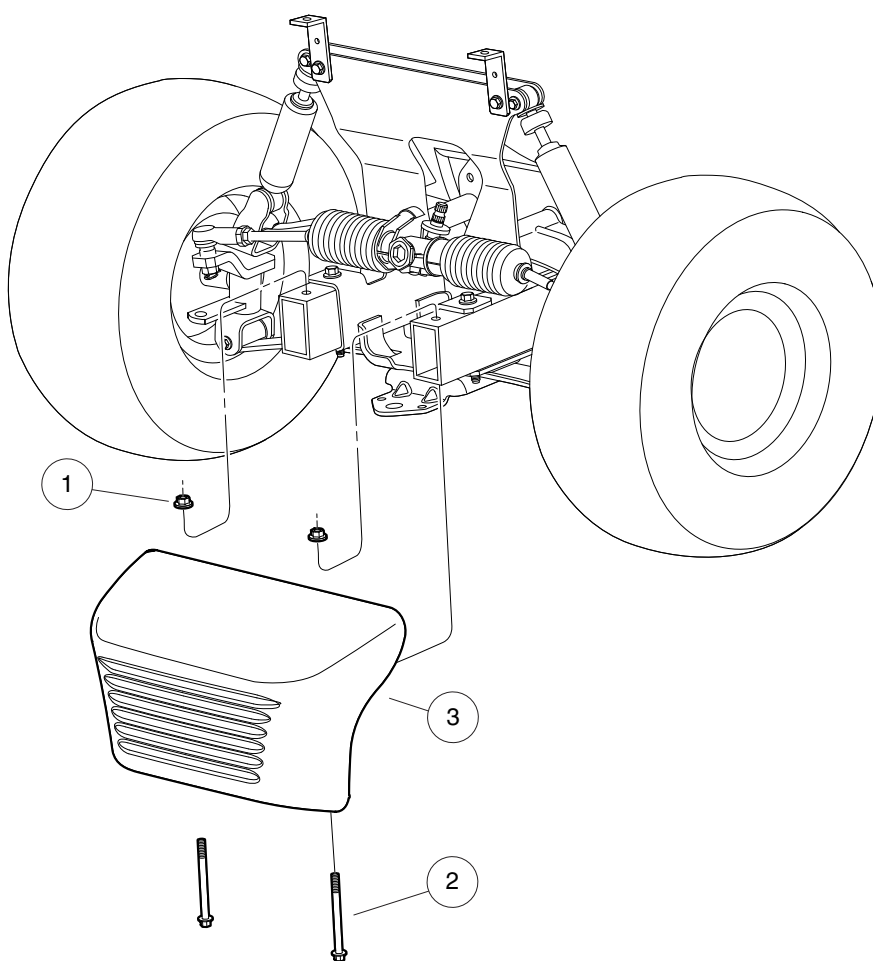
G

E

1

G

E



000437-001

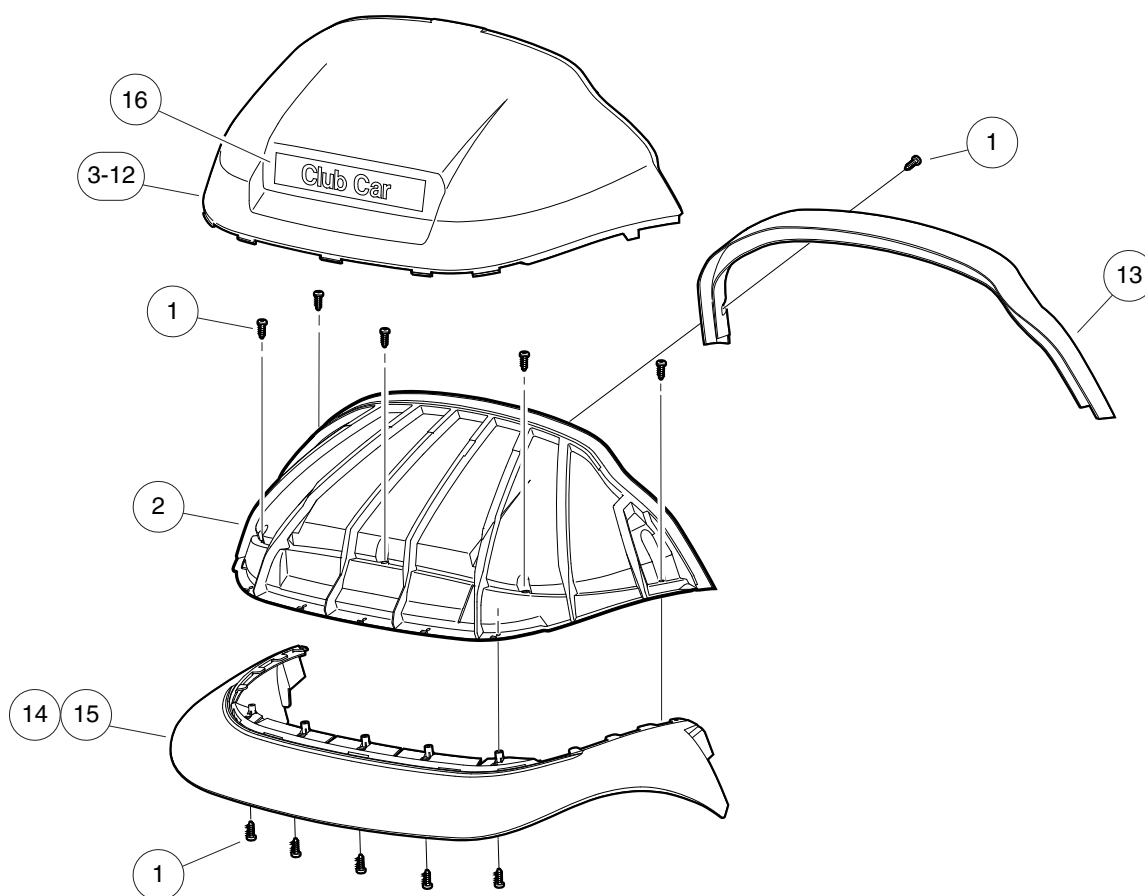
FRONT BUMPER

ITEM	PART NO.	DESCRIPTION	QTY
1	102298401	Nut,m8,all Metal Lock	2
2	102534201	Bolt - Fl Hd, M8 X 95	2
3	103330601	Asm, Bumper, Front, Precedent	1

1

G

E



000434-001



FRONT BODY

ITEM	PART NO.	DESCRIPTION	QTY
		1 2 3 4	
1	102296020	Screw, Torx Pan Hd Pt, M6 X 20	14
2	102501501	Brow	1
3	102502401	Panel, Beauty Front, White	1
4	102502402	Panel, Beauty Front, Beige	1
5	102502404	Panel, Beauty Front, Gray	1
6	102502405	Panel, Beauty Front, Red	1
7	102502406	Panel, Beauty Front, Burgundy	1
8	102502407	Panel, Beauty Front, Green	1
9	102502408	Panel, Beauty Front, Blue	1
10	102502409	Panel, Beauty Front, Black	1
11	102502411	Panel, Beauty, Front, Cayenne	1
12	102502413	Panel-beauty Front, Atlantic	A/R
13	102502501	Brow Cap	1
14	102534403	Fascia, Grey	1
15	102534404	Fascia, Blk	1
16	103816601	Nameplate -cc	1

1

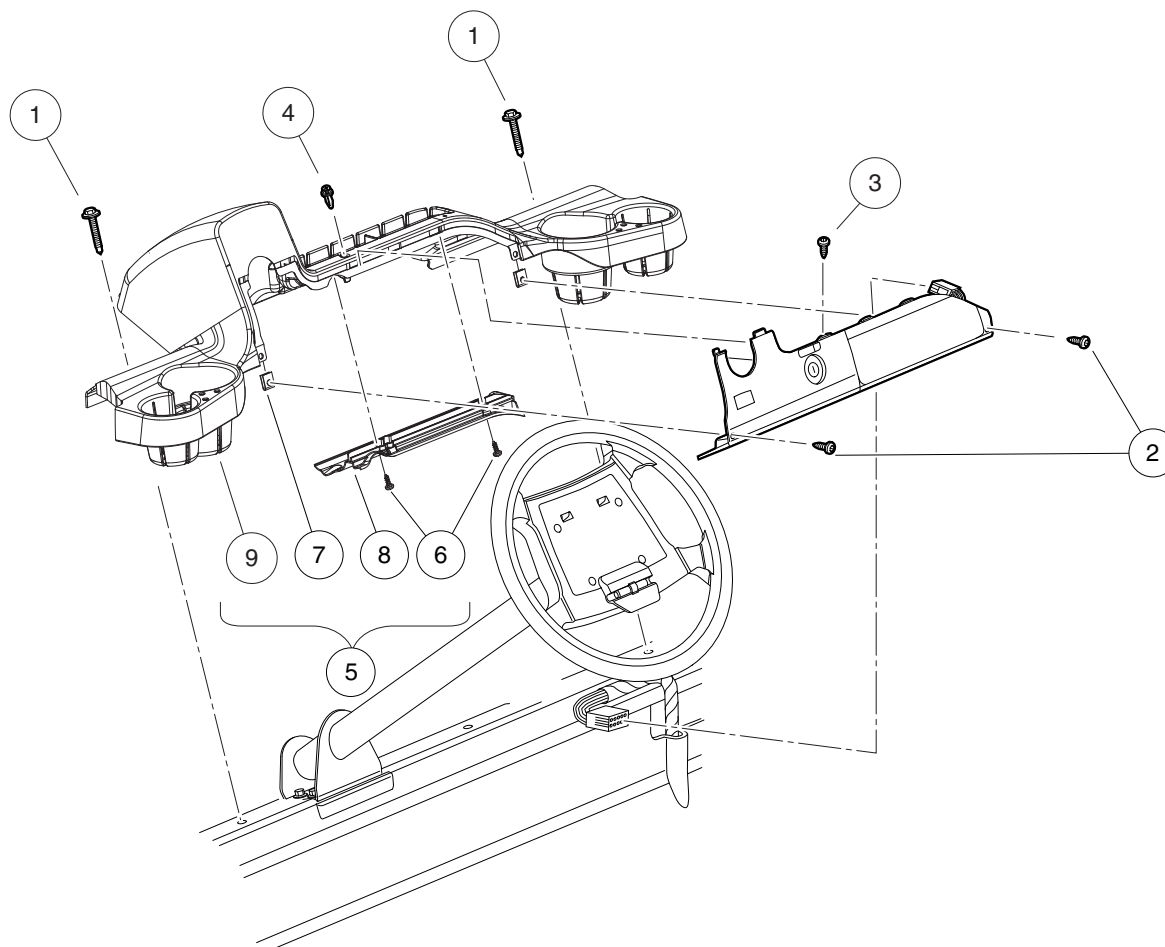
G

E

1

G

E



000438-002



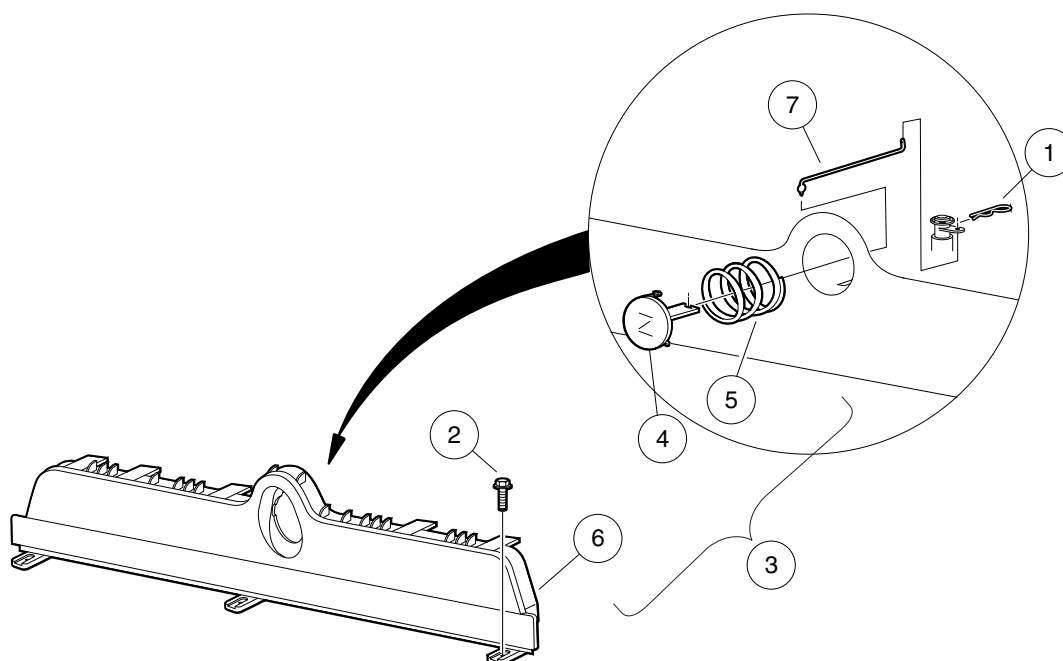
DASH

ITEM	PART NO.	DESCRIPTION	QTY	1 G E
		1 2 3 4		
1	102292356	Screw-1/4-20x56 Hwh Self Drill	2	
2	102296819	Screw-m6 X 19-pnhd Ab	2	
3	102557201	Screw, #6-20 Type Abx1.00 Pan	1	
4	102915601	Plastic Rivet - Tuflock	1	
5	103402701	Dash Assembly, Prec (includes items 6 through 9)	1	
6	N/A	Screw-torx Pan Hd Pt,m6 X 16	2	
7	102297001	U-nut, 1/4" Type Ab	2	
8	N/A	Drain Channel - Dash	1	
9	N/A	Dash, Prec	1	

1

G

E



000501-001

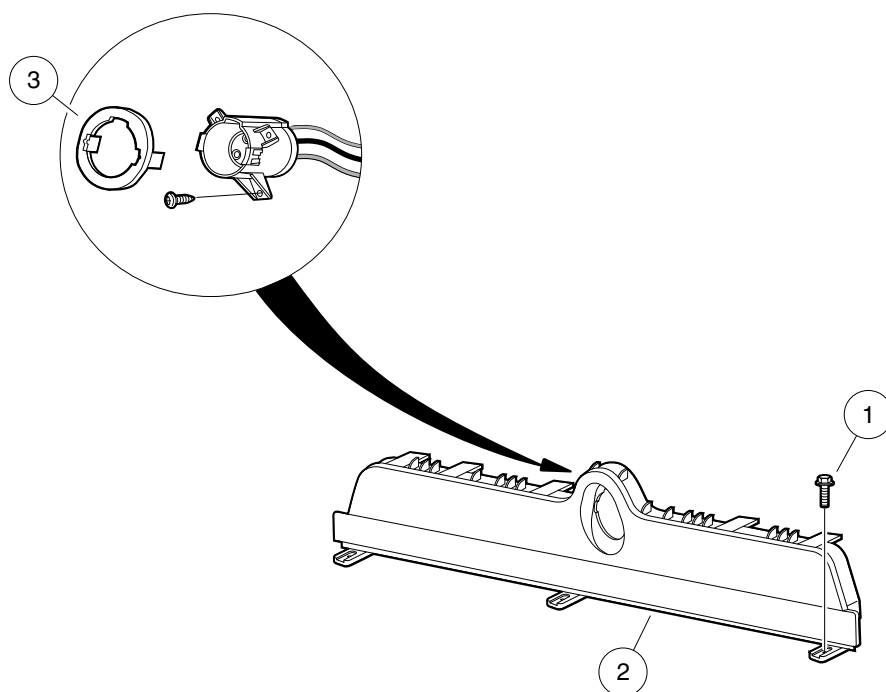
KICK PLATE – GASOLINE VEHICLE

ITEM	PART NO.	DESCRIPTION	QTY	1 G E
		1 2 3 4		
1	1014413	Pin, Hair Spring Cotter	1	
2	102298030	Screw, K80x30, Torx Pn Hd Pt	3	
3	102511702	Asm-gas Kick Plate, Blk (includes items 4 through 6)	1	
4	101811401	Lever, Choke	1	
5	101856201	Compression Spring	1	
6	N/A	Plate - Gas Kick, Blk	1	
7	102514401	Rod, Choke Button	1	

1

G

E



000500-001

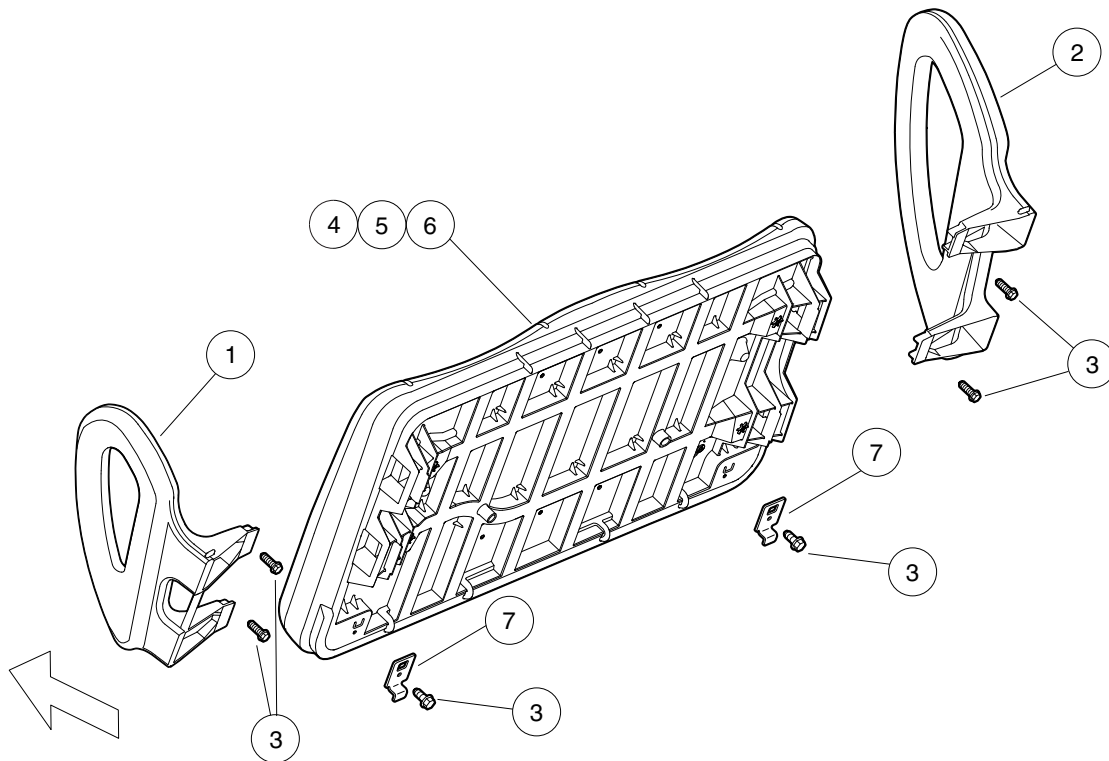
KICK PLATE – ELECTRIC VEHICLE

ITEM	PART NO.	DESCRIPTION	QTY
1	102298030	Screw, K80x30, Torx Pn Hd Pt	3
2	102508202	Plate - Electric Kick Blk	1
3	102516901	Socket Trim	1

1

G

E




000440-002

SEAT WITH HIP RESTRAINTS

ITEM	PART NO.	DESCRIPTION	QTY	1 G E
		1 2 3 4		
1	102562701	Hip Restraint, Prec, Lh	1	
2	102562801	Hip Restraint, Prec, Rh	1	
3	102562901	Screw, Seat Bottom Prec	6	
4	103423001	Seat Bottom Asy, Prec-beige	1	
5	103423002	Seat Bottom Asy, Prec-white	1	
6	103423004	Seat Bottom Asy, Prec-gray	1	
7	103447901	Bracket, Hinge, Male, Prec	2	

E



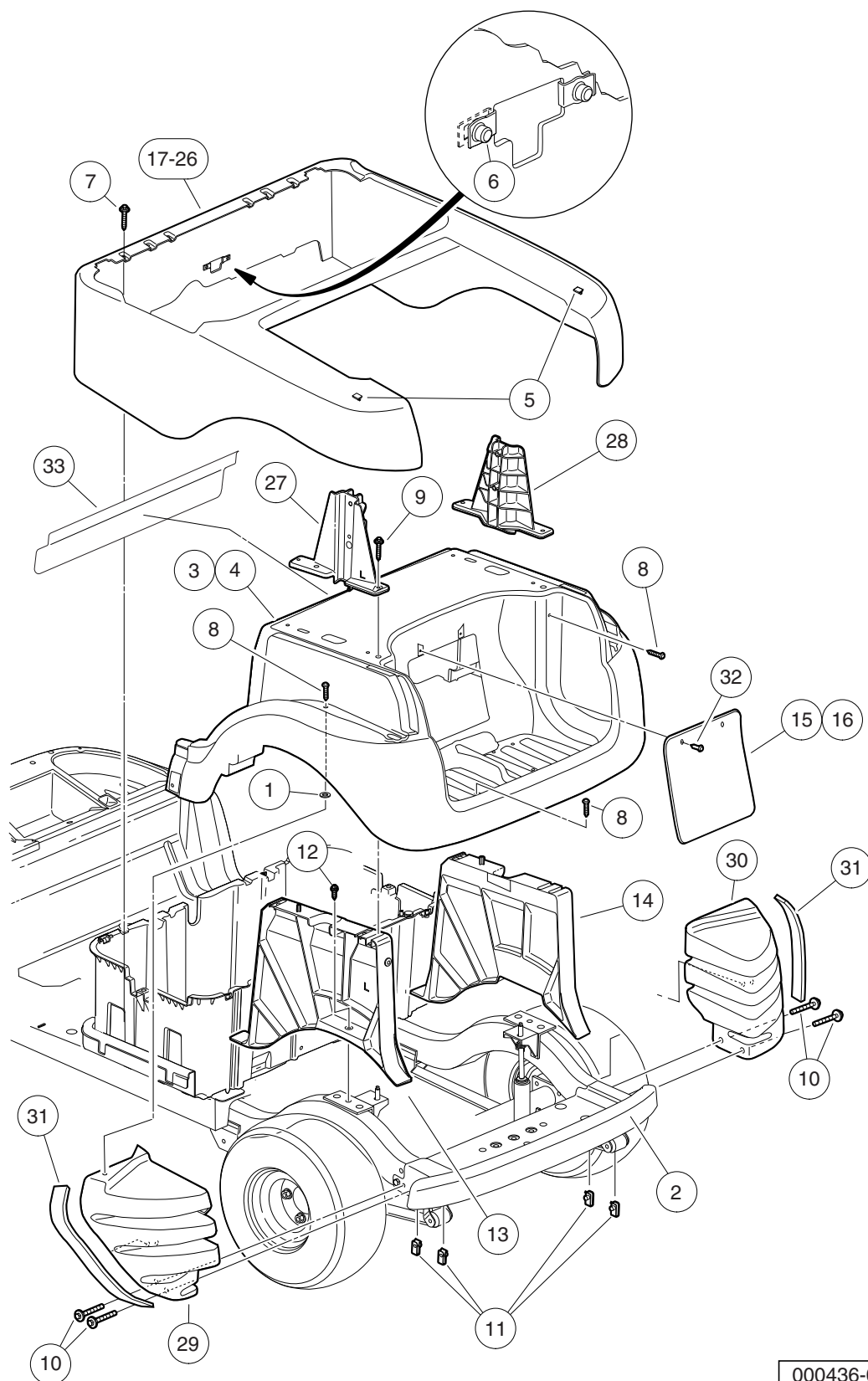
BACKREST AND STRUCTURAL ACCESSORY MODULE (SAM)

ITEM	PART NO.	DESCRIPTION	QTY	1 G E
		1 2 3 4		
1	102296530	Screw - M6 X 1.0 X 30 Sems	2	
2	102298240	Bolt, Flange Head, M8-1.25 X 40	4	
3	102503221	Service Backrest Asm, Beige	1	
4	102503222	Service Backrest Asm, White	1	
5	102503224	Service Backrest Asm, Gray	1	
6	102503225	Service Backrest Asm-black	1	
7	102503901	Asm-sam (includes items 8 through 17)	1	
8	102297125	Screw M6-1.0x25.4 Thd Fm Sems	3	
9	102504001	Asm-bag Hoop (includes items 10 through 13)	1	
10	1010434	Barrel - Plastic	2	
11	102504201	Hoop-bag	1	
12	102504301	Strap, Bag	1	
13	102517001	Buckle-bag Strap	2	
14	N/A	Structural Accessory Module	1	
15	102504501	Panel, SAM	1	
16	102551701	Insert M6x1.0	4	
17	103327601	Screw, 5/16, Torx, Bosscrew	2	
18	102568701	Barrel - Plastic 6mm	8	

1

G

E



000436-002

REAR BODY

ITEM	PART NO.	DESCRIPTION	QTY
		1 2 3 4	
1	1012571	Washer, 5/16 Extra Thick Flat	2
2	102279001	Rear Bumper Beam	1
3	102279103	Underbody - Rear, Grey	1
4	102279104	Underbody - Rear, Blk	1
5	102292701	Clip-body-trim	2
6	102296601	U-nut, M6-1.0 Prev Torque	2
7	102297230	Screw,m6,torx,interlock,thread	4
8	102298030	Screw, K80x30, Torx Pn Hd Pt	6
9	102298240	Bolt, Flange Head, M8-1.25 X 40	2
10	102298580	M8-1.25 X 80 Sems	4
11	102298601	J-clip - M8 X 1.25	4
12	102298716	M8-1.25x16 Taptite	2
13	102500501	Asm, Rear U/b Support, Lh	1
14	102500601	Asm, Rear U/b Support, Rh	1
15	102501401	Panel, Access, Gray	1
16	102501402	Panel, Access, Black	1
17	102502301	Panel, Beauty, Rear, White	1
18	102502302	Panel, Beauty, Rear, Beige	1
19	102502304	Panel, Beauty, Rear, Gray	1
20	102502305	Panel, Beauty, Rear, Red	1
21	102502306	Panel, Beauty, Rear, Burgundy	1
22	102502307	Panel, Beauty, Rear, Green	1
23	102502308	Panel, Beauty, Rear, Blue	1
24	102502309	Panel, Beauty, Rear, Black	1
25	102502311	Panel-beauty Rear, Cayenne	1
26	102502313	Panel-beauty Rear, Atlantic	1
27	102502901	Bracket, Canopy Support Left-Hand	1
28	102503001	Bracket, Canopy Support Right-Hand	1
29	102545601	Liner, Rear Underbody Lh	1
30	102545602	Liner, Rear Underbody Right-Hand	1
31	N/A	Tape, Foam Black 12" *	A/R
32	102967901	Rivet, Removable, Tuflok 1/4"	2
33	N/A	Diverter, Precedent Water	1
* Note: Sold by the foot, 12 inches required per side			

1

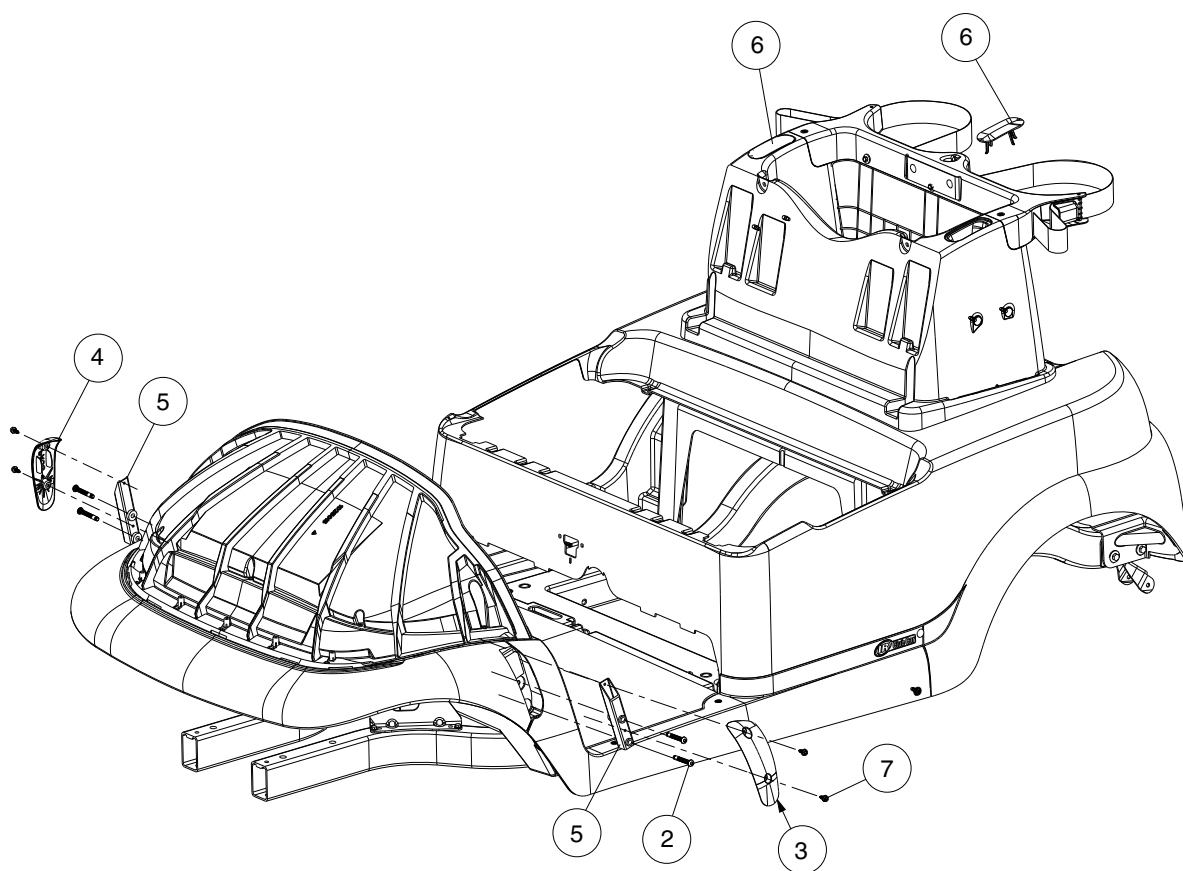
G

E

1

G

E



000730-001

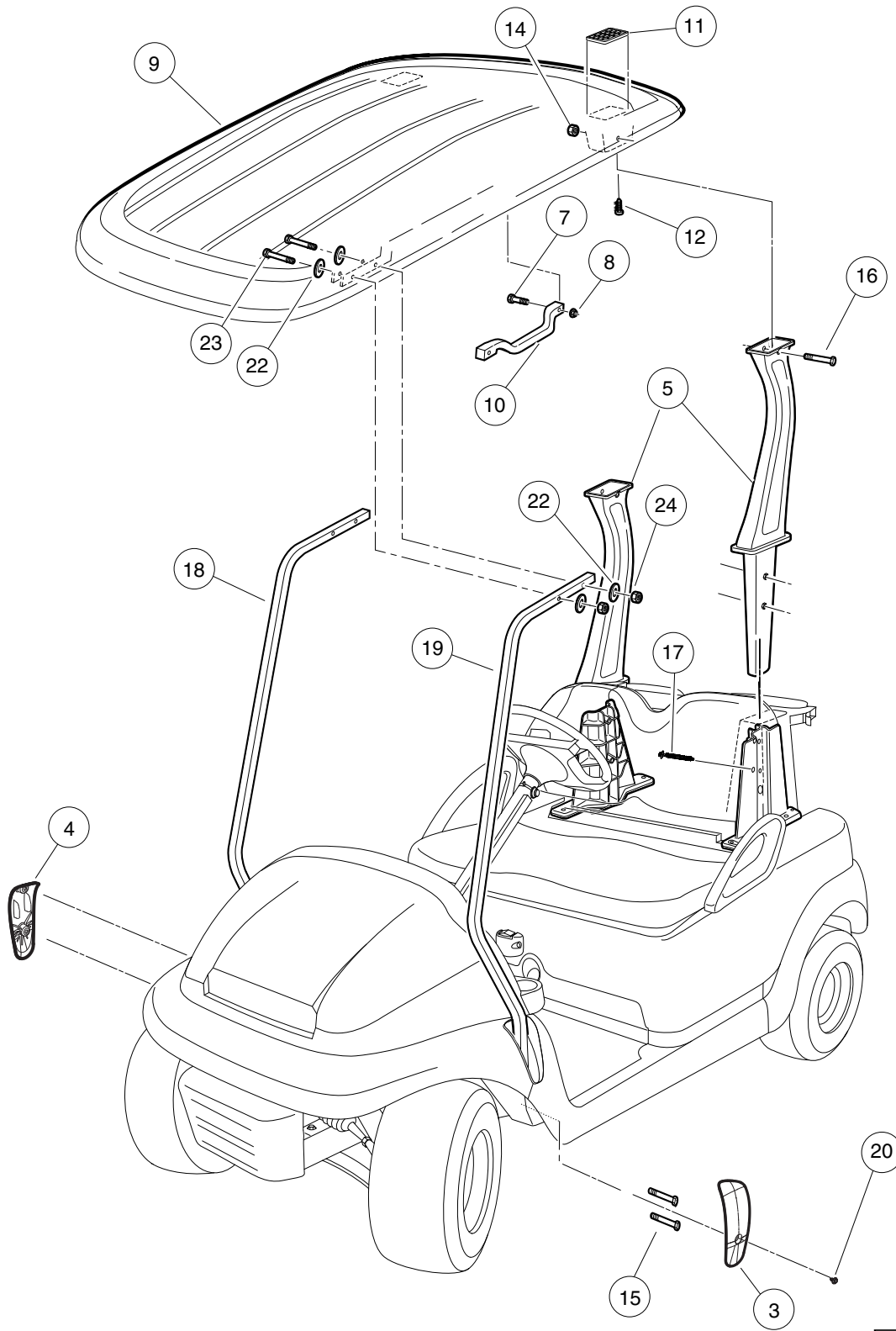
UNDERBODY COVERS (VEHICLE WITHOUT CANOPY)

ITEM	PART NO.	DESCRIPTION	QTY	1 G E
1	102543902	Kit, Underbody Cover, Black (includes items 2 through 7)	1	
2	102299065	M8-1.25 X 65 Tx Bttn Hd Bolt	4	
3	102400202	Cover, Lh Non-canopy, Blk	1	
4	102400302	Cover, Rh Non-canopy, Blk	1	
5	N/A	Support, Strut Cover	2	
6	N/A	SAM Cap	2	
7	102544201	Screw, M6 Hex	4	
<p>Note: Sub-components contained in item 8 are the same as those shown for item 1, except for the color of the caps and covers.</p>				

1

G

E



000439-001

CANOPY – BEIGE

ITEM	PART NO.	DESCRIPTION	QTY
1	102520702	Kit-canopy, Prec-beige (includes items 2 through 13)	1
2	N/A	Beige Canopy Component Kit (includes items 3 through 6)	1
3	102400002	Cover, Lh Canopy Support, Blk	1
4	102400102	Cover, Rh Canopy Support, Blk	1
5	102513501	Asm-rear Canopy Support	2
6	N/A	Asm-canopy, Beige (includes items 7 through 12)	1
7	102296140	Bolt, Flanged Head, M6x1.0x40	4
8	102296401	Nut-m6x1.0 Flng All Mtl Lock	4
9	102508902	Canopy-beige	1
10	102511602	Handle, Canopy (Beige)	2
11	103205101	Cover, Drain, Canopy, Precedent	2
12	103210101	Screw, #8 X.75, Torx, Tapping	2
13	N/A	Kit, Hardware, Canopy Strut (includes items 14 through 24)	1
14	102298401	Nut,m8,all Metal Lock	2
15	102299065	M8-1.25 X 65 Tx Bttm Hd Bolt	4
16	102299360	Screw, M8-1.25 X 60, Sems, Tx	2
17	102299601	Screw, Pt, K80x70 Hex Flg Hd	2
18	102512401	Support, Canopy Front, Right-Hand	1
19	102513301	Support, Canopy Front Left-Hand	1
20	102544201	Screw, M6 Hex	2
21	N/A	Instr, Kit, Canopy (prec)	1
22	103196001	Washer, Conical Spring, Canopy	8
23	103199301	Bolt - M6 X 1 X 45 Hh Grey	4
24	103200301	Nut, M6 x 1.00	4


Note: Item 21 not shown.

1

G

E

E



CANOPY – WHITE

ITEM	PART NO.	DESCRIPTION	QTY
1	102520701	Kit-canopy, Prec-white (includes items 2 through 13)	1
2	N/A	White Canopy Component Kit (includes items 3 through 6)	1
3	102400002	Cover, Lh Canopy Support, Blk	1
4	102400102	Cover, Rh Canopy Support, Blk	1
5	102513501	Asm-rear Canopy Support	2
6	N/A	Asm-canopy, White (includes items 7 through 12)	1
7	102296140	Bolt, Flanged Head, M6x1.0x40	4
8	102296401	Nut-m6x1.0 Flng All Mtl Lock	4
9	102508901	Canopy-white	1
10	102511601	Handle, Canopy (White)	2
11	103205101	Cover, Drain, Canopy, Precedent	2
12	103210101	Screw, #8 X.75, Torx, Tapping	2
13	N/A	Kit, Hardware, Canopy Strut (includes items 14 through 24)	1
14	102298401	Nut,m8,all Metal Lock	2
15	102299065	M8-1.25 X 65 Tx Bttm Hd Bolt	4
16	102299360	Screw, M8-1.25 X 60, Sems, Tx	2
17	102299601	Screw, Pt, K80x70 Hex Flg Hd	2
18	102512401	Support, Canopy Front, Right-Hand	1
19	102513301	Support, Canopy Front Left-Hand	1
20	102544201	Screw, M6 Hex	2
21	N/A	Instr, Kit, Canopy (prec)	1
22	103196001	Washer, Conical Spring, Canopy	8
23	103199301	Bolt - M6 X 1 X 45 Hh Grey	4
24	103200301	Nut, M6 x 1.00	4

Note: Item 21 not shown.

1

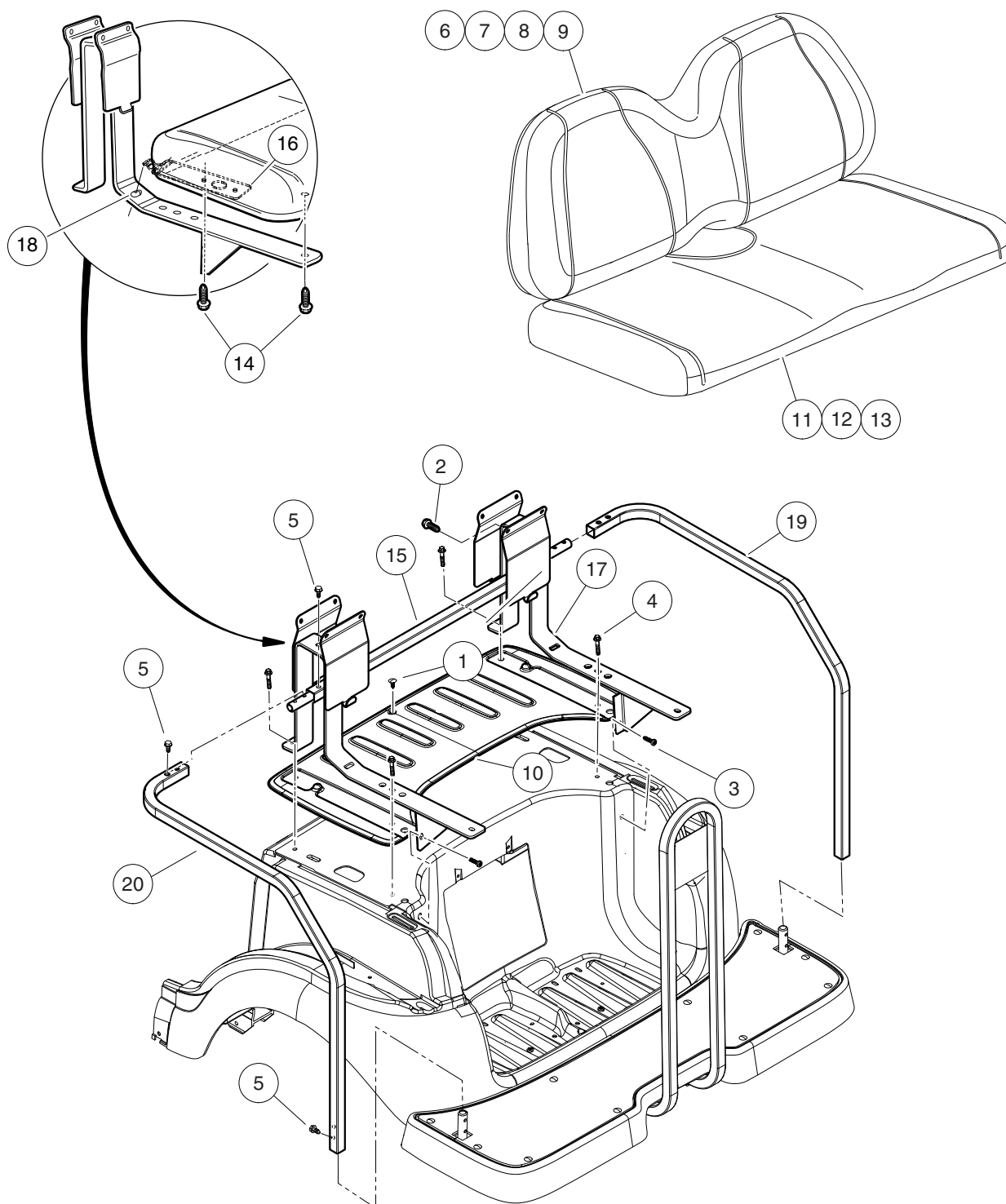
G

E

1

G

E



000494-001

REAR SEAT – PRECEDENT VILLAGER 4

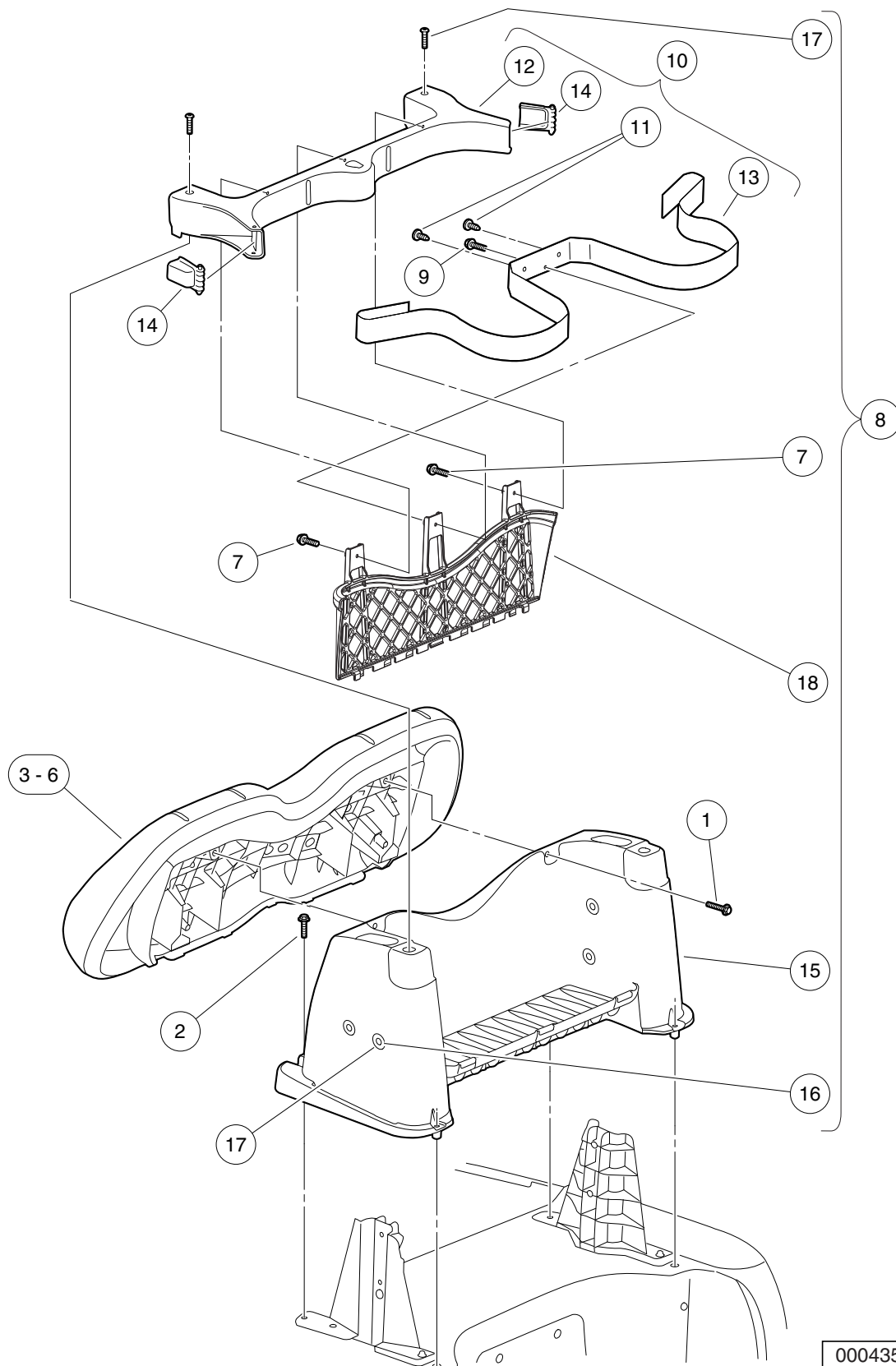
ITEM	PART NO.	DESCRIPTION	QTY
		1 2 3 4	
1	1010434	Barrel - Plastic	10
2	102296530	Screw - M6 X 1.0 X 30 Sems	4
3	102298030	Screw, K80x30, Torx Pn Hd Pt	2
4	102298240	Bolt, Flange Head, M8-1.25 X 40	A/R
5	102298720	M8-1.25x20 Taptite	10
6	102503221	Service Backrest Asm, Beige	1
7	102503222	Service Backrest Asm, White	1
8	102503224	Service Backrest Asm, Gray	1
9	102503225	Service Backrest Asm-black	1
10	102531501	Cover, 4-pass Ns1 Underbody	1
11	102531701	4-Passenger Rear Seat Bottom, Beige	1
12	102531702	4-Passenger Rear Seat Bottom, White	1
13	102531704	4-Passenger Rear Seat Bottom, Gray	1
14	102541425	Bolt-m6x1.0x25 Hex Flhd, Blk-l	4
15	102572201	Connector Tube-hand Rail Asm	1
16	102573101	Bracket, 4-pass Lower Seat	2
17	102574801	Support-rh 4 Passenger Seat	1
18	102574901	Support-lh 4 Passenger Seat	1
19	102575101	Restraint- Rh 4-passenger Hip	1
20	102575201	Restraint- Lh 4-passenger Hip	1
Note: See also four-passenger kit information.			

1
G
E

1

G

E



000435-002

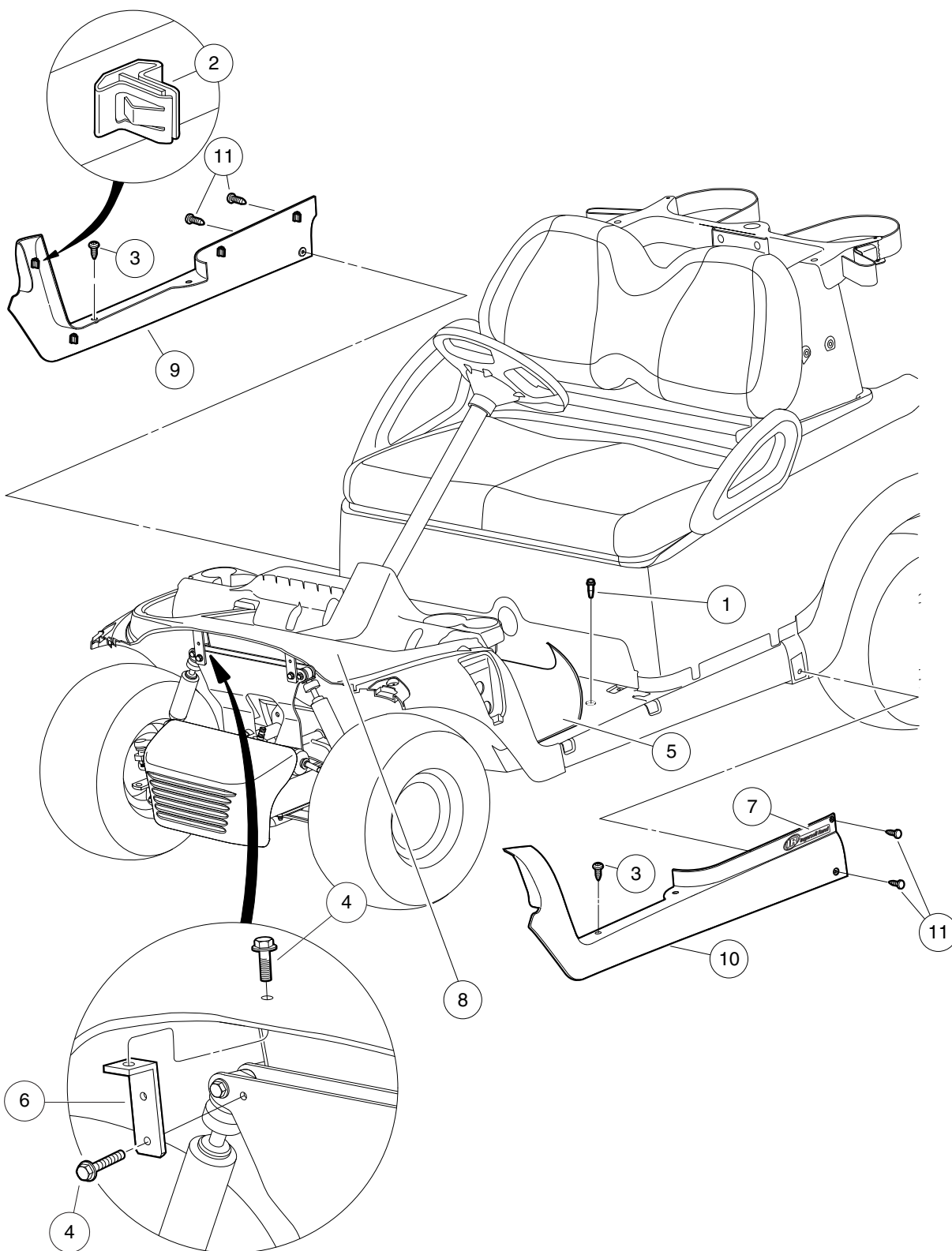
BACKREST AND STRUCTURAL ACCESSORY MODULE (SAM)

ITEM	PART NO.	DESCRIPTION	QTY	1 G E
		1 2 3 4		
1	102296530	Screw - M6 X 1.0 X 30 Sems	2	
2	102298240	Bolt, Flange Head, M8-1.25 X 40	4	
3	102503221	Service Backrest Asm, Beige	1	
4	102503222	Service Backrest Asm, White	1	
5	102503224	Service Backrest Asm, Gray	1	
6	102503225	Service Backrest Asm-black	1	
7	102568701	Barrel - Plastic 6mm	8	
8	103720201	Asm, Sam (includes items 9 through 18)	1	
9	102297230	Screw,m6,torx,interlock,thread	3	
10	102504001	Asm-bag Hoop (includes items 11 through 14)	1	
11	1010434	Barrel - Plastic	2	
12	102504201	Hoop-bag	1	
13	102504301	Strap, Bag	1	
14	102517001	Buckle-bag Strap	2	
15	N/A	Structural Accessory Module	1	
16	102551701	Insert M6x1.0	4	
17	103327601	Screw, 5/16, Torx, Bosscrew	2	
18	103699401	Panel, Sam, Prec	1	

1

G

E



000497-002

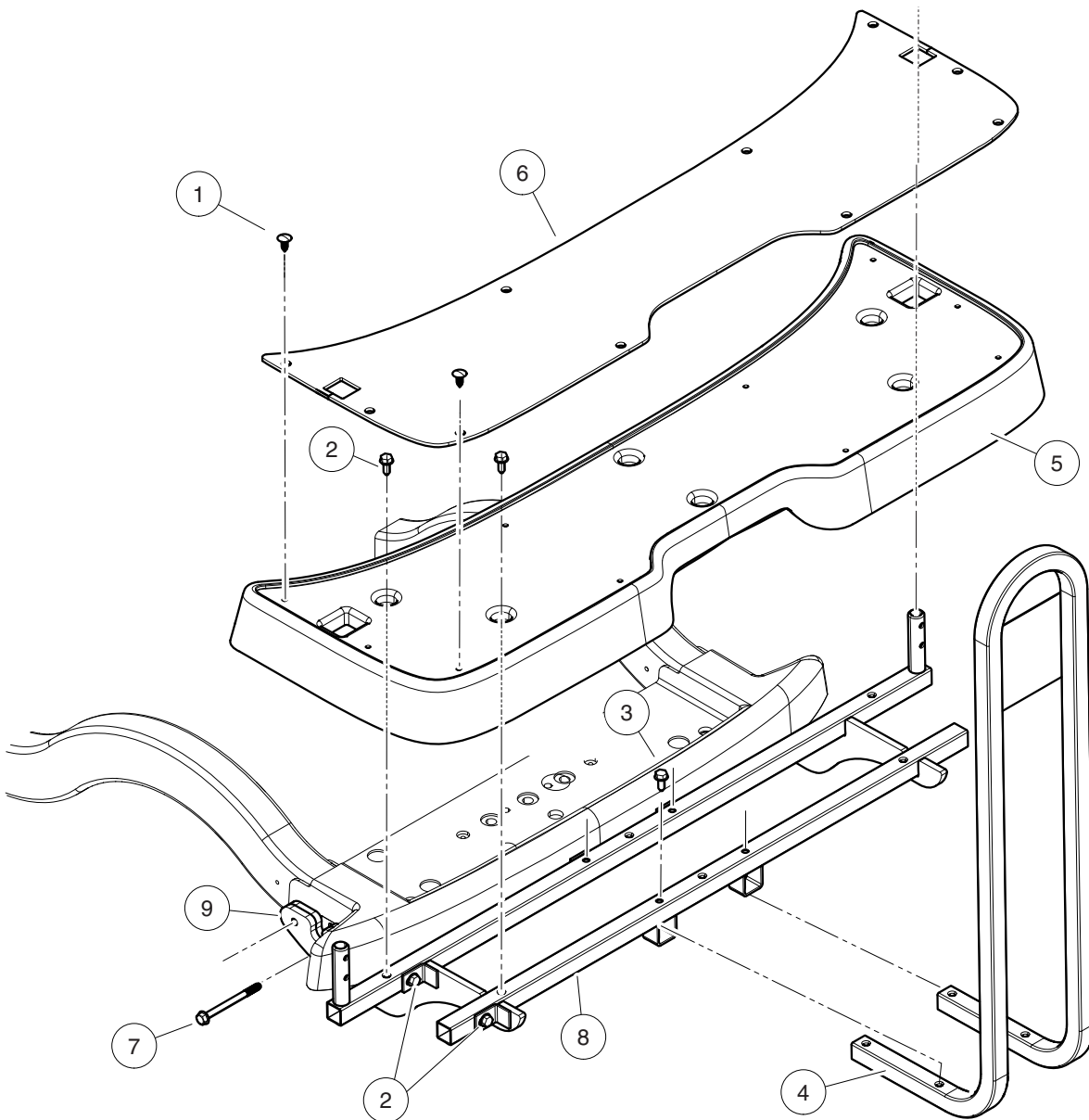
FLOOR MAT, RETAINER, AND FRONT UNDERBODY- STYLE B

ITEM	PART NO.	DESCRIPTION	QTY	1 G E
		1 2 3 4		
1	102292356	Screw-1/4-20x56 Hwh Self Drill	3	
2	102292701	Clip-body-trim	8	
3	102298020	Screw, K80x20, Torx Pn Hd Pt	4	
4	102298716	M8-1.25x16 Taptite	4	
5	102504802	Floormat, Precedent	1	
6	102521901	Bracket-clamshell	2	
7	102523901	Decal, IR/Club Car	2	
8	103635201	Underbody, Front, One Piece	1	
9	103678001	Floormat Retainer Asm, Rh, Blk	1	
10	103678101	Floormat Retainer Asm, Lh, Blk	1	
11	103683001	Barrel Fastner, Blk, Firm	4	

1

G

E



000493-001

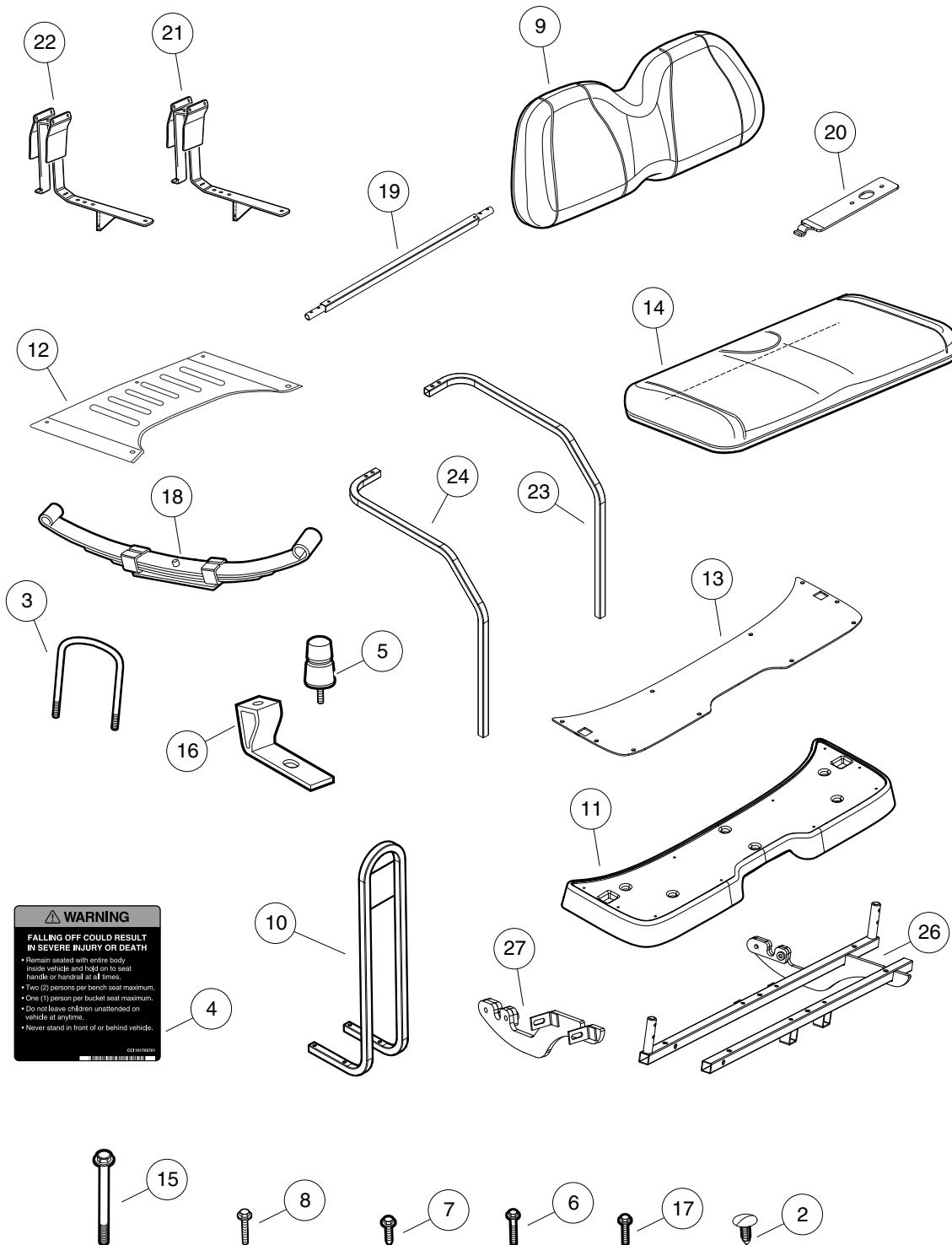
REAR FOOTREST ASSEMBLY – PRECEDENT VILLAGER 4

ITEM	PART NO.	DESCRIPTION	QTY	1 G E
		1 2 3 4		
1	1010434	Barrel - Plastic	10	
2	102298720	M8-1.25x20 Taptite	8	
3	102298745	M8-1.25x45 Taptite	4	
4	102531001	Handrail Weldment, Rear Seat	1	
5	102531402	Footdeck, 4-Passenger, Black	1	
6	102531601	Floormat, 4-Passenger, Rear	1	
7	102534201	Bolt - Fl Hd, M8 X 95	4	
8	102584701	Weld, 4-pass Footdeck-a	1	
9	102584801	Weld, 4-pass Footdeck-b	1	

1

G

E



000505-001

FOUR PASSENGER CONVERSION KIT – BEIGE

ITEM	PART NO.	DESCRIPTION	QTY
		1 2 3 4	
1	102570901	Kit-4-pass, Prec, Std, Beige (includes items 2 through 27)	1
2	1010434	Barrel - Plastic	11
3	1014902	U-Bolt	2
4	101705701	Decal, Warning	1
5	1017235	Bumper, Jounce	2
6	102296530	Screw - M6 X 1.0 X 30 Sems	4
7	102298720	M8-1.25x20 Taptite	18
8	102298745	M8-1.25x45 Taptite	4
9	102503221	Service Backrest Asm, Beige	1
10	102531001	Handrail Weldment, Rear Seat	1
11	102531402	Footdeck, 4-Passenger, Black	1
12	102531501	Cover, 4-pass Ns1 Underbody	1
13	102531601	Floormat, 4-Passenger, Rear	1
14	102531701	4-Passenger Rear Seat Bottom, Beige	1
15	102534201	Bolt - Fl Hd, M8 X 95	4
16	102534801	Jounce Bumper Bracket	2
17	102541425	Bolt-m6x1.0x25 Hex Flhd, Blk-l	6
18	102544901	Spril, Leaf, Rear	2
19	102572201	Connector Tube-hand Rail Asm	1
20	102573101	Bracket, 4-pass Lower Seat	2
21	102574801	Support-rh 4 Passenger Seat	1
22	102574901	Support-lh 4 Passenger Seat	1
23	102575101	Restraint- Rh 4-passenger Hip	1
24	102575201	Restraint- Lh 4-passenger Hip	1
25	N/A	Instructions-4 Pass Field	1
26	102584701	Weld, 4-pass Footdeck-a	1
27	102584801	Weld, 4-pass Footdeck-b	1

1

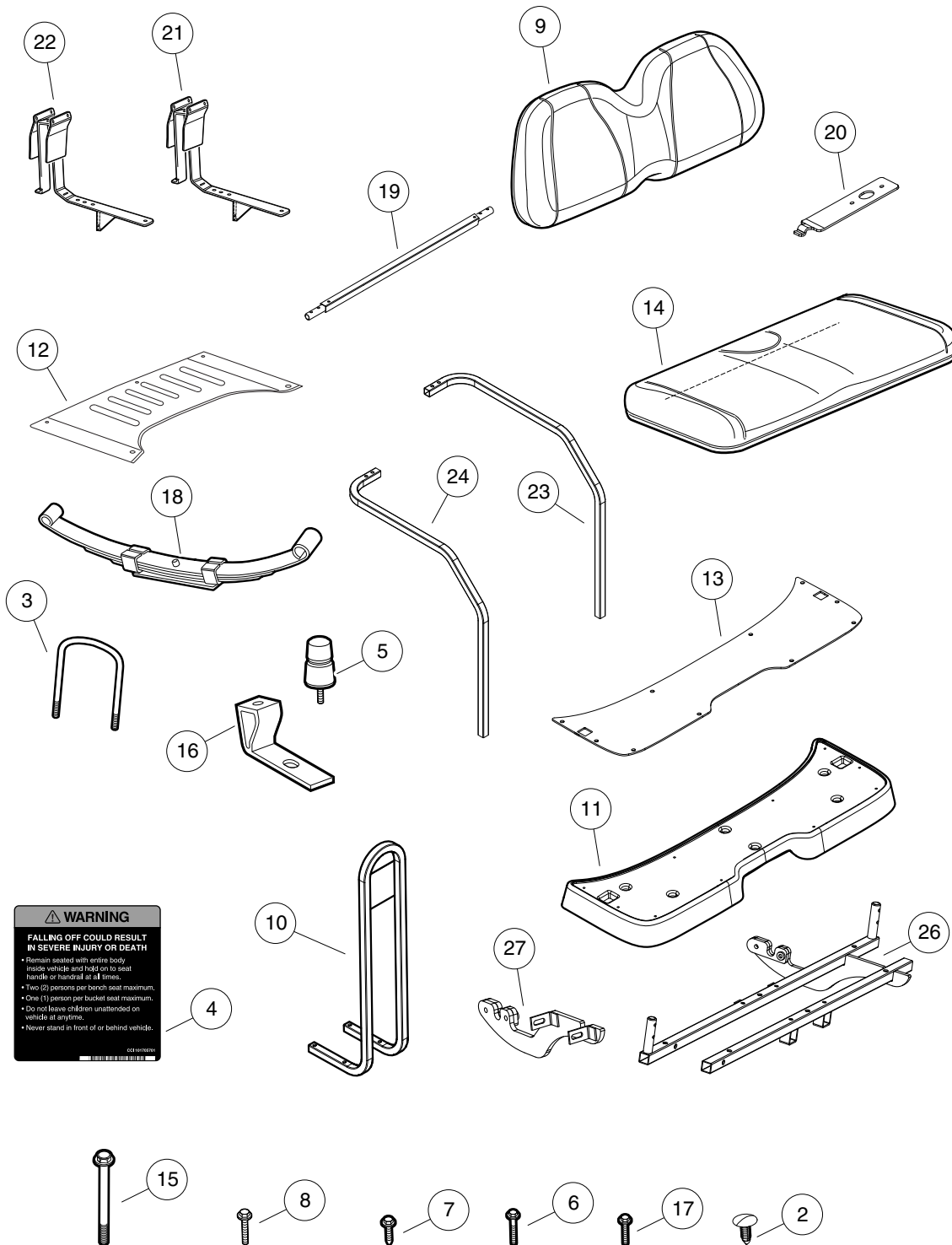
G

E

1

G

E



000505-001

FOUR PASSENGER CONVERSION KIT – WHITE

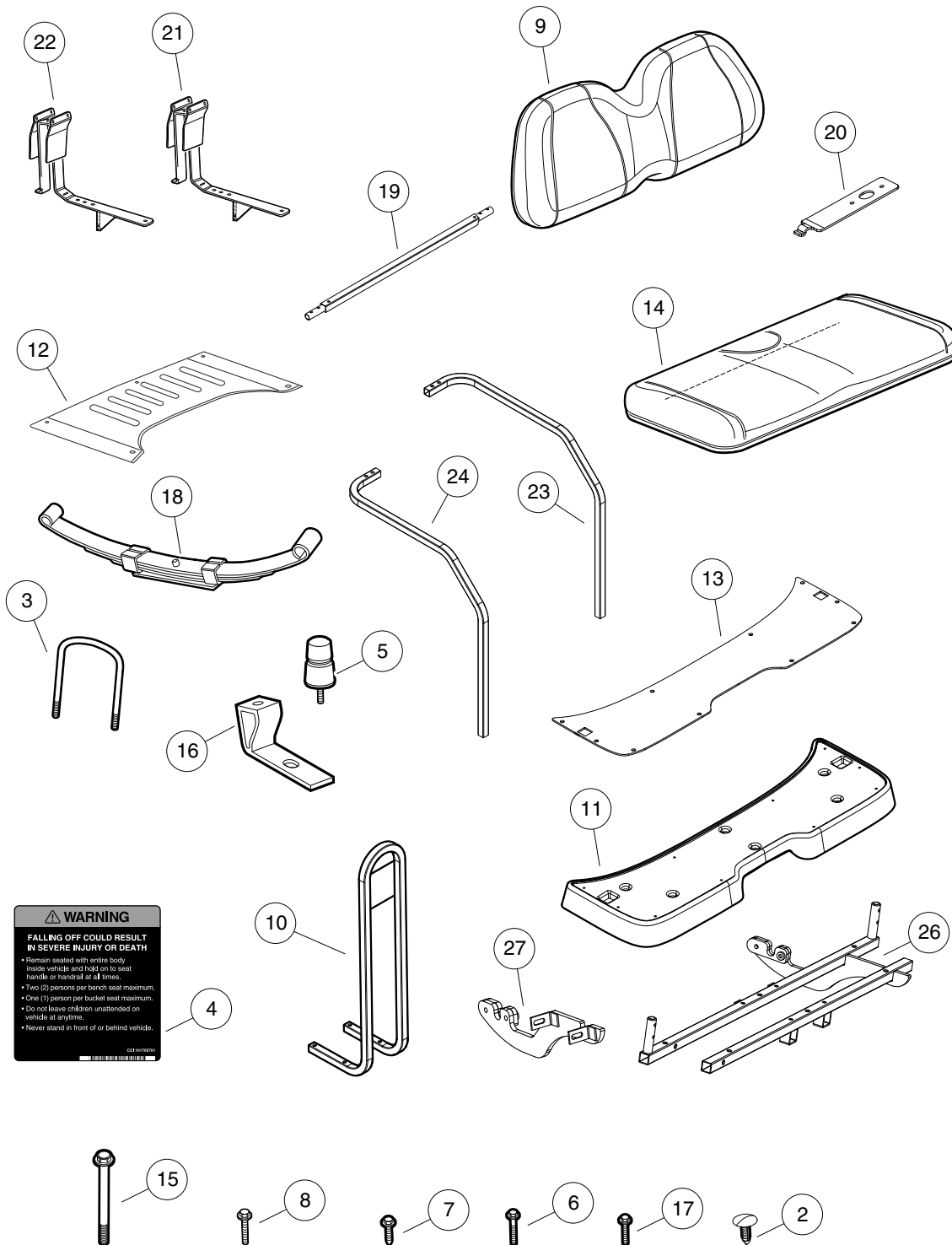
ITEM	PART NO.	DESCRIPTION	QTY
		1 2 3 4	
1	102570902	Kit-4-pass, Prec, Std, White (includes items 2 through 27)	1
2	1010434	Barrel - Plastic	11
3	1014902	U-Bolt	2
4	101705701	Decal, Warning	1
5	1017235	Bumper, Jounce	2
6	102296530	Screw - M6 X 1.0 X 30 Sems	4
7	102298720	M8-1.25x20 Taptite	18
8	102298745	M8-1.25x45 Taptite	4
9	102503222	Service Backrest Asm, White	1
10	102531001	Handrail Weldment, Rear Seat	1
11	102531402	Footdeck, 4-Passenger, Black	1
12	102531501	Cover, 4-pass Ns1 Underbody	1
13	102531601	Floormat, 4-Passenger, Rear	1
14	102531702	4-Passenger Rear Seat Bottom, White	1
15	102534201	Bolt - Fl Hd, M8 X 95	4
16	102534801	Jounce Bumper Bracket	2
17	102541425	Bolt-m6x1.0x25 Hex Flhd, Blk-l	6
18	102544901	Spril, Leaf, Rear	2
19	102572201	Connector Tube-hand Rail Asm	1
20	102573101	Bracket, 4-pass Lower Seat	2
21	102574801	Support-rh 4 Passenger Seat	1
22	102574901	Support-lh 4 Passenger Seat	1
23	102575101	Restraint- Rh 4-passenger Hip	1
24	102575201	Restraint- Lh 4-passenger Hip	1
25	N/A	Instructions-4 Pass Field	1
26	102584701	Weld, 4-pass Footdeck-a	1
27	102584801	Weld, 4-pass Footdeck-b	1

1
G
E

1

G

E



000505-001

FOUR PASSENGER CONVERSION KIT – GRAY

ITEM	PART NO.	DESCRIPTION	QTY
		1 2 3 4	
1	102570904	Kit, 4 Passenger, Precedent, Std, Gray (includes items 2 through 27)	1
2	1010434	Barrel - Plastic	11
3	1014902	U-Bolt	2
4	101705701	Decal, Warning	1
5	1017235	Bumper, Jounce	2
6	102296530	Screw - M6 X 1.0 X 30 Sems	4
7	102298720	M8-1.25x20 Taptite	18
8	102298745	M8-1.25x45 Taptite	4
9	102503224	Service Backrest Asm, Gray	1
10	102531001	Handrail Weldment, Rear Seat	1
11	102531402	Footdeck, 4-Passenger, Black	1
12	102531501	Cover, 4-pass Ns1 Underbody	1
13	102531601	Floormat, 4-Passenger, Rear	1
14	102531704	4-Passenger Rear Seat Bottom, Gray	1
15	102534201	Bolt - Fl Hd, M8 X 95	4
16	102534801	Jounce Bumper Bracket	2
17	102541425	Bolt-m6x1.0x25 Hex Flhd, Blk-l	6
18	102544901	Spril, Leaf, Rear	2
19	102572201	Connector Tube-hand Rail Asm	1
20	102573101	Bracket, 4-pass Lower Seat	2
21	102574801	Support-rh 4 Passenger Seat	1
22	102574901	Support-lh 4 Passenger Seat	1
23	102575101	Restraint- Rh 4-passenger Hip	1
24	102575201	Restraint- Lh 4-passenger Hip	1
25	N/A	Instructions-4 Pass Field	1
26	102584701	Weld, 4-pass Footdeck-a	1
27	102584801	Weld, 4-pass Footdeck-b	1

1

G

E

DID YOU KNOW?

CartPros directs you to the right part using the part numbers from this manual. Enter the part number into our search box and it will find the part you are looking for.

**GET STARTED
HERE**



<https://CartPros.com/f.html>

1

G

E

**DID YOU
KNOW?**

CartPros directs you to the right part using the part numbers from this manual. Enter the part number into our search box and it will find the part you are looking for.

**GET STARTED
HERE**



<https://CartPros.com/f.html>

WHEEL AND TIRES

2

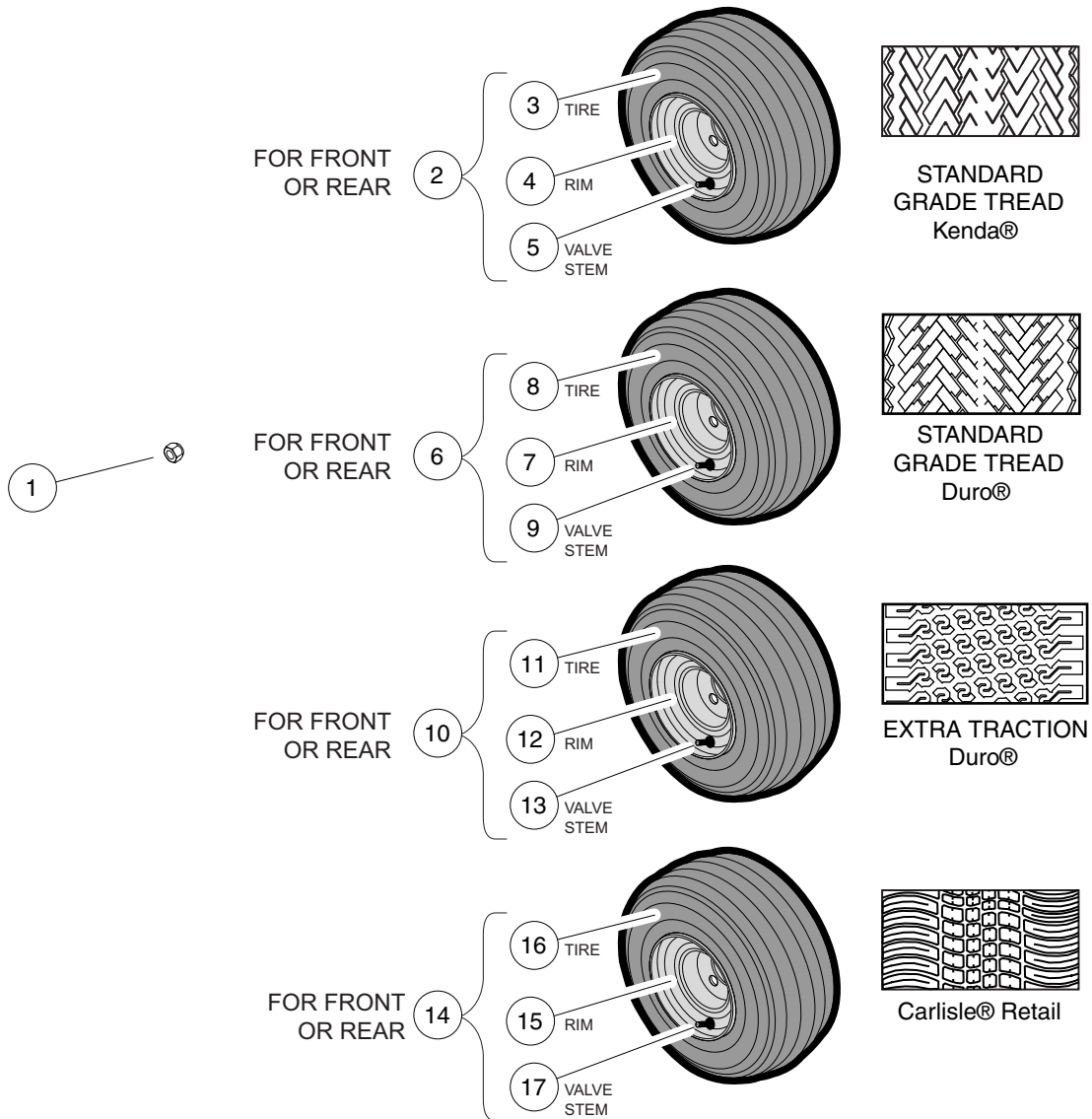
G

E

2

G

E



000474-003

WHEELS AND TIRES – I2

ITEM	PART NO.	DESCRIPTION	QTY
		1 2 3 4	
1	1010984	.500-20 Unf Lug Nut	16
2	102522601	Asm-Kenda Std Gray (includes items 3 through 5)	4
3	103458601	Tire, Kenda Hole-n-1, Xt	1
4	103459101	Wheel Rim Asm, 8"x7", Silver	1
5	7310	Valve Stem	1
6	102522604	Asm-duro Std Gray (includes items 7 through 9)	4
7	102557801	Wheel Rim Asm, 8" X 7.000"	1
8	102569304	Duro 18 X 8.5 X 8, 4-Ply	1
9	7310	Valve Stem	1
10	102522605	Asm-duro Extra Tract Gray (includes items 11 through 13)	4
11	101769302	Tire, Unmounted Xtrac 18 x 8.50-8	1
12	102557801	Wheel Rim Asm, 8" X 7.000"	1
13	7310	Valve Stem	1
14	102522609	Asm-carlisle Retail (includes items 15 through 17)	4
15	102557801	Wheel Rim Asm, 8" X 7.000"	1
16	102569309	Carlisle 18 X 8.50 R8	1
17	7310	Valve Stem	1

2

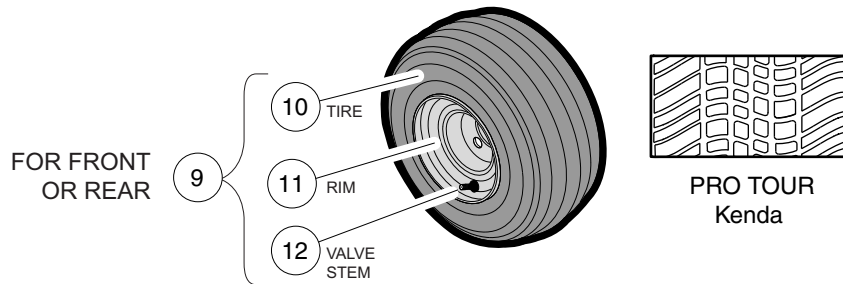
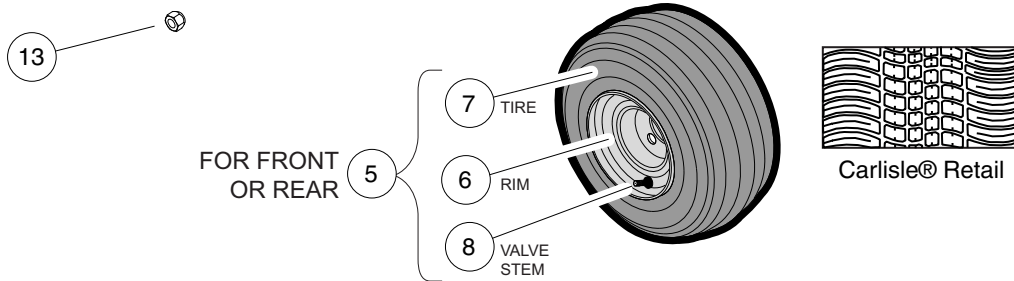
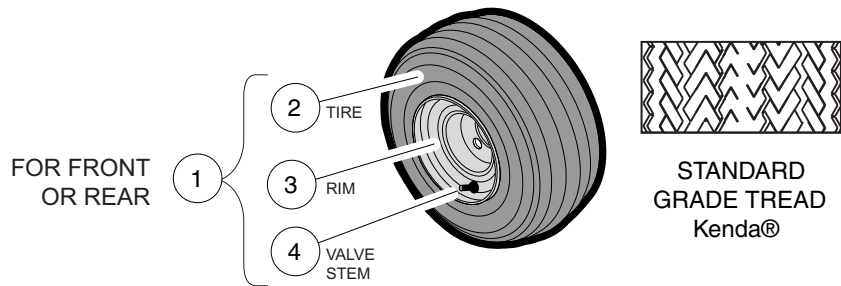
G

E

2

G

E



000475-003

WHEELS AND TIRES – I2L

ITEM	PART NO.	DESCRIPTION	QTY
		1 2 3 4	
1	102522601	Asm-Kenda Std Gray (includes items 2 through 4)	4
2	103458601	Tire, Kenda Hole-n-1, Xt	1
3	103459101	Wheel Rim Asm, 8"x7", Silver	1
4	7310	Valve Stem	1
5	102522609	Asm-carlisle Retail (includes items 6 through 8)	4
6	102557801	Wheel Rim Asm, 8" X 7.000"	1
7	102569309	Carlisle 18 X 8.50 R8	1
8	7310	Valve Stem	1
9	102540601	Tire and Wheel, Aluminum (includes items 10 through 12)	4
10	102556701	Tire, Pro Tour, 205-50 X 10	1
11	102556801	Wheel, ChampionsAluminum'.....	1
12	7310	Valve Stem	1
13	102540701	Lug Nut, 1/2" Closed End	16

2

G

E

DID YOU KNOW?

CartPros directs you to the right part using the part numbers from this manual. Enter the part number into our search box and it will find the part you are looking for.

**GET STARTED
HERE**



<https://CartPros.com/f.html>

2

G

E

**DID YOU
KNOW?**

CartPros directs you to the right part using the part numbers from this manual. Enter the part number into our search box and it will find the part you are looking for.

**GET STARTED
HERE**

→ <https://CartPros.com/f.html>

DECALS

3

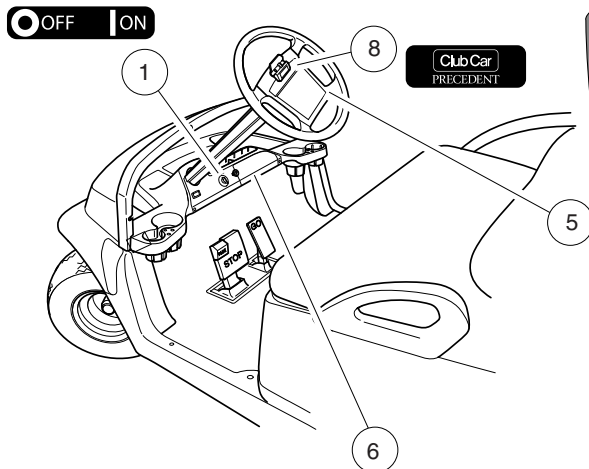
G

E

3

G

E



OPERATING INSTRUCTIONS

- Read owner's manual and safety warnings located on dash panel prior to driving.
- Study and understand controls.

TO OPERATE

- Turn wheels to desired direction and ensure path is clear.
- Turn key to ON position.
- While stopped, place shift lever in desired position:
F—Forward N—Neutral R—Reverse (Buzzer will sound)
- Park brake will release and vehicle will start moving when accelerator pedal is pressed.
- Slowly press accelerator pedal to increase speed.
- To stop, release accelerator pedal and press brake pedal.

BEFORE LEAVING

- Press park brake pedal until it locks and holds vehicle.
- Place Forward/Reverse switch in NEUTRAL position.
- Turn key OFF and remove key when not in use.

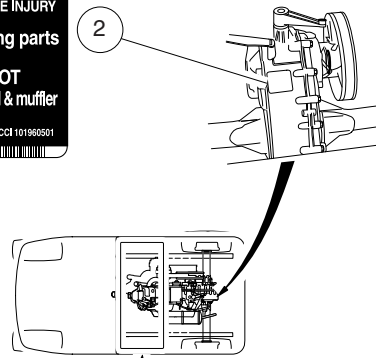
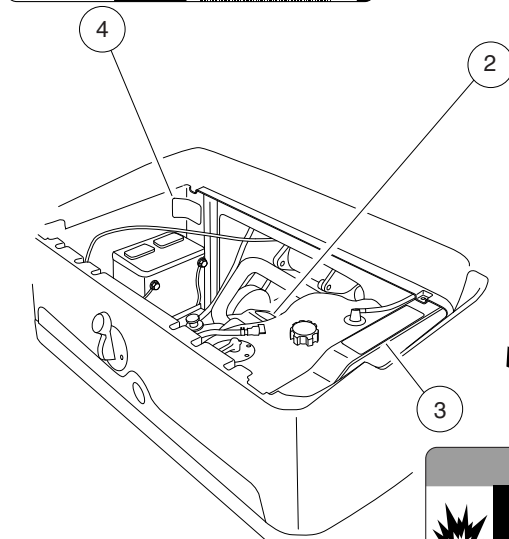
CCI 102519201

WARNING

ROLLOVER OR FALLING OFF MAY CAUSE SERIOUS INJURY OR DEATH.

- Before using vehicle, read operating instructions.
- Do not start vehicle until all occupants are seated.
- Keep entire body inside vehicle while moving.
- Drive slowly in turns and straight up and down slopes.
- Use brakes to reduce speed when coasting downhill.
- Never operate under the influence of alcohol or drugs.
- For use by authorized persons in designated areas only.
- Remain seated while moving.
- Operate from driver side only.
- Never operate on public roads.
- Hold on to seat handle while moving.
- Two (2) persons per seat maximum.
- Never stand in front of or behind vehicle.
- Do not leave children unattended on vehicle.

CCI 102519301



WARNING

GASOLINE EXPLOSION / FIRE CAN CAUSE SEVERE INJURY OR DEATH

- No sparks or open flame near fuel or fuel tank.
- No smoking near fuel or fuel tank.
- Stop engine and allow to cool before refueling.
- Turn fuel valve (—) on during operation.
- Turn fuel valve (—) off during storage or transport.

EXCESSIVE SPEED CAN CAUSE SEVERE INJURY OR DEATH

- Do not tamper with engine governor adjustment.

CCI 102517801

CE

000444-001



DECALS – GASOLINE VEHICLE

ITEM	PART NO.	DESCRIPTION	QTY
		1 2 3 4	
1	101825101	Decal, Off/On	1
2	101960501	Decal, Rotating Parts/Hot Manifold	2
3	102517801	Decal, Warning - Gas and Govenor	1
4	102517901	Decal, Warning - Frame Ground	1
5	102519201	Decal, Operating Instr, Gas	1
6	102519301	Decal, Warning, Rollover	1
7	102538101	Decal, Operating Instructions	1
8	102540901	Decal, Club Car Clip	1
Note: Item 7 not shown.			

3

G

E

3

G

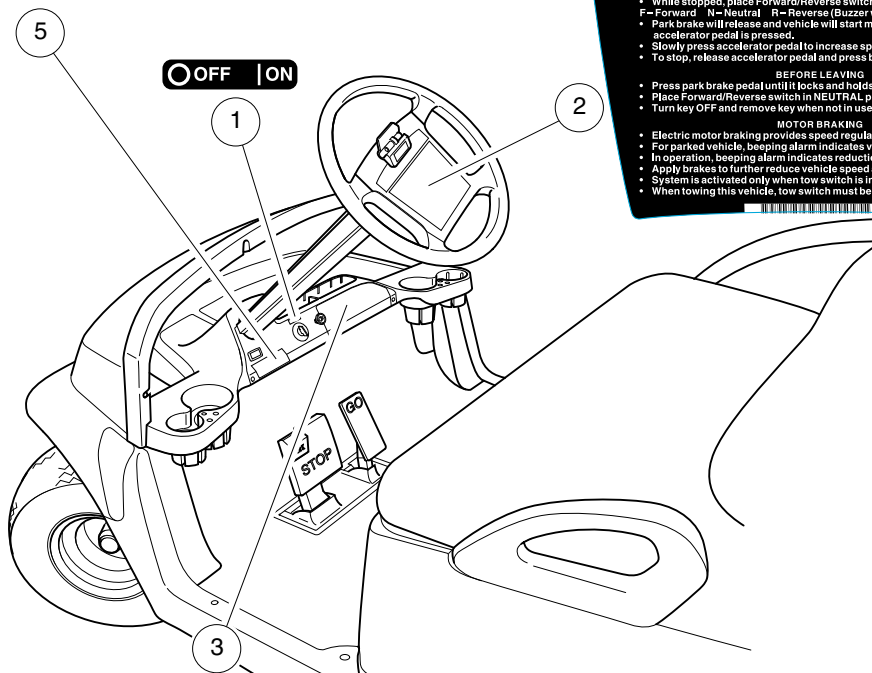
E

IMPORTANT NOTICE

This vehicle does not conform to ANSI Z130.1 - "Standard for Golf Cars - Safety and Performance Requirements" because it is capable of speeds in excess of 15 miles per hour. Exercise caution.

CCI 102555901

OFF ON



OPERATING INSTRUCTIONS

- Read owner's manual and dash-mounted safety warnings prior to driving.
- Study and understand controls.

TO OPERATE

- Turn wheels to desired direction and ensure path is clear.
- Turn key to ON position.
- While stopped, place Forward/Reverse switch in desired position: F=Forward N=Neutral R=Reverse (Buzzer will sound)
- Park brake will release and vehicle will start moving when accelerator pedal is pressed.
- Slowly press accelerator pedal to increase speed.
- To stop, release accelerator pedal and press brake pedal.

BEFORE LEAVING

- Press park brake pedal until it locks and holds vehicle.
- Place Forward/Reverse switch in NEUTRAL position.
- Turn key OFF and remove key when not in use.

MOTOR BRAKING

- Electric motor braking provides speed regulation functions.
- For parked vehicle, beeping alarm indicates vehicle roll away.
- In operation, beeping alarm indicates reduction in motor braking.
- Apply brakes to further reduce vehicle speed as required.
- System is activated only when tow switch is in the RUN position.
- When towing this vehicle, tow switch must be in the TOW position.

CCI 102518001

⚠ WARNING

ROLLOVER OR FALLING OFF MAY CAUSE SERIOUS INJURY OR DEATH.

- Before using vehicle, read operating instructions.
- Do not start vehicle until all occupants are seated.
- Keep entire body inside vehicle while moving.
- Drive slowly in turns and straight up and down slopes.
- Use brakes to reduce speed when coasting downhill.
- Never operate under the influence of alcohol or drugs.
- For use by authorized persons in designated areas only.
- Remain seated while moving.
- Operate from driver side only.
- Never operate on public roads.
- Hold on to seat handle while moving.
- Two (2) persons per seat maximum.
- Never stand in front of or behind vehicle.
- Do not leave children unattended on vehicle.

CCI 102519301

000441-002



DECALS – ELECTRIC VEHICLE

ITEM	PART NO.	DESCRIPTION	QTY
		1 2 3 4	
1	101825101	Decal, Off/On	1
2	102518001	Decal, Operating Instr, Elec	1
3	102519301	Decal, Warning, Rollover	1
4	102538201	Decal, Operating Instructions	1
5	102555901	Decal, Private Speed, Prec	1
		Note: Item 4 not shown.	

3

G

E

3

G

E

WARNING

BATTERY EXPLOSION COULD RESULT IN SEVERE PERSONAL INJURY

- Place Run/Tow switch in TOW position before performing any of the following:
 - Disconnecting or connecting battery cables
 - Towing this vehicle
 - Extended storage
 - Servicing the vehicle
- Do not store items in battery compartment.
- Keep electronic components dry.
- Do not operate vehicle without this plate properly installed.
- See vehicle service manual before servicing.

RUN

TOW

CCI 103384601

CAUTION EXPOSURE TO WATER MAY DAMAGE ELECTRONIC COMPONENTS

- Do not direct water stream in the area of this plate.
- See vehicle service manual before servicing.

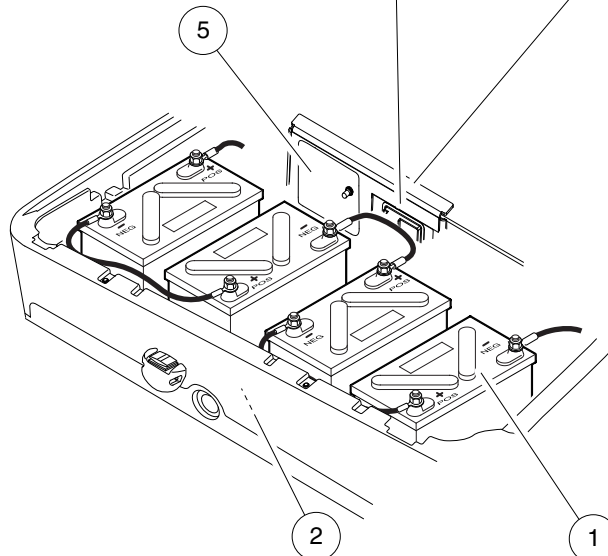
CCI 103384601

WARNING

SHORTING OF BATTERY TERMINALS CAN CAUSE PERSONAL INJURY OR DEATH.

- When removing component mounting plate, do not place plate directly on top of batteries.

103384701



WARNING

HEAVY LIFTING CAN CAUSE SEVERE PERSONAL INJURY

- The weight of each 12-volt battery is in excess of 80 lb (36.3 kg).
- Lift batteries only with the aid of an assistant.

CCI 103238501

DANGER!

HIGH VOLTAGE...
RISK OF SHOCK
DO NOT TOUCH UNINSULATED TERMINALS OR CONNECTORS.

NO SPARKS, FLAMES, SMOKING

SULFURIC ACID
CAN CAUSE BLINDNESS OR SEVERE BURNS

SHIELD EYES
EXPLOSIVE GASES
CAN CAUSE BLINDNESS OR INJURY

FLUSH EYES IMMEDIATELY WITH WATER.
GET MEDICAL HELP FAST

SEE INSTALLATION, MAINTENANCE AND OPERATION INSTRUCTIONS
VENTILATE WELL WHEN IN AN ENCLOSED SPACE AND WHEN CHARGING.
KEEP OUT OF REACH OF CHILDREN
DO NOT TIP

CCI 102591901

000441-004

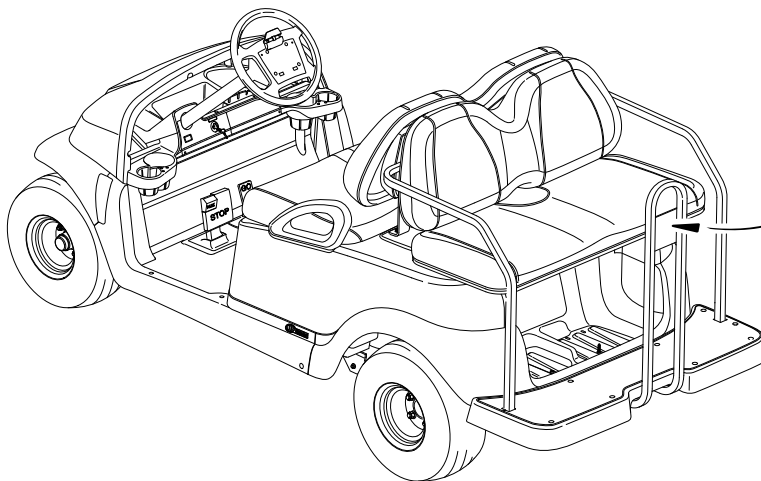
DECALS – ELECTRIC VEHICLE, CONTINUED

ITEM	PART NO.	DESCRIPTION	QTY	3 G E
		1 2 3 4		
1	N/A	Warning Tag, Battery, SPWS (For SPWS Accessory)	4	
2	103238501	Decal, Warning -battery Weight	1	
3	103384601	Decal-water Exposure	1	
4	103384701	Decal-warning, Short	1	
5	103384801	Decal-warning, Run Tow	1	

3**G****E****WARNING****FALLING OFF COULD RESULT
IN SEVERE INJURY OR DEATH**

- Remain seated with entire body inside vehicle and hold on to seat handle or handrail at all times.
- Two (2) persons per bench seat maximum.
- One (1) person per bucket seat maximum.
- Do not leave children unattended on vehicle at anytime.
- Never stand in front of or behind vehicle.

CCI 101705701



000495-001



DECAL – PRECEDENT VILLAGER 4

ITEM	PART NO.	DESCRIPTION	QTY	3 G E
1	101705701	<div>1 2 3 4</div> Decal, Warning	4	

DID YOU KNOW?

CartPros directs you to the right part using the part numbers from this manual. Enter the part number into our search box and it will find the part you are looking for.

**GET STARTED
HERE**



<https://CartPros.com/f.html>

3

G

E

**DID YOU
KNOW?**

CartPros directs you to the right part using the part numbers from this manual. Enter the part number into our search box and it will find the part you are looking for.

**GET STARTED
HERE**



<https://CartPros.com/f.html>

BRAKES AND PEDAL GROUP ASSEMBLIES

4

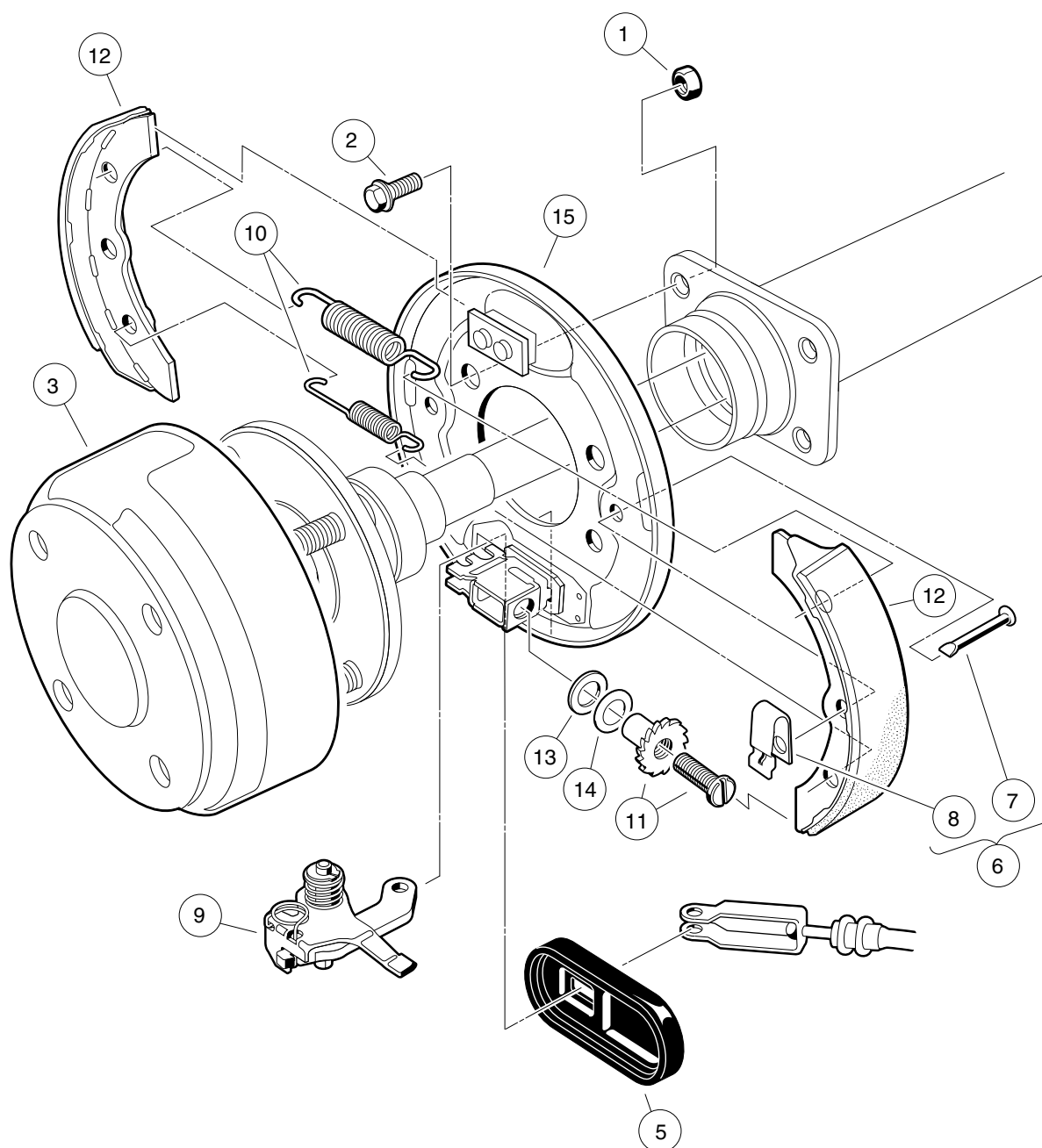
G

E

4

G

E



000186-001

REAR BRAKE ASSEMBLY, SELF-ADJUSTING

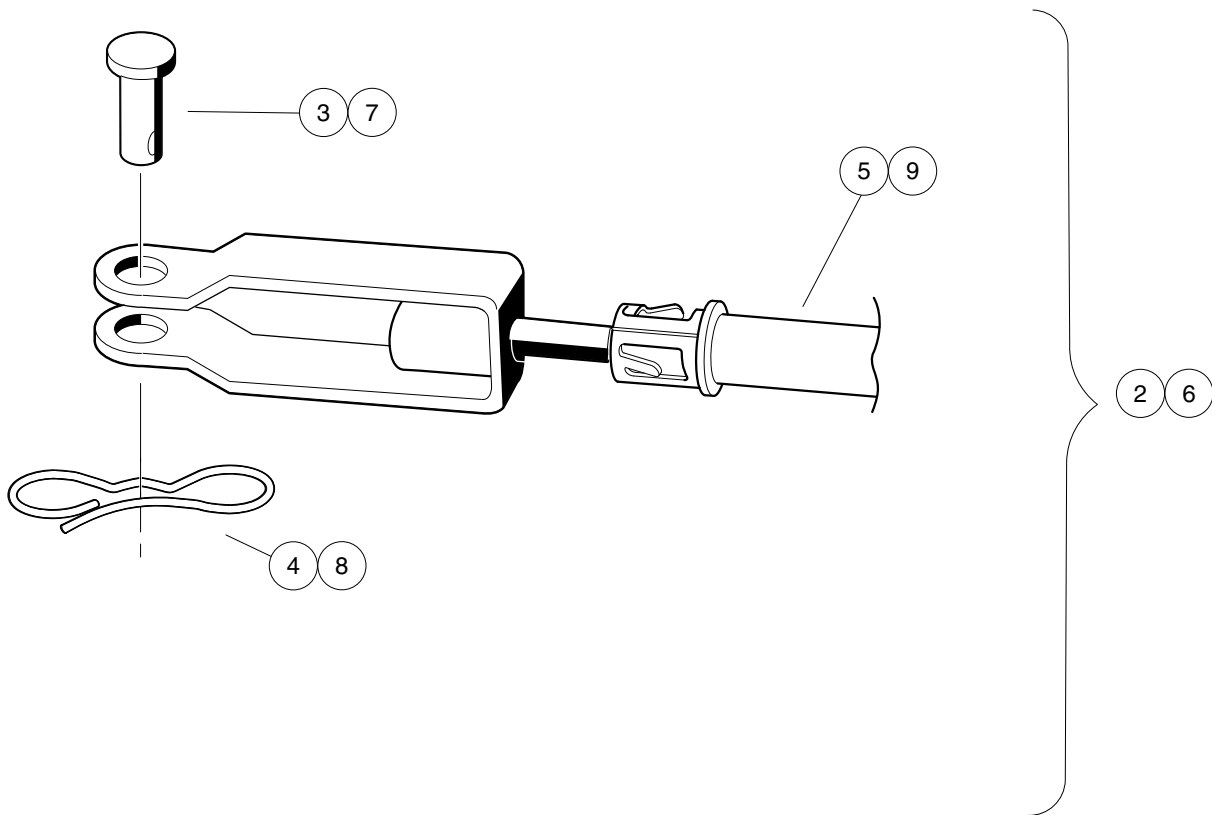
ITEM	PART NO.	DESCRIPTION	QTY
		1 2 3 4	
1	1013924	Nut, 5/16-24 Hex Head Cone	8
2	1014153	Bolt, Brake Cluster Mounting	8
3	101791101	Drum without Center Hole, Brake	2
4	101823301	Cluster Assembly, Right (Passenger) Brake (includes items 5 through 15)	1
5	1010850	Dust Cover	1
6	1011466	Kit, Shoe Retainer (includes items 7 and 8)	1
7	N/A	Pin	2
8	N/A	Shoe Clamp Spring	2
9	101815501	Lever Assembly, Self-Adjusting Brake, Right (Passenger)	1
10	101816301	Package, Brake Spring, Self-Adjusting	1
11	101816501	Adj Mechanism, S.A. Brakes, Right (Passenger)	1
12	101823201	Package, Brake Shoe, Self-Adjusting	1
13	101823801	Plate, Washer, Brake, Self-Adjusting	1
14	101823901	Washer, Brake, Self-Adjusting	1
15	101824001	Plate Assembly, Right Brake Backing	1
16	101823302	Cluster Assembly, Left Brake (includes items 17 through 27)	1
17	1010850	Dust Cover	1
18	1011466	Kit, Shoe Retainer (includes items 19 and 20)	1
19	N/A	Pin	2
20	N/A	Shoe Clamp Spring	2
21	101815502	Lever Assembly, Self-Adjusting Brake, Left	1
22	101816301	Package, Brake Spring, Self-Adjusting	1
23	101816502	Adjusting Mechanism, Self-Adjusting Brake, Left	1
24	101823201	Package, Brake Shoe, Self-Adjusting	1
25	101823801	Plate, Washer, Brake, Self-Adjusting	1
26	101823901	Washer, Brake, Self-Adjusting	1
27	101824002	Plate Assembly, Left Brake Backing	1
Note: Driver-side brake cluster not shown. Components have a similar appearance to passenger-side brake cluster components.			

4
G
E

4

G

E



000467-001



BRAKE CABLES

ITEM	PART NO.	DESCRIPTION	QTY
		1 2 3 4	
1	103528801	Kit, Brake Cable, Prec Upgrade (includes items 2 through 11)	1
2	103528701	Kit, Brake Cable, Prec, Rh (includes items 3 through 5)	1
3	1010829	Pin, Clevis, 5/16 X 3/4	1
4	102292801	Pin, Bow Tie Locking - .072	1
5	103528501	Cable, Brake, Prec, Right	1
6	103528702	Kit, Brake Cable, Prec, Lh (includes items 7 through 9)	1
7	1010829	Pin, Clevis, 5/16 X 3/4	1
8	102292801	Pin, Bow Tie Locking - .072	1
9	103528601	Cable, Brake, Prec, Left	1
10	103535001	Bracket, Equalizer, Prec Awd	1
11	N/A	Instr, Prec Brake Cable Kit	1

4

G

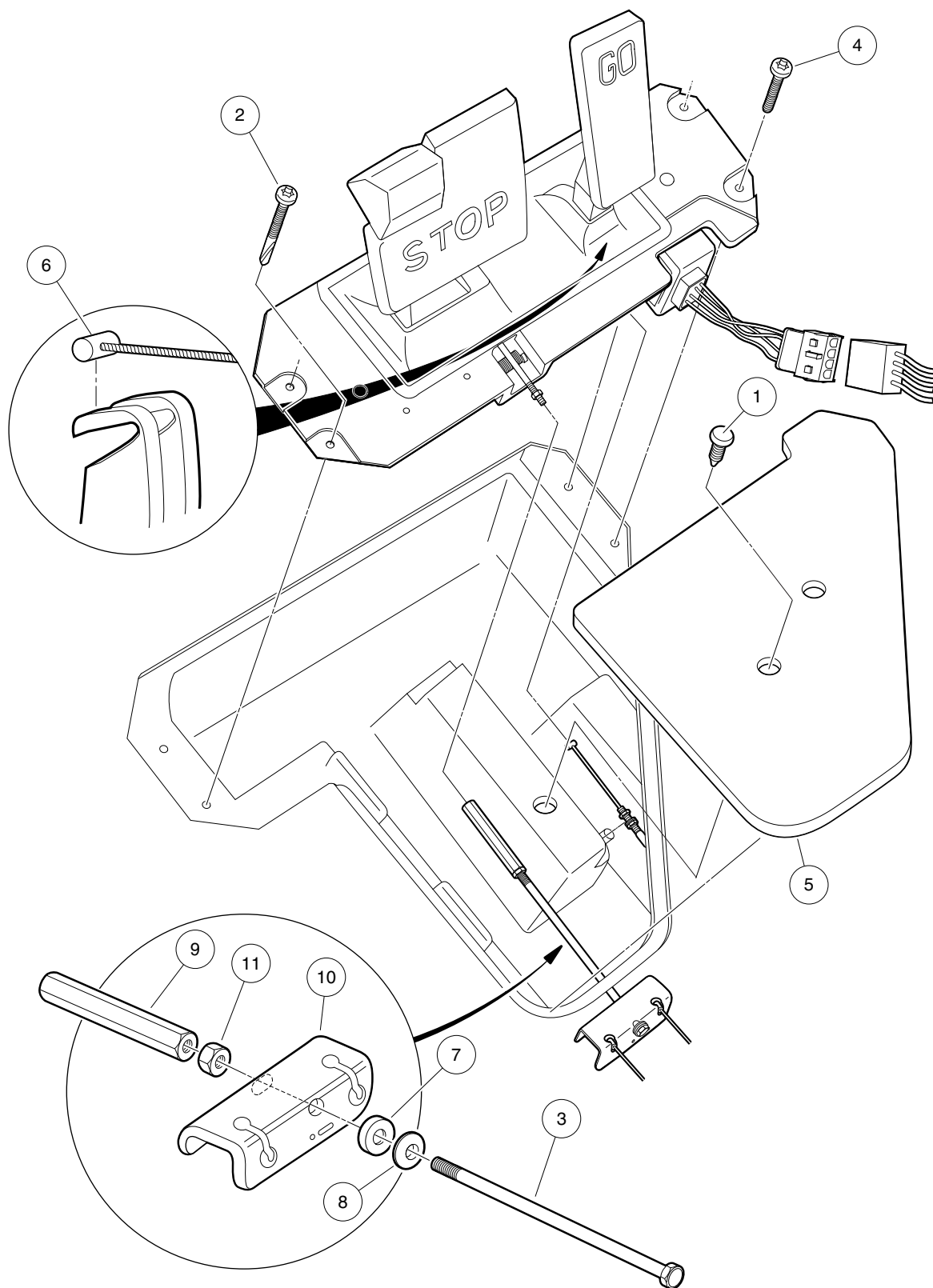
E



4

G

E



000443-001

FEDAL GROUP CONNECTIONS - GASOLINE VEHICLE, GENERATION 1

ITEM	PART NO.	DESCRIPTION	QTY
		1 2 3 4	
1	1010434	Barrel - Plastic	1
2	102292201	Screw-1/4-20x1.25 Torx Pn Hd sd	2
3	102297901	Bolt, 5/16-18 X 7.375, Hex	1
4	102298030	Screw, K80x30, Torx Pn Hd Pt	2
5	102500801	Plate - Floor Cover	1
6	102513102	Cable, Acc, Snap-in	1
7	102551901	Washer, 5/16, Self Comp, Cup	1
8	102552001	Washer, 5/16, Self Comp, Cone	1
9	102594301	Nut, 5/16-18, Hex Adjusting -I	1
10	103535001	Bracket, Equalizer, Prec Awd	1
11	1242	Nut, 5/16-18 Hex	1

4

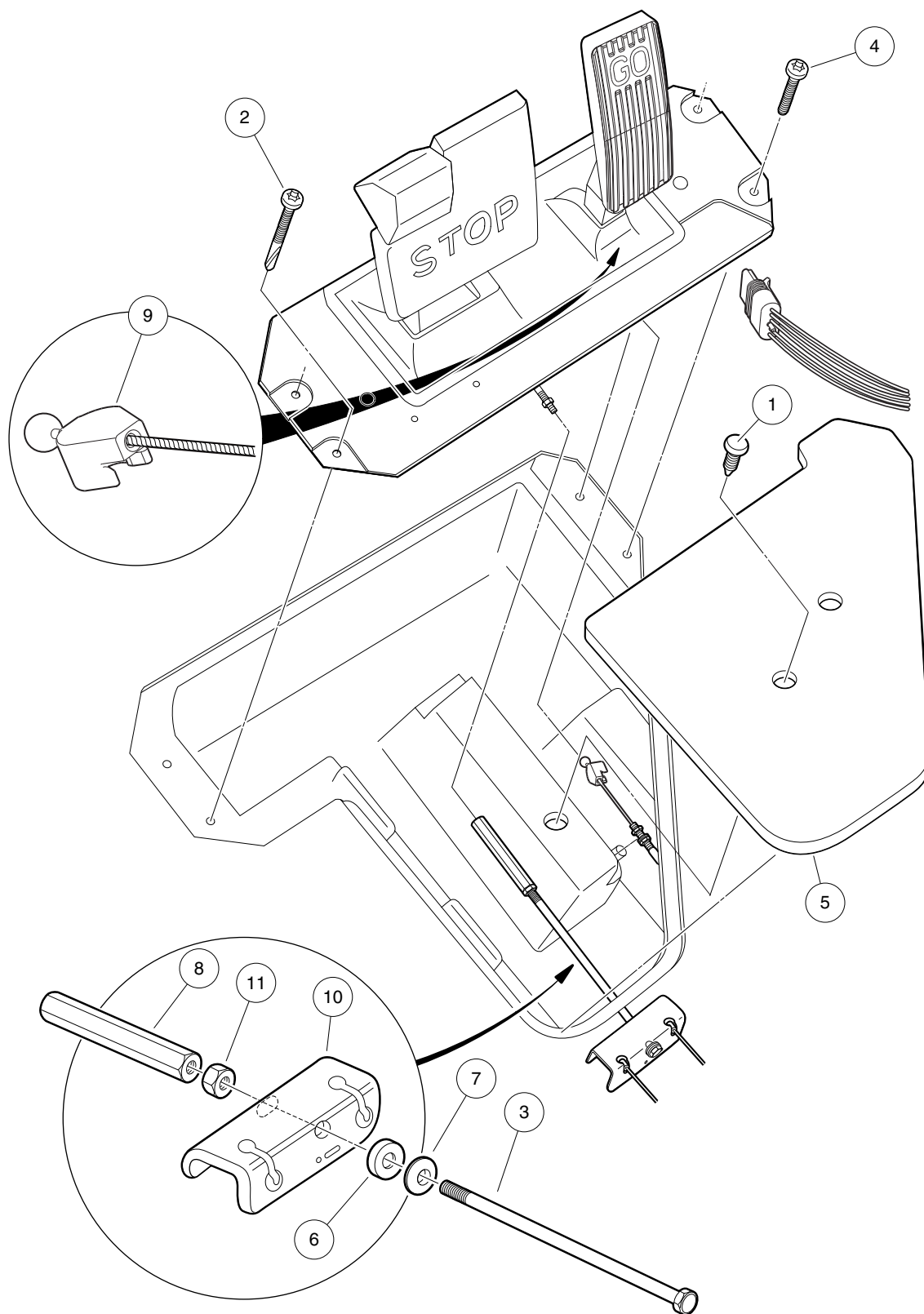
G

E

4

G

E



000443-003

FEDERAL GROUP CONNECTIONS - GASOLINE VEHICLE, GENERATION 2

ITEM	PART NO.	DESCRIPTION	QTY
		1 2 3 4	
1	1010434	Barrel - Plastic	1
2	102292201	Screw-1/4-20x1.25 Torx Pn Hd sd	2
3	102297901	Bolt, 5/16-18 X 7.375, Hex	1
4	102298030	Screw, K80x30, Torx Pn Hd Pt	2
5	102500801	Plate - Floor Cover	1
6	102551901	Washer, 5/16, Self Comp, Cup	1
7	102552001	Washer, 5/16, Self Comp, Cone	1
8	102594301	Nut, 5/16-18, Hex Adjusting -I	1
9	102595101	Cable, Acc, Snap-in	1
10	103535001	Bracket, Equalizer, Prec Awd	1
11	1242	Nut, 5/16-18 Hex	1

4

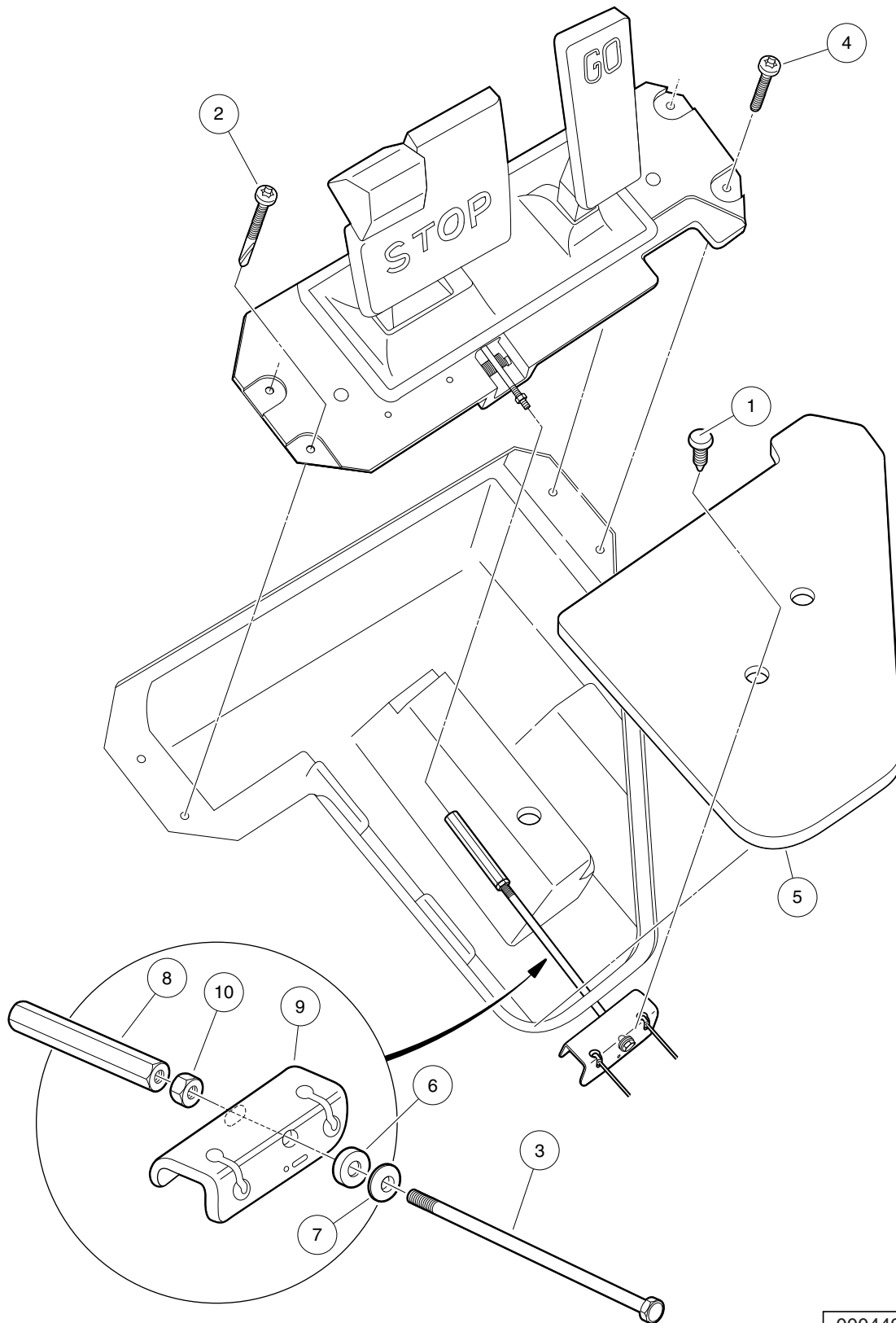
G

E

4

G

E



000442-001

PEDAL GROUP CONNECTIONS – ELECTRIC VEHICLE

ITEM	PART NO.	DESCRIPTION	QTY
		1 2 3 4	
1	1010434	Barrel - Plastic	1
2	102292201	Screw-1/4-20x1.25 Torx Pn Hd sd	2
3	102297901	Bolt, 5/16-18 X 7.375, Hex	1
4	102298030	Screw, K80x30, Torx Pn Hd Pt	2
5	102500801	Plate - Floor Cover	1
6	102551901	Washer, 5/16, Self Comp, Cup	1
7	102552001	Washer, 5/16, Self Comp, Cone	1
8	102594301	Nut, 5/16-18, Hex Adjusting -I	1
9	103535001	Bracket, Equalizer, Prec Awd	1
10	1242	Nut, 5/16-18 Hex	1

4

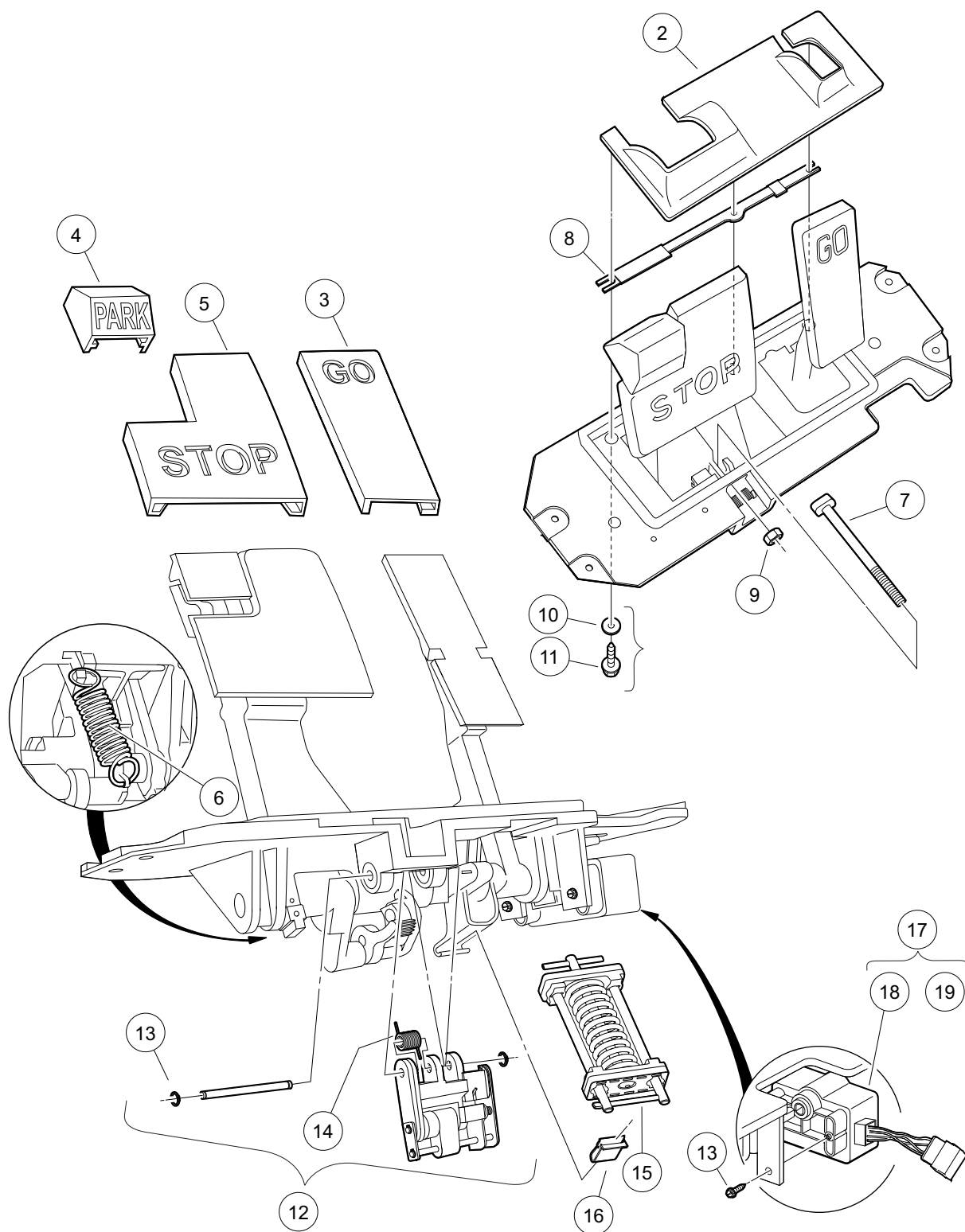
G

E

4

G

E



000487-001

PEDESTAL GROUP COMPONENTS - GASOLINE VEHICLE, GENERATION 1

ITEM	PART NO.	DESCRIPTION	QTY
		1 2 3 4	
1	N/A	Asm, Pedal Box Gas (includes items 2 through 17)	1
2	102558801	Shield, Debris	1
3	102558901	Pad, Pedal, Accelerator	1
4	102559001	Pad, Pedal, Park	1
5	102559101	Pad, Pedal, Brake	1
6	102559301	Spring, Brake, Return	1
7	102559401	Rod, Brake	1
8	102559601	Shield, Debris, Aux	1
9	102559701	Nut, Brake Rod	1
10	102563001	Washer, Std Fender, #10	3
11	102563101	Screw, Type A, #10	5
12	102587401	Assembly Pawl Lock Headed Pins (includes items 13 and 14)	1
13	102587501	Clip, Push, Pawl	2
14	103344301	Spring, Pawl Return	1
15	102588701	Kit, Pedal Spring	1
16	102588901	Clip, U	1
17	103327701	Kit, Gcor (includes items 18 and 19)	1
18	N/A	GCOR, Prec	1
19	N/A	Instr, Kit Gcor/mcor	1
<p>Note: Replace pedal box assembly with Generation 2 pedal box assembly (CCI P/N 102595021). Generation 2 pedal box assembly will also require new accelerator pedal cable (CCI P/N 102595101).</p>			

4

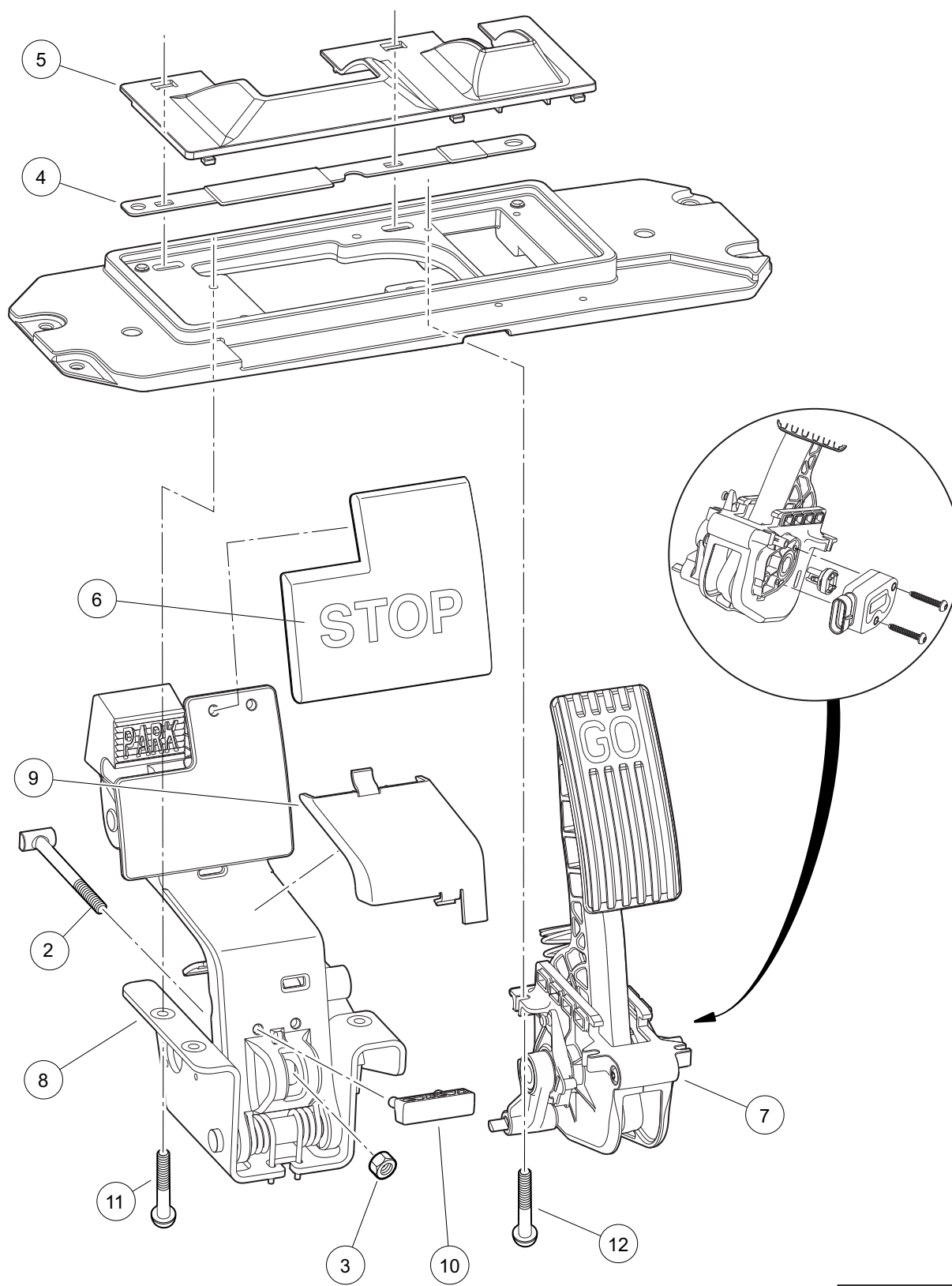
G

E

4

G

E



000487-003

PEDAL GROUP COMPONENTS - GASOLINE VEHICLE, GENERATION 2

ITEM	PART NO.	DESCRIPTION	QTY
		1 2 3 4	
1	102595015	Pedal Assy Gas Triac Sp (includes items 2 through 12)	1
2	102559401	Rod, Brake	1
3	102559701	Nut, Brake Rod	1
4	N/A	Shield, Debris Aux	1
5	N/A	Shield, Debris Primary	1
6	102595401	Pad, Brake	1
7	102595502	Throttle, Gas, Triac	1
8	102595701	Assy, Brake (includes items 9 and 10)	1
9	102595201	Cover, Brake	1
10	102595301	Upstop, Brake	1
11	102595901	Screw, M6x1.0x17 Ph, Taptite	4
12	102596001	Screw, M5x0.8x18 Ph, Taptite	4
<p>Note: Generation 2 pedal box assembly will also require new accelerator pedal cable (CCI P/N 102595101).</p>			

4

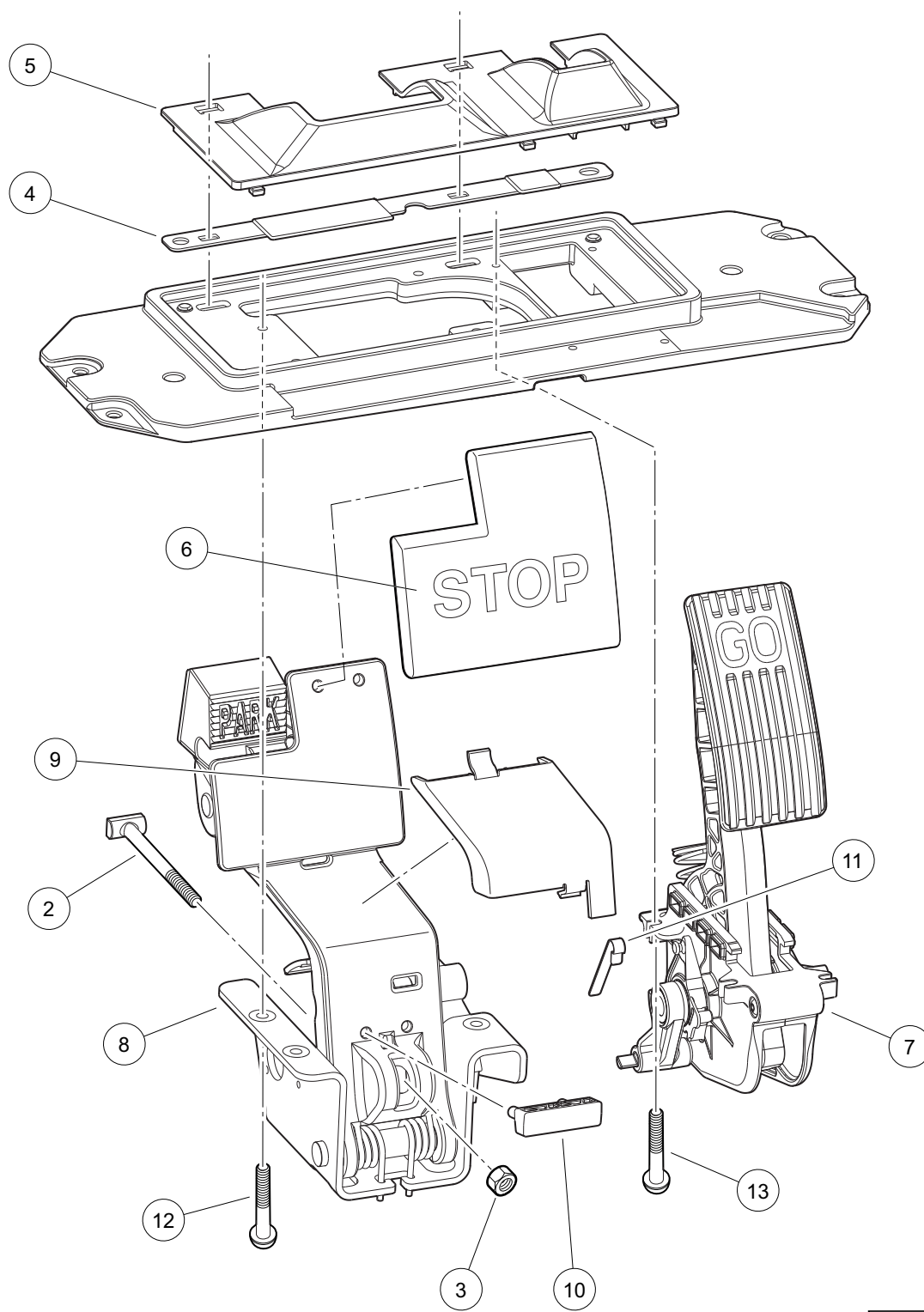
G

E

4

G

E



000487-002

PEDAL GROUP COMPONENTS – ELECTRIC VEHICLE

ITEM	PART NO.	DESCRIPTION	QTY
		1 2 3 4	
1	102595012	Pedal Assy Elec Sp (includes items 2 through 13)	1
2	102559401	Rod, Brake	1
3	102559701	Nut, Brake Rod	1
4	N/A	Shield, Debris Aux	1
5	N/A	Shield, Debris Primary	1
6	102595401	Pad, Brake	1
7	102595601	Throttle, Elec	1
8	102595701	Assy, Brake (includes items 9 and 10)	1
9	102595201	Cover, Brake	1
10	102595301	Upstop, Brake	1
11	102595801	Leaf Spring, Pedal	1
12	102595901	Screw, M6x1.0x17 Ph, Taptite	4
13	102596001	Screw, M5x0.8x18 Ph, Taptite	4

4

G

E

DID YOU KNOW?

CartPros directs you to the right part using the part numbers from this manual. Enter the part number into our search box and it will find the part you are looking for.

**GET STARTED
HERE**



<https://CartPros.com/f.html>

4

G

E

**DID YOU
KNOW?**

CartPros directs you to the right part using the part numbers from this manual. Enter the part number into our search box and it will find the part you are looking for.

**GET STARTED
HERE**



<https://CartPros.com/f.html>

STEERING, FRONT AND REAR SUSPENSION

5

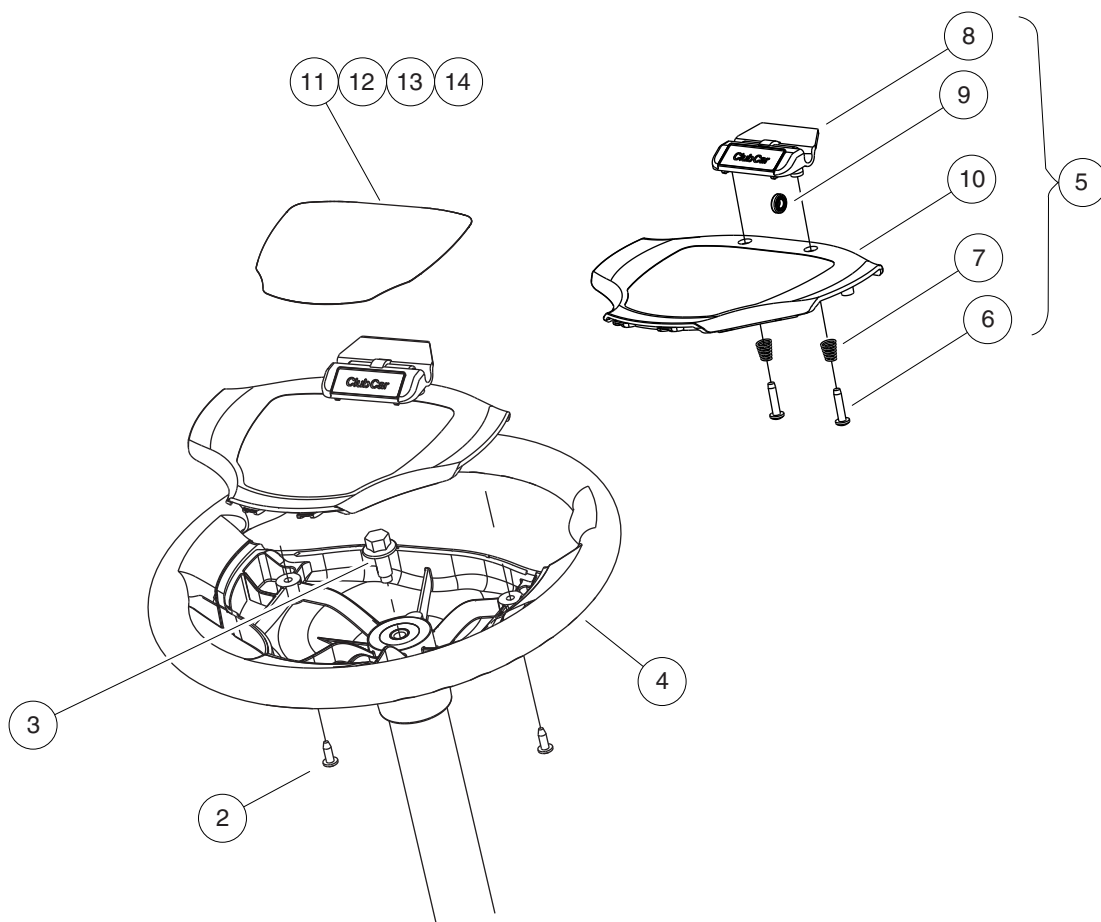
G

E

5

G

E



000470-002

STEERING WHEEL – I2L

ITEM	PART NO.	DESCRIPTION	QTY
		1 2 3 4	
1	103796701	Kit, Hex, Steering Wheel (includes items 2 through 15)	1
2	1016663	Screw, #12-14 X 0.625	2
3	102290120	Bolt, M10 X 20 Hex Washer Hd	1
4	103724503	Steering Wheel, Soft Hex	1
5	103724901	Asm, Scorecard, Clip (includes items 6 through 10)	1
6	1012565	Screw, #12 Phillips Round Head	2
7	1012566	Tapered Compression Spring	2
8	1016154	Clip, Scorecard	1
9	1016214	Pencil Grip	1
10	103724601	Cover, Steering Wheel, Clip	1
11	103783001	Decal, Op Instr, Ele	1
12	103783002	Decal, Op Instr, Gas Ps	1
13	103783003	Decal, Op Instr, Gas Ks	1
14	103783004	Decal, Op Instr, Limo Ab	1
15	103797301	Kit Instr, Steering Wheel	1

5

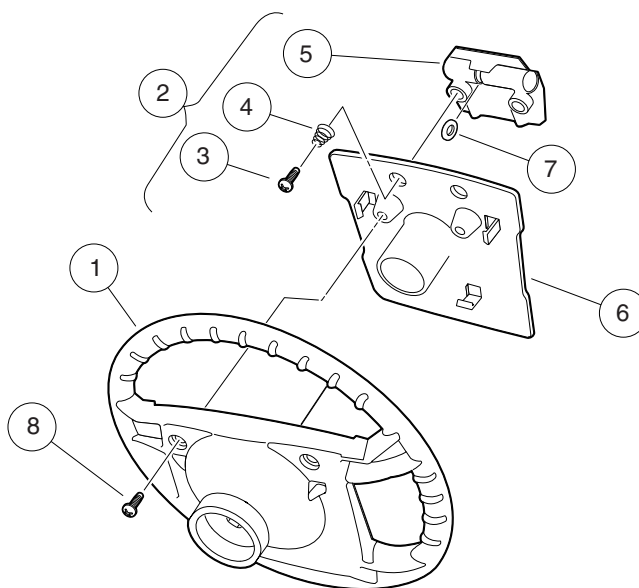
G

E

5

G

E



000471-001



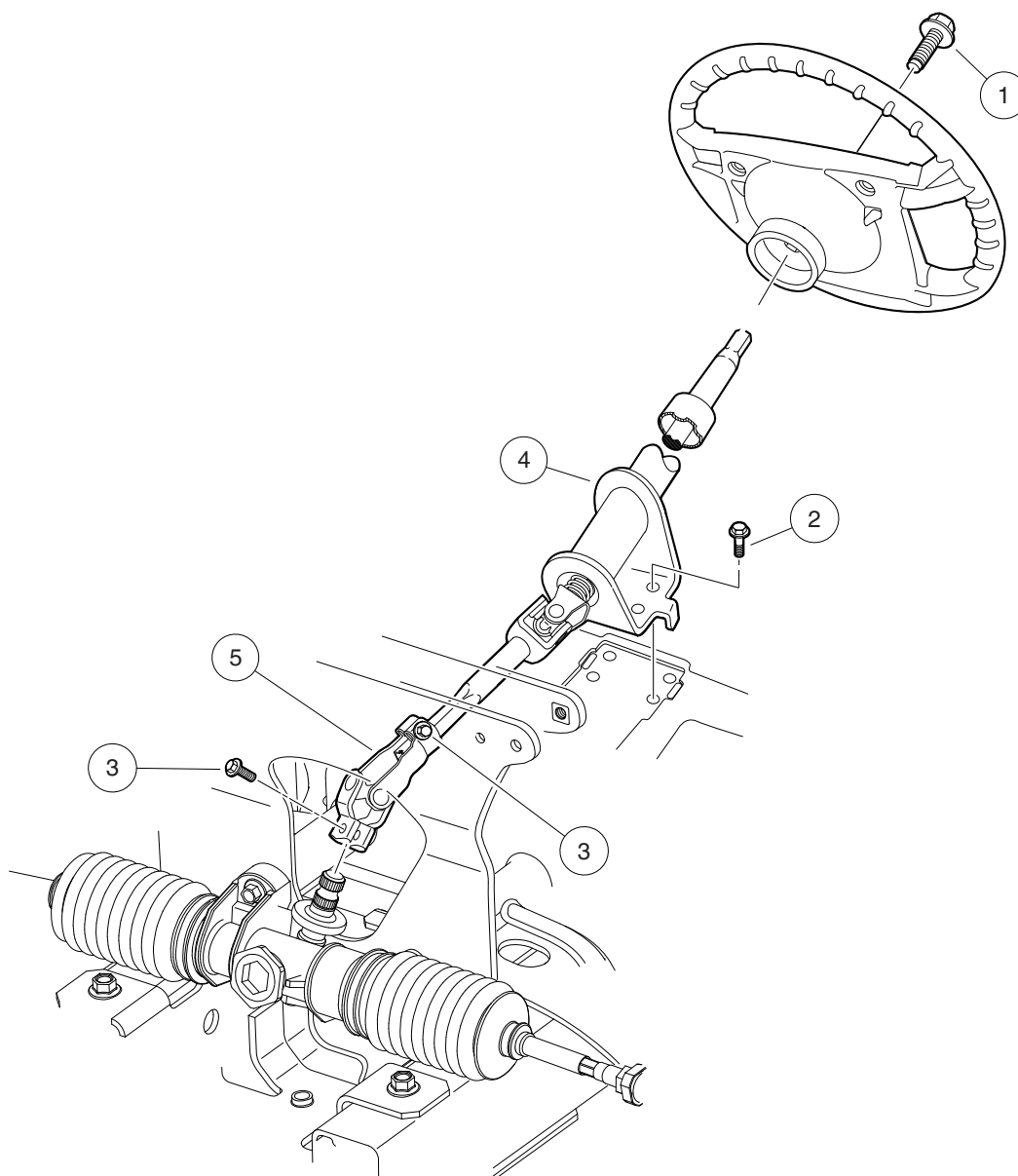
STEERING WHEEL – I2

ITEM	PART NO.	DESCRIPTION	QTY	5 G E
		1 2 3 4		
1	101615602	Wheel Assy, Tri-Lobe Steering	1	
2	1016219	Plate, Scorecard (includes items 3 through 7)	1	
3	1012565	Screw, #12 Phillips Round Head	2	
4	1012566	Tapered Compression Spring	2	
5	1016154	Clip, Scorecard	1	
6	N/A	Plate, Score Card	1	
7	1016214	Pencil Grip	1	
8	1016663	Screw, #12-14 X 0.625	2	

5

G

E



000469-002



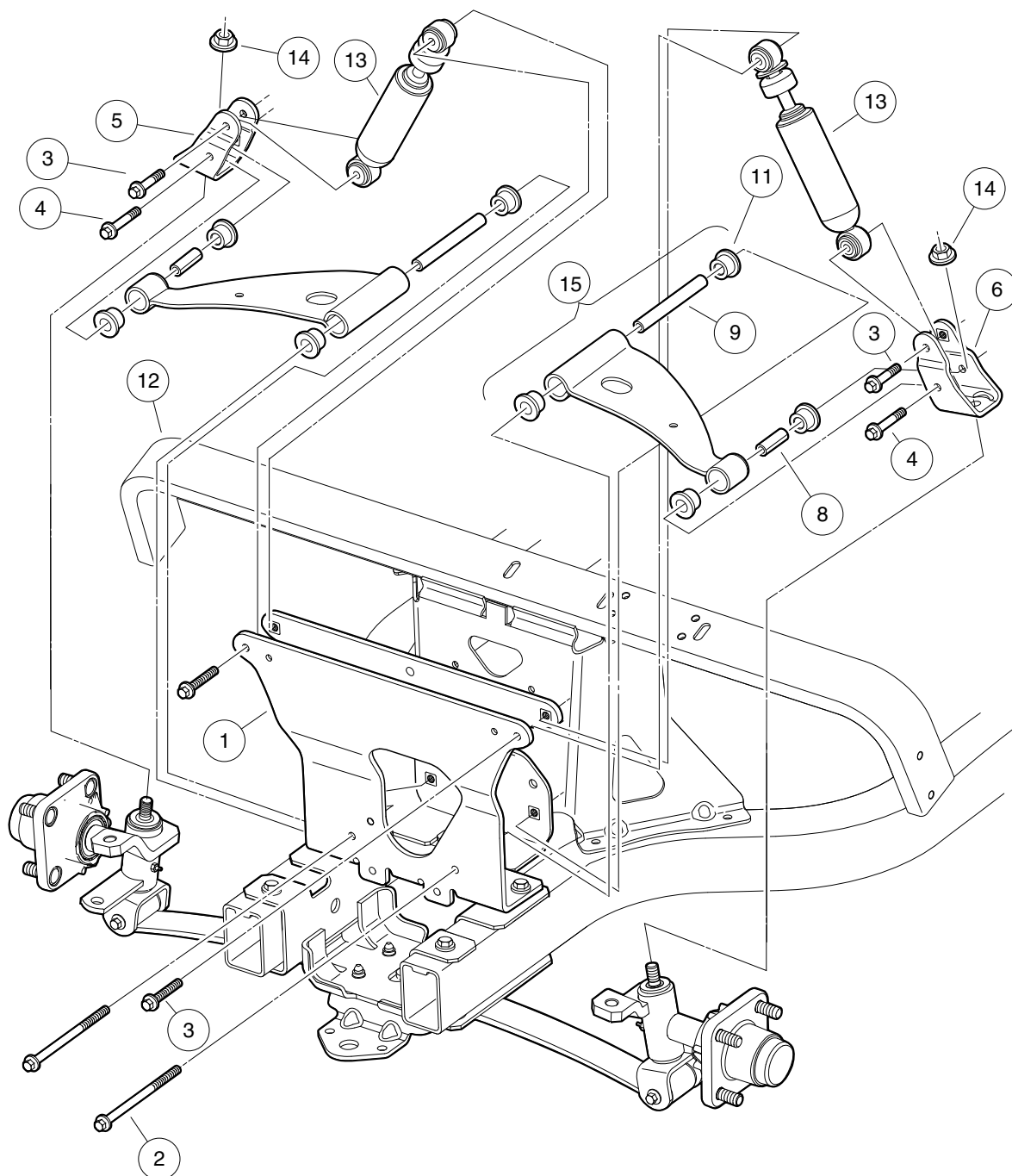
STEERING COLUMN

ITEM	PART NO.	DESCRIPTION	QTY	5 G E
		1 2 3 4		
1	102290120	Bolt, M10 X 20 Hex Washer Hd	1	
2	102298116	Bolt - Flanged Hd, M8 X 16.0	4	
3	102298130	Bolt, Flange Head, M8 X 30.0	2	
4	103209501	Assy, Steering Column, Ld	1	
5	103810201	Kit, Prec Lower Yoke, Wanda	1	

5

G

E



000445-001

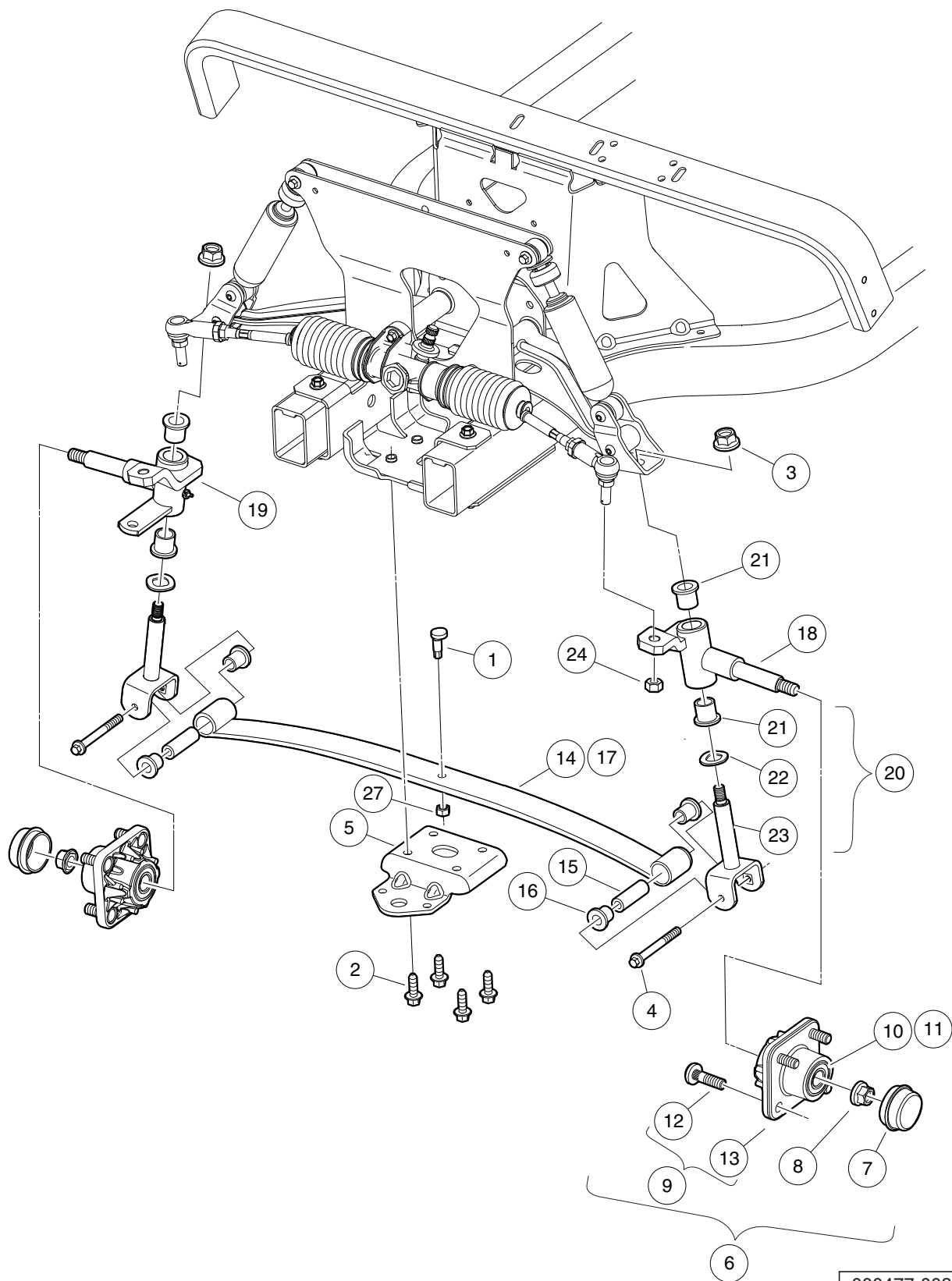
FRONT SUSPENSION, UPPER

ITEM	PART NO.	DESCRIPTION	QTY	5 G E
		1 2 3 4		
1	102287101	Assembly - Front Structure	1	
2	102288901	Bolt - Hex, M8x1.25 X 135	2	
3	102289401	Screw- Hex Cap, M8 X 1.25 X 45	4	
4	102289501	Screw- Hex Cap, M8 X 1.25 X 70	2	
5	102289601	Upper Clevis Assembly - Rh	1	
6	102289701	Upper Clevis Assembly - Lh	1	
7	102289901	Kit, Susp, Bushing Joints (includes items 8 through 11)	1	
8	102287601	Sleeve - Rolled, Outer	2	
9	102287701	Sleeve - Rolled, Inner	2	
10	102288101	Sleeve - Rolled, Spring	2	
11	102956201	Bushing, Urethane, Short, Prec	12	
12	102505701	Assembly, Dash Support	1	
13	102588601	Shock Absorber Front Prv Spd	2	
14	102878201	Nut, Lock,m12,washer,conical	2	
15	103388501	Asm, 3 Piece A-arm, Bushings	2	
<p>Note: Item 15 includes bushings and sleeves. Item 7 (not shown) includes bushings and sleeves for control arms, and front suspension leaf spring. See lower suspension page for illustration of item 10.</p>				

5

G

E



000477-003

FRONT SUSPENSION, LOWER

ITEM	PART NO.	DESCRIPTION	QTY
		1 2 3 4	
1	102288701	Eccentric Bolt	1
2	102289101	Screw-m10x1.5, Trilob, Hex Fl	4
3	102289201	Nut - Hex Locking, M12 X 1.25	2
4	102289501	Screw- Hex Cap, M8 X 1.25 X 70	2
5	102289801	Clamp - Leaf Spring	1
6	102357701	Replacement Kit, Front Hub (includes items 7 through 9)	1
7	102353201	Cap, Front Hub	1
8	102353301	Hex Nut, Locking Flange, M14x2	1
9	103490901	Asm, Front Hub, Bb, Long Stud (includes items 10 through 13)	1
10	102353101	Bearing, Ball, 6204	2
11	103446701	Spacer, Bearing, Front Hub, Pm	1
12	103477901	Lug Stud, 1/2-20 Unf, 4037	4
13	103491001	Front Hub, Ball Brg, Long Stud	1
14	103628701	Spring Asm, Front, 1 Leaf (includes items 15 through 17)	1
15	1012303	Bushing, Steel	2
16	1015583	Bushing, Urethane	4
17	N/A	Spring, Front, 1 Leaf	1
18	103638701	Asm, Spindle-bushings, Lh	1
19	103638702	Asm, Spindle-bushings, Rh	1
20	103638801	Kit, King Pin Joints, Prec (includes items 21 through 23)	1
21	N/A	Bushing - Flanged	4
22	102288401	Wave Washer - Kingpin	2
23	103638601	Asm, King Pin, M12	2
24	706	Nut, Hex 3/8-16	1

5

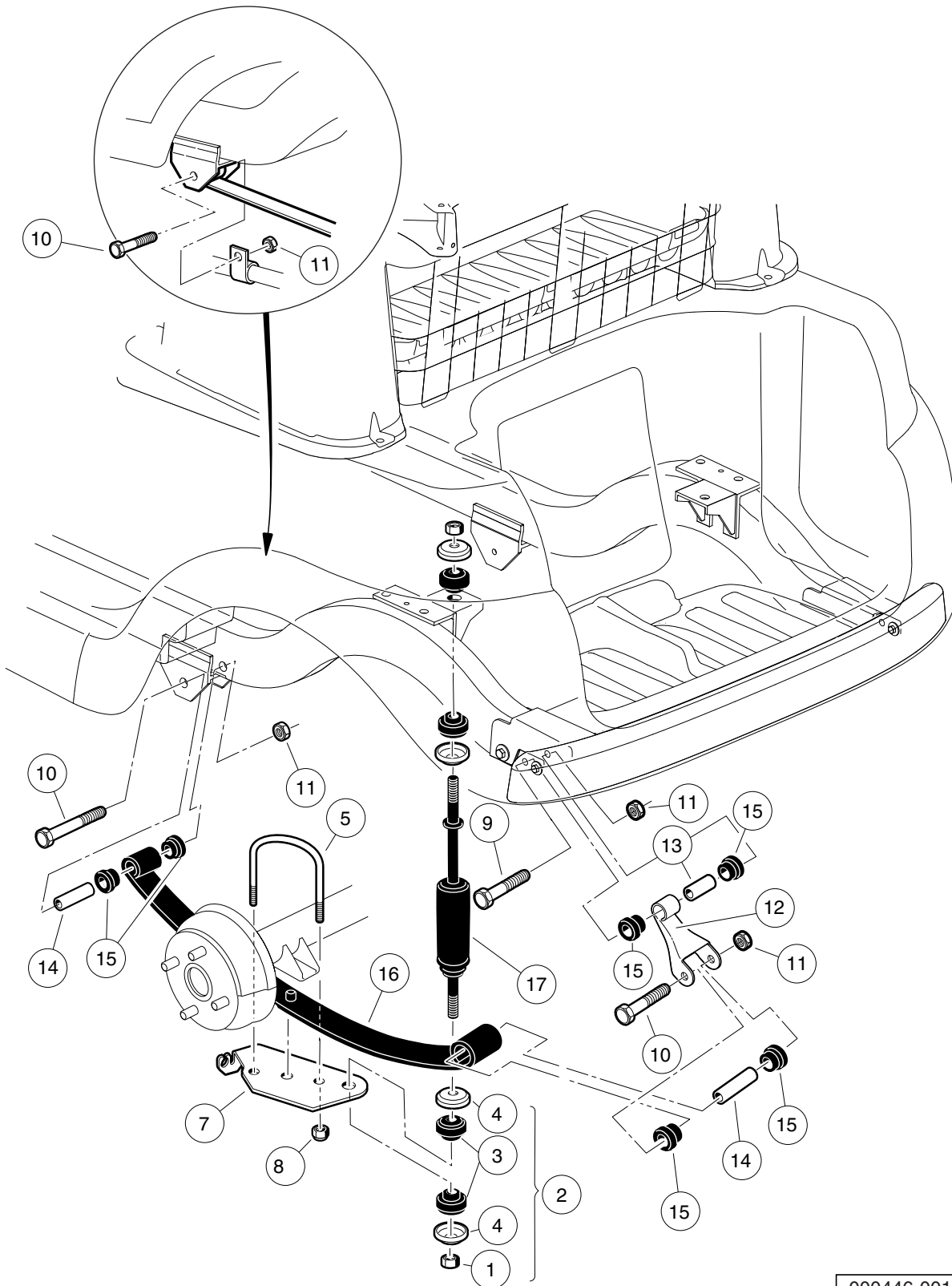
G

E

5

G

E



000446-001

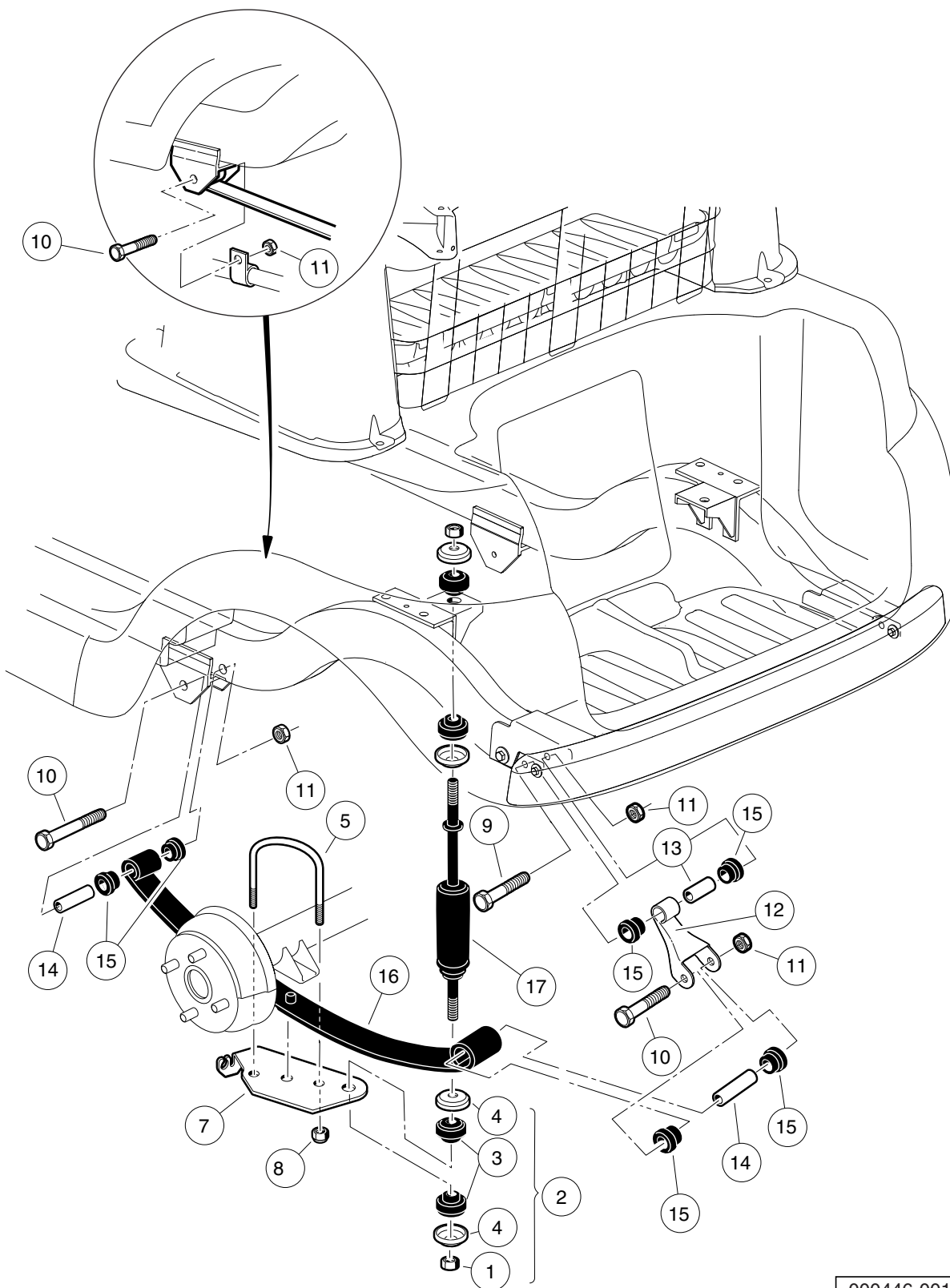
REAR SUSPENSION – GASOLINE VEHICLE

ITEM	PART NO.	DESCRIPTION	QTY	5 G E
		1 2 3 4		
1	1010145	Nut, 3/8-24 Hex	4	
2	1011415	Kit, Shock Absorber Cushion (includes items 3 and 4)	2	
3	N/A	Cushion, Shock Absorber	2	
4	N/A	Retainer, Shock Absorber Cushion	2	
5	1012180	U-Bolt	2	
6	1012181	Bracket, Shock Mounting, Right (Passenger)	1	
7	1012182	Bracket, Shock Mounting, Left (Driver)	1	
8	1014555	Locknut, 7/16-14 Nylon Hex	4	
9	102298170	Bolt - Flange Hd, M8 X 70.0	2	
10	102298185	Bolt - Flange Hd, M8 X 85.0	4	
11	102298401	Nut,m8,all Metal Lock	6	
12	102506201	Shackle - Rear	2	
13	102506301	Sleeve - Shackle Upper	2	
14	102506401	Sleeve - Spring Eye Mounts	4	
15	102506601	Bushing - Urethane	12	
16	102513001	Rear Leaf Spring, Gas	2	
17	102588501	Shock Absorber Rear Prv Spd	2	

5

G

E



000446-001

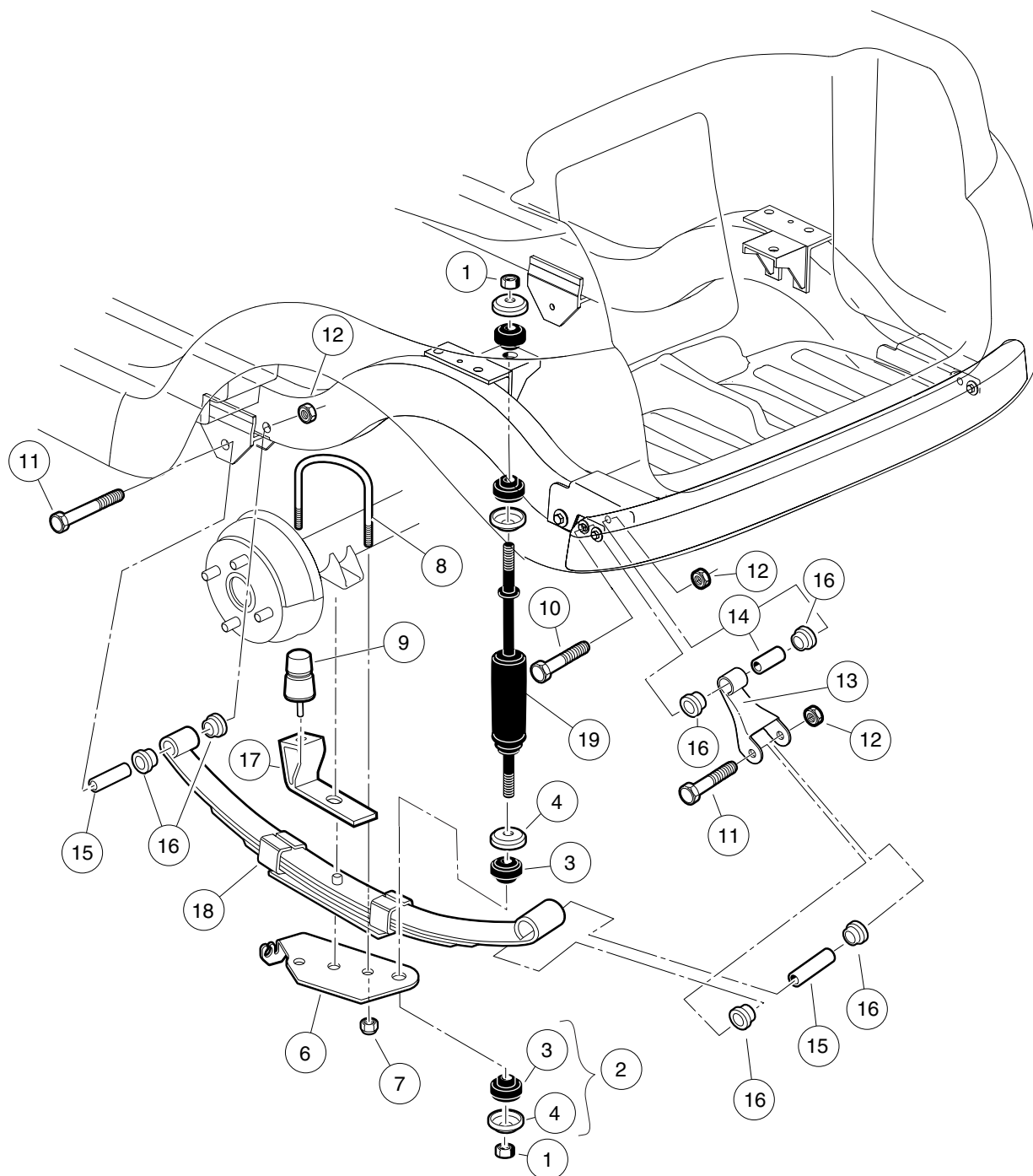
REAR SUSPENSION – ELECTRIC VEHICLE

ITEM	PART NO.	DESCRIPTION	QTY	5 G E
		1 2 3 4		
1	1010145	Nut, 3/8-24 Hex	4	
2	1011415	Kit, Shock Absorber Cushion (includes items 3 and 4)	2	
3	N/A	Cushion, Shock Absorber	2	
4	N/A	Retainer, Shock Absorber Cushion	2	
5	1012180	U-Bolt	2	
6	1012181	Bracket, Shock Mounting, Right (Passenger)	1	
7	1012182	Bracket, Shock Mounting, Left (Driver)	1	
8	1014555	Locknut, 7/16-14 Nylon Hex	4	
9	102298170	Bolt - Flange Hd, M8 X 70.0	2	
10	102298185	Bolt - Flange Hd, M8 X 85.0	4	
11	102298401	Nut,m8,all Metal Lock	6	
12	102506201	Shackle - Rear	2	
13	102506301	Sleeve - Shackle Upper	2	
14	102506401	Sleeve - Spring Eye Mounts	4	
15	102506601	Bushing - Urethane	12	
16	102509301	Rear Leaf Spring, Elec	2	
17	102588501	Shock Absorber Rear Prv Spd	2	

5

G

E



000492-001

REAR SUSPENSION – PRECEDENT VILLAGER 4

ITEM	PART NO.	DESCRIPTION	QTY
		1 2 3 4	
1	1010145	Nut, 3/8-24 Hex	4
2	1011415	Kit, Shock Absorber Cushion (includes items 3 and 4)	2
3	N/A	Cushion, Shock Absorber	2
4	N/A	Retainer, Shock Absorber Cushion	2
5	1012181	Bracket, Shock Mounting, Right (Passenger)	1
6	1012182	Bracket, Shock Mounting, Left (Driver)	1
7	1014555	Locknut, 7/16-14 Nylon Hex	4
8	1014902	U-Bolt	2
9	1017235	Bumper, Jounce	2
10	102298170	Bolt - Flange Hd, M8 X 70.0	2
11	102298185	Bolt - Flange Hd, M8 X 85.0	4
12	102298401	Nut,m8,all Metal Lock	6
13	102506201	Shackle - Rear	2
14	102506301	Sleeve - Shackle Upper	2
15	102506401	Sleeve - Spring Eye Mounts	4
16	102506601	Bushing - Urethane	12
17	102534801	Jounce Bumper Bracket	2
18	102544901	Spril, Leaf, Rear	2
19	102588501	Shock Absorber Rear Prv Spd	2

5

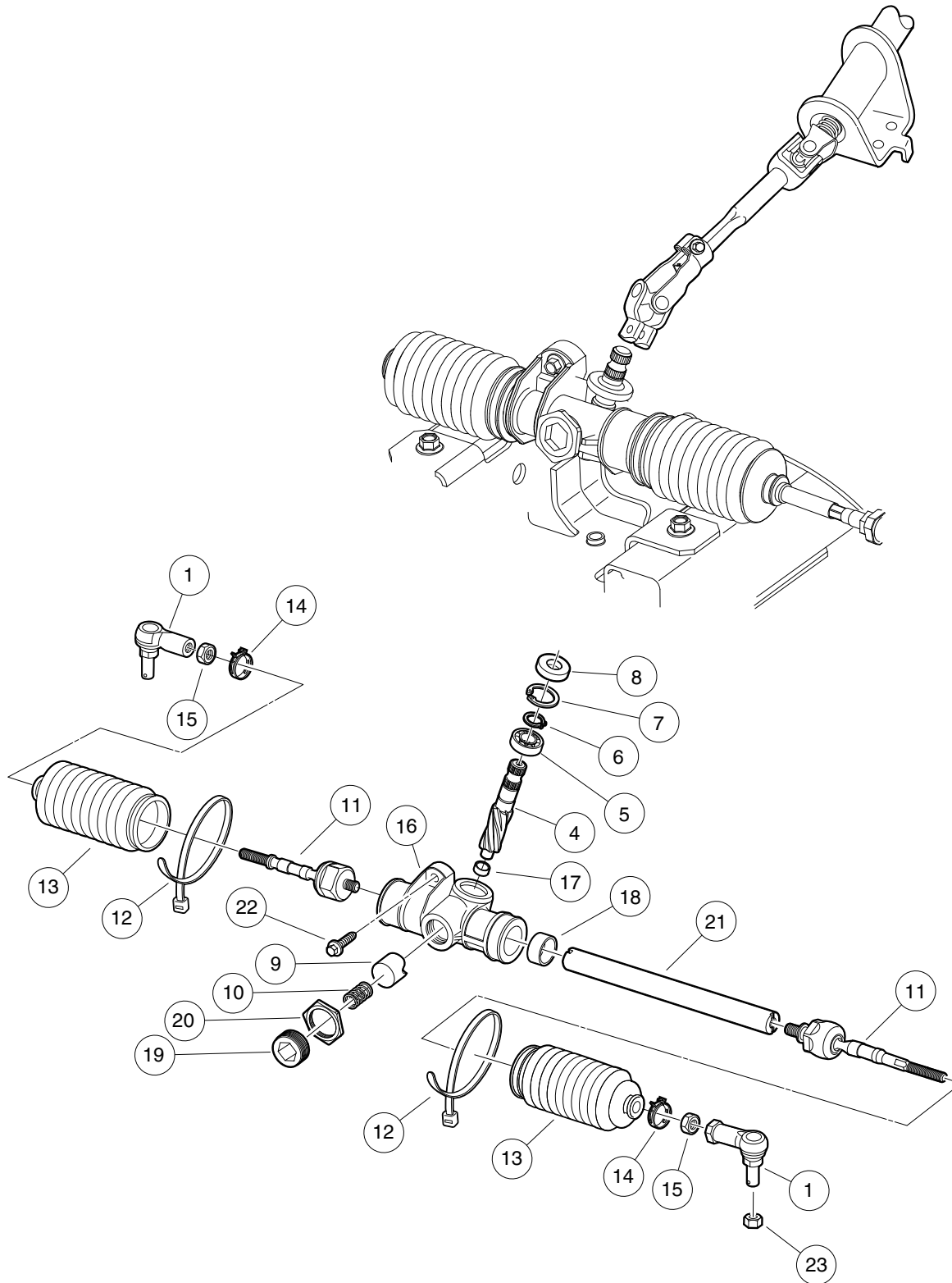
G

E

5

G

E



000476-002

STEERING GEAR ASSEMBLY

ITEM	PART NO.	DESCRIPTION	QTY	5 G E
		1 2 3 4		
1	102022601	End, Tie Rod M12 X 1.25 Rh	2	
2	102288601	Steering Gear Box Assembly (includes items 3 through 21)	1	
3	102564901	Asm, Pinion, Steer Gear, Prec (includes items 4 through 6)	1	
4	N/A	Pinion, Steering	1	
5	N/A	Bearing, Ball	1	
6	N/A	Ring, Retaining	1	
7	102565101	Ring, C-type, Stop, Prec	1	
8	102565201	Seal, Dust, Steering, Pinion	1	
9	102565301	Yoke, Support	1	
10	N/A	Spring, Yoke, Prec	1	
11	102565701	Assy, Ball Joint, Inner, Prec	2	
12	102565801	Wrap, Tie, Steel, Prec	2	
13	102565901	Bellows, Steering	2	
14	102566001	Clip, Steering, Prec	2	
15	102566101	Nut,m12-1.25,jam,steer,prec	2	
16	N/A	Housing, Pinion (includes items 17 and 18)	1	
17	N/A	Bearing, Needle	1	
18	N/A	Bushing, Rack	1	
19	N/A	Plug, Yoke	1	
20	N/A	Nut, Lock, Rack Screw	1	
21	N/A	Rack, Steering	1	
22	102289001	Screw, M8X1.25X30, Hex	3	
23	102289201	Nut - Hex Locking, M12 X 1.25	2	

DID YOU KNOW?

CartPros directs you to the right part using the part numbers from this manual. Enter the part number into our search box and it will find the part you are looking for.

**GET STARTED
HERE**



<https://CartPros.com/f.html>

5

G

E

**DID YOU
KNOW?**

CartPros directs you to the right part using the part numbers from this manual. Enter the part number into our search box and it will find the part you are looking for.

**GET STARTED
HERE**



<https://CartPros.com/f.html>

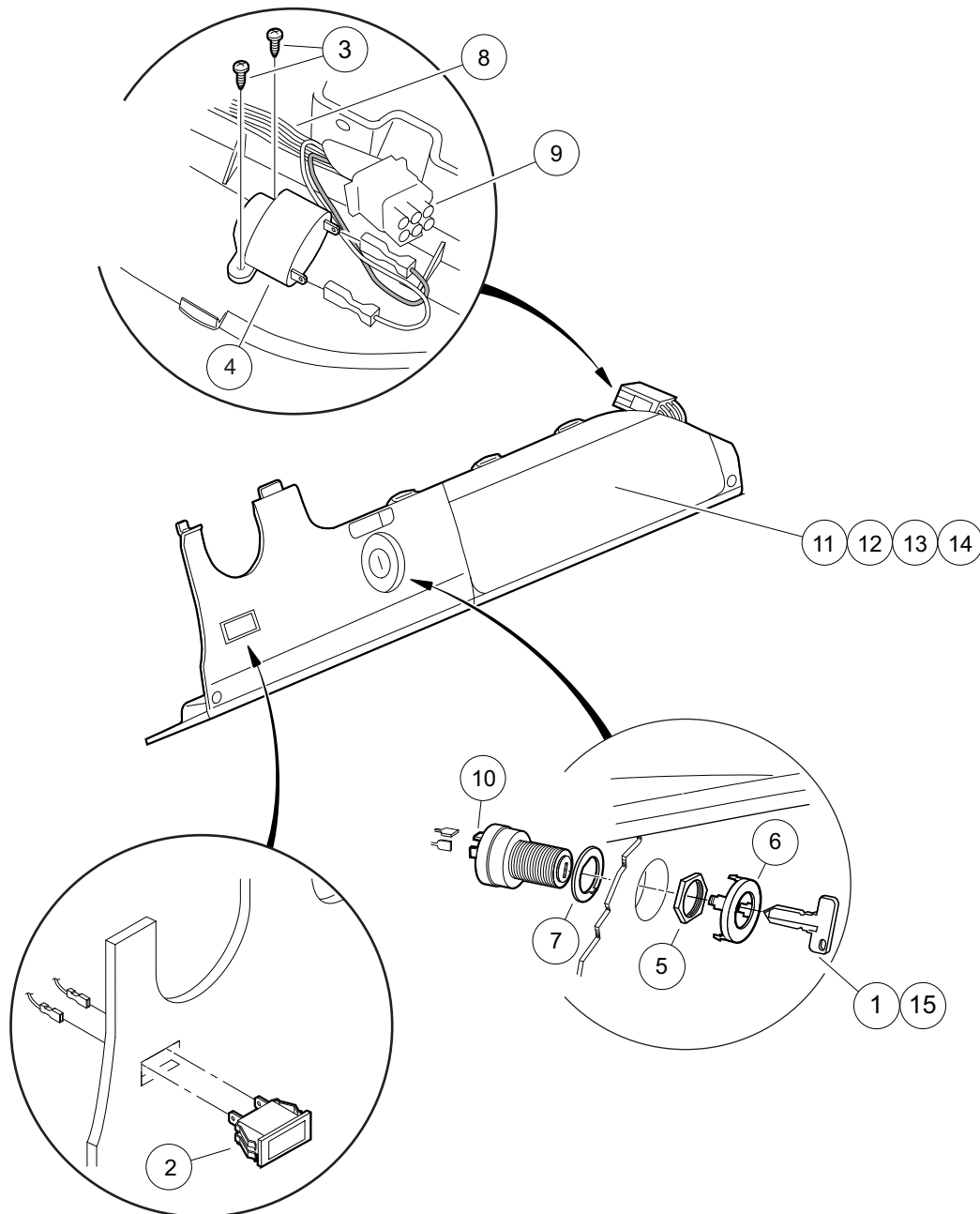
ELECTRICAL SYSTEM – GASOLINE VEHICLE

6

G

6

G



000490-002

ELECTRICAL COMPONENTS, FRONT BODY – GASOLINE VEHICLE

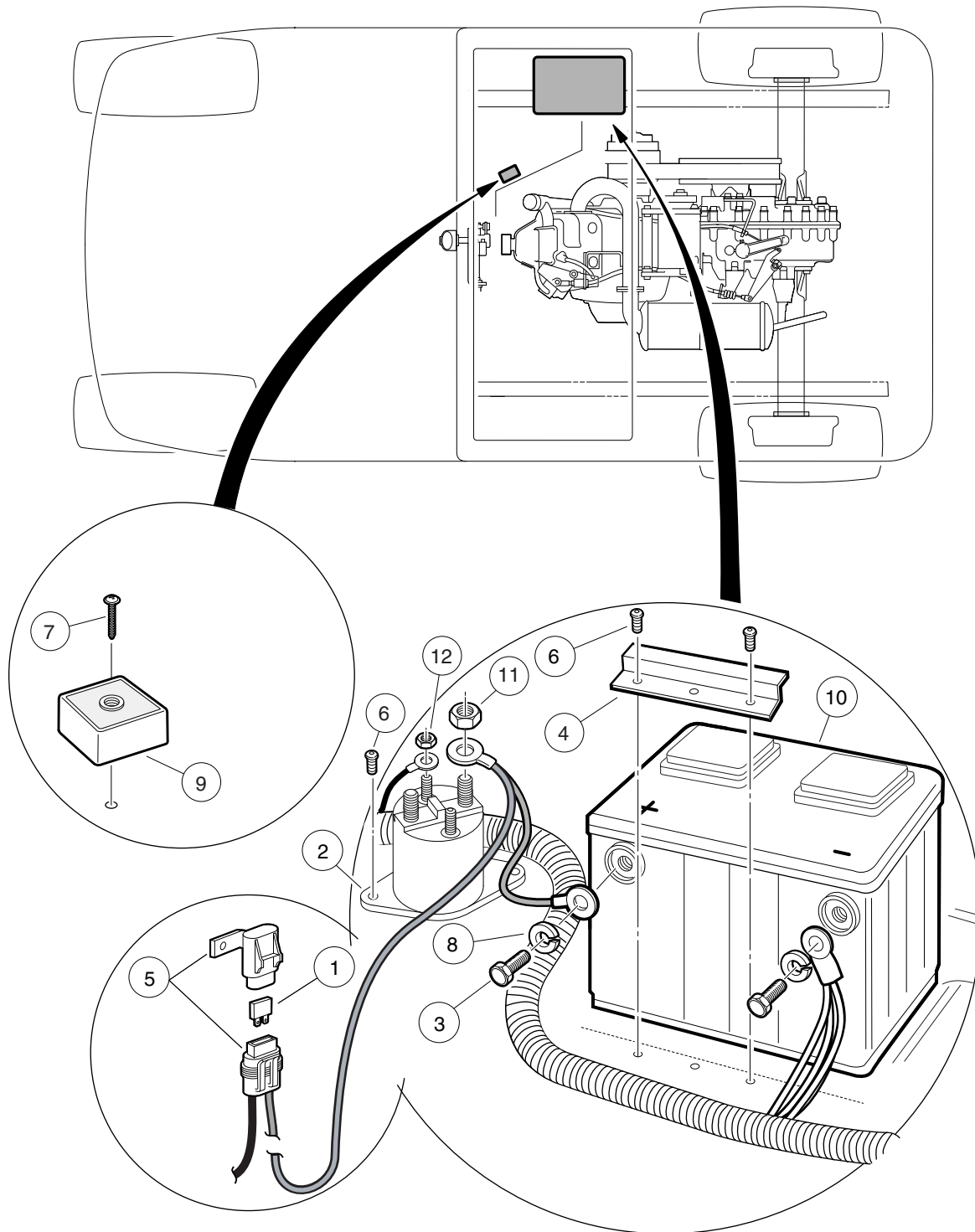
ITEM	PART NO.	DESCRIPTION	QTY
		1 2 3 4	
1	1012505	Keys (set of 2)	1
2	1016630	Light, Oil	1
3	1016849	Screw, #4-24 X 0.33 Pan-Head Machine	2
4	1016851	Buzzer, Reverse (9-48 VDC)	1
5	101830701	Nut, Key Switch	1
6	101834502	Cap, Black Key Switch	1
7	101851101	Washer, Key Switch	1
8	102515001	Ip Control Harness, Gas (includes item 9)	1
9	N/A	Connector, Plug 9-pin	1
10	102515101	Key Switch, Gas, Prec	1
11	102522901	Instrument Panel (standard)	1
12	102536601	Instrument Panel (with Hole for Headlight Switch)	1
13	102536602	Instrument Panel (with Hole for Fuel Gauge)	1
14	N/A	Instrument Panel (with Hole for Headlight Switch and Fuel Gauge)	1
15	AM10079	Bulk Std Keys (50) *	1
		 * Note: Must order in multiples of 50.	

6

G

6

G




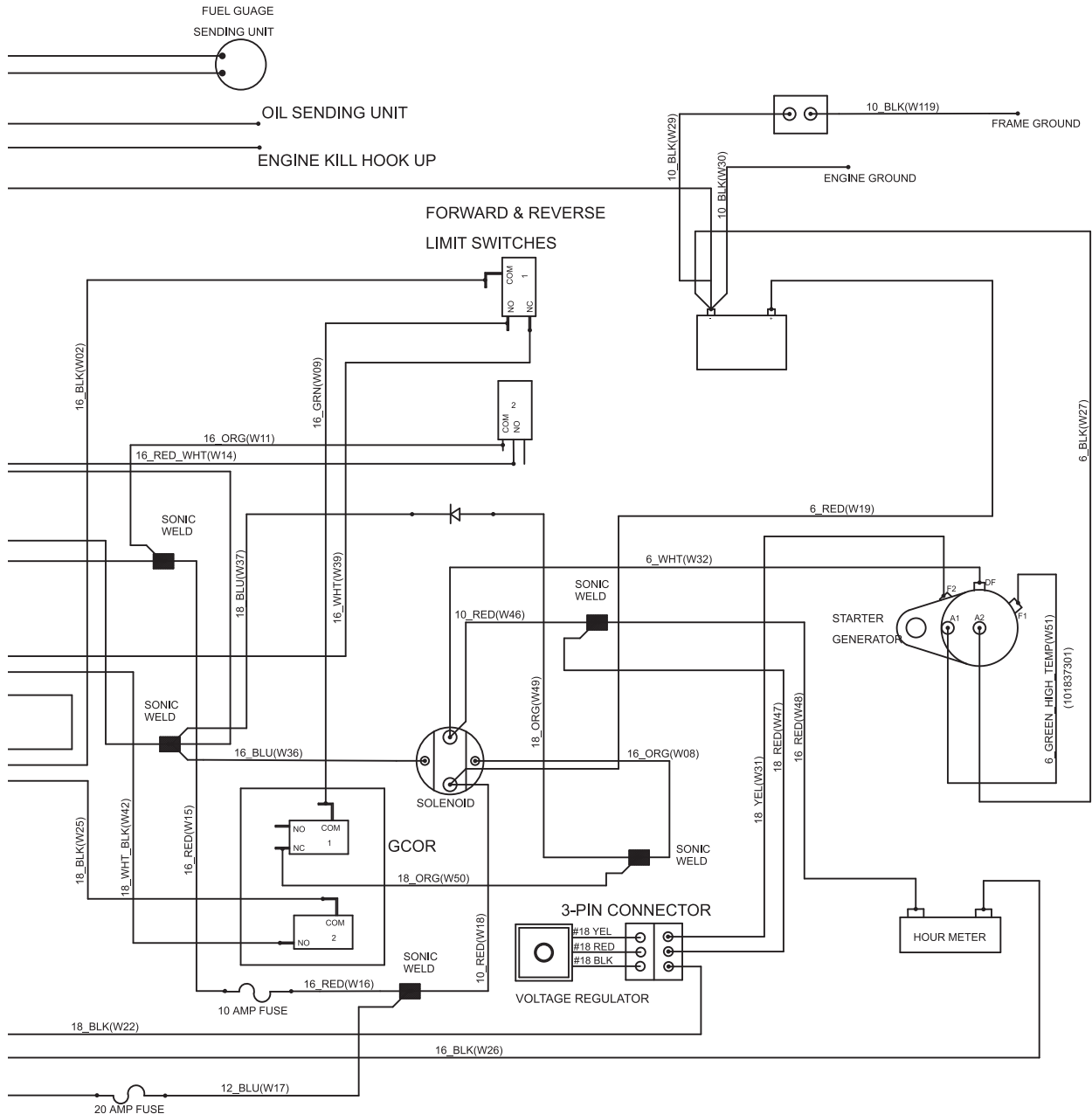
000479-001

BATTERY – GASOLINE VEHICLE

ITEM	PART NO.	DESCRIPTION	QTY	6
		1 2 3 4		G
1	1012295	Fuse, 10-Amp	1	
2	1013609	Solenoid, 12-Volt	1	
3	1014375	Screw, 3/8-16 X 0.50 Stainless Steel Hex-Head	2	
4	101898001	Clamp, Battery	1	
5	N/A	Cover, Fuse, Sealed, Metri	1	
6	102296020	Screw, Torx Pan Hd Pt, M6 X 20	4	
7	102296040	Screw, Torx Pan Hd Pt, M6 X 40	1	
8	102355301	Lockwasher, #10 Split Ss	2	
9	102803301	Asm, Voltage Regulator, Prec.	1	
10	103496801	Battery, Start, 12v	1	
11	1242	Nut, 5/16-18 Hex	2	
12	7893	Nut, #10-32 Hex	2	

G





000481-001



6

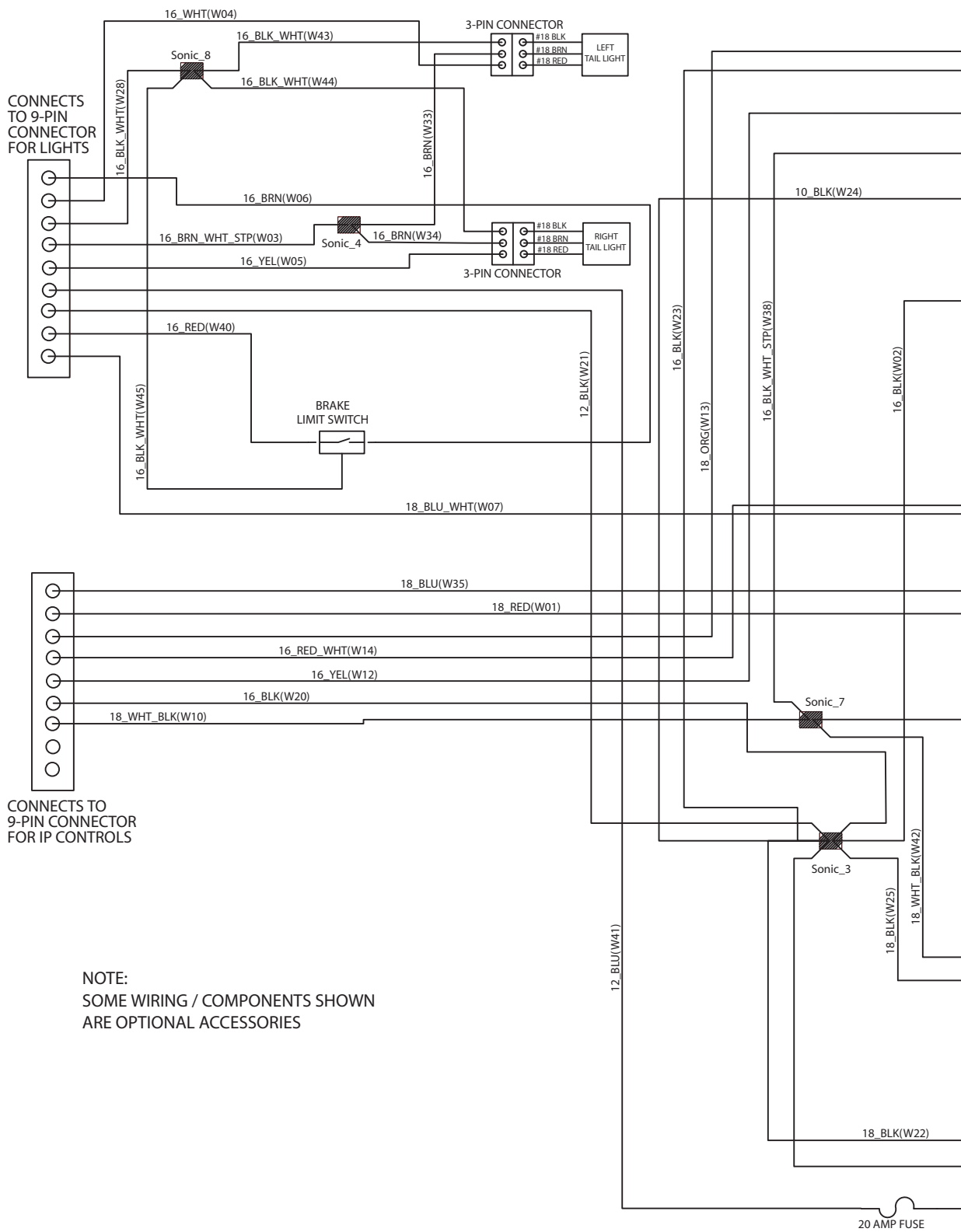
G

See previous two pages for illustration.

WIRING – GASOLINE VEHICLE, GENERATION 1 PEDAL GROUP

ITEM	PART NO.	DESCRIPTION	QTY	
1	102586201	<div>1 2 3 4</div> Main Harness, Gas	1	<div>6</div> <div>G</div>

G



000481-002

6

G

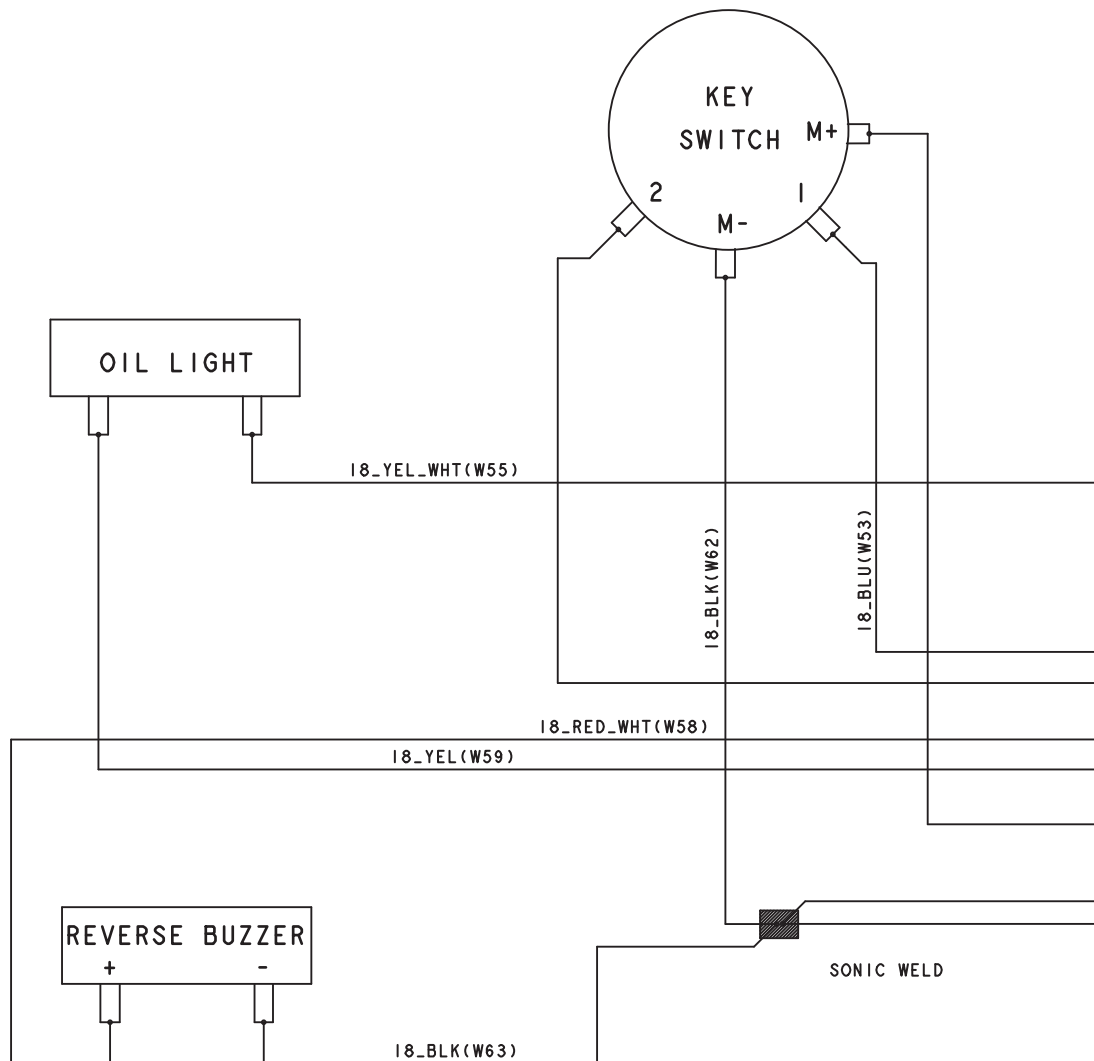
See previous two pages for illustration.

WIRING – GASOLINE VEHICLE, GENERATION 2 PEDAL GROUP

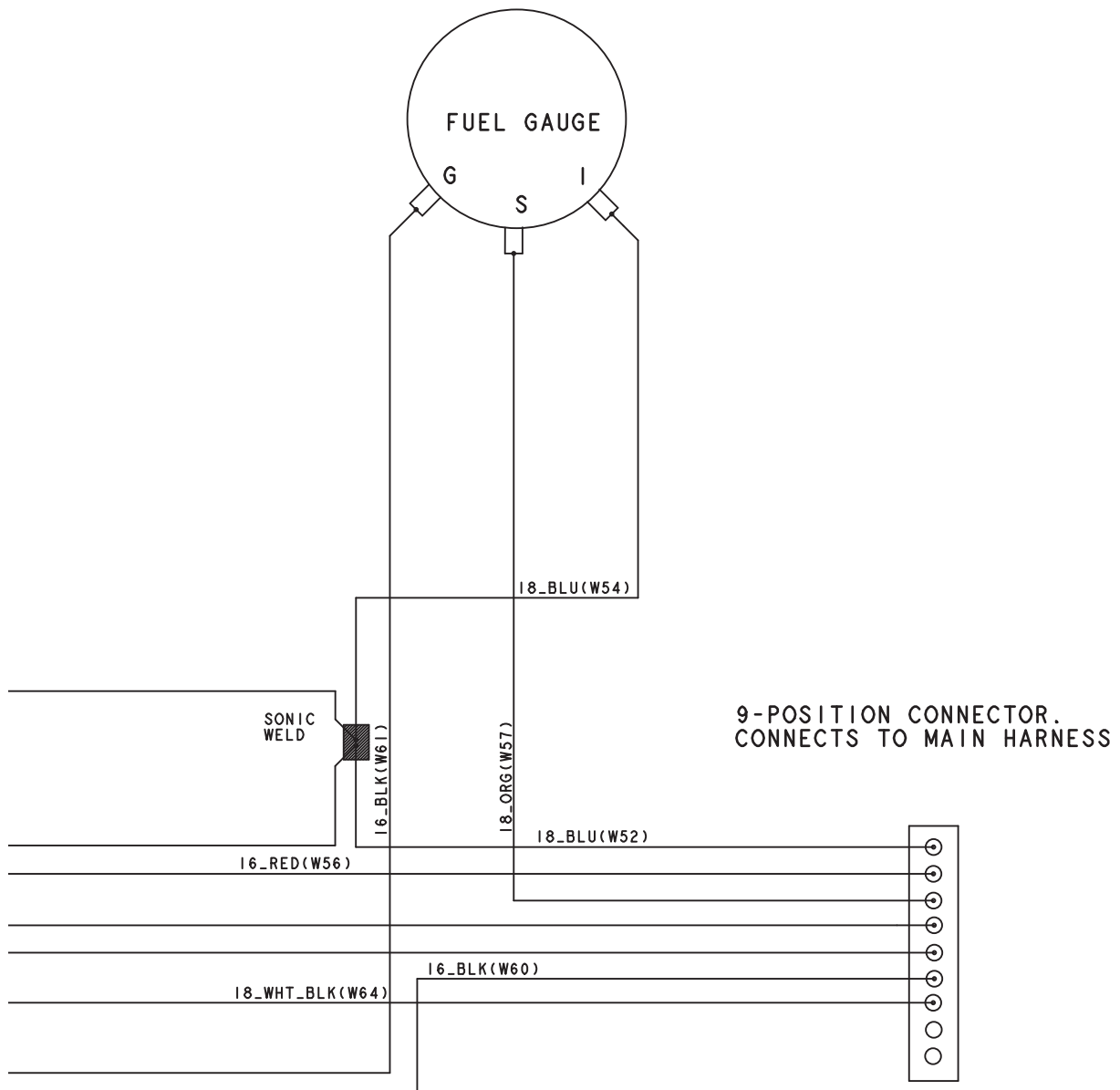
ITEM	PART NO.	DESCRIPTION	QTY	6 G
1	103536501	<p>1 2 3 4</p> <p>Harness, Prec Gas, Main</p>	1	

6

G



000489-001



000489-001

6

G

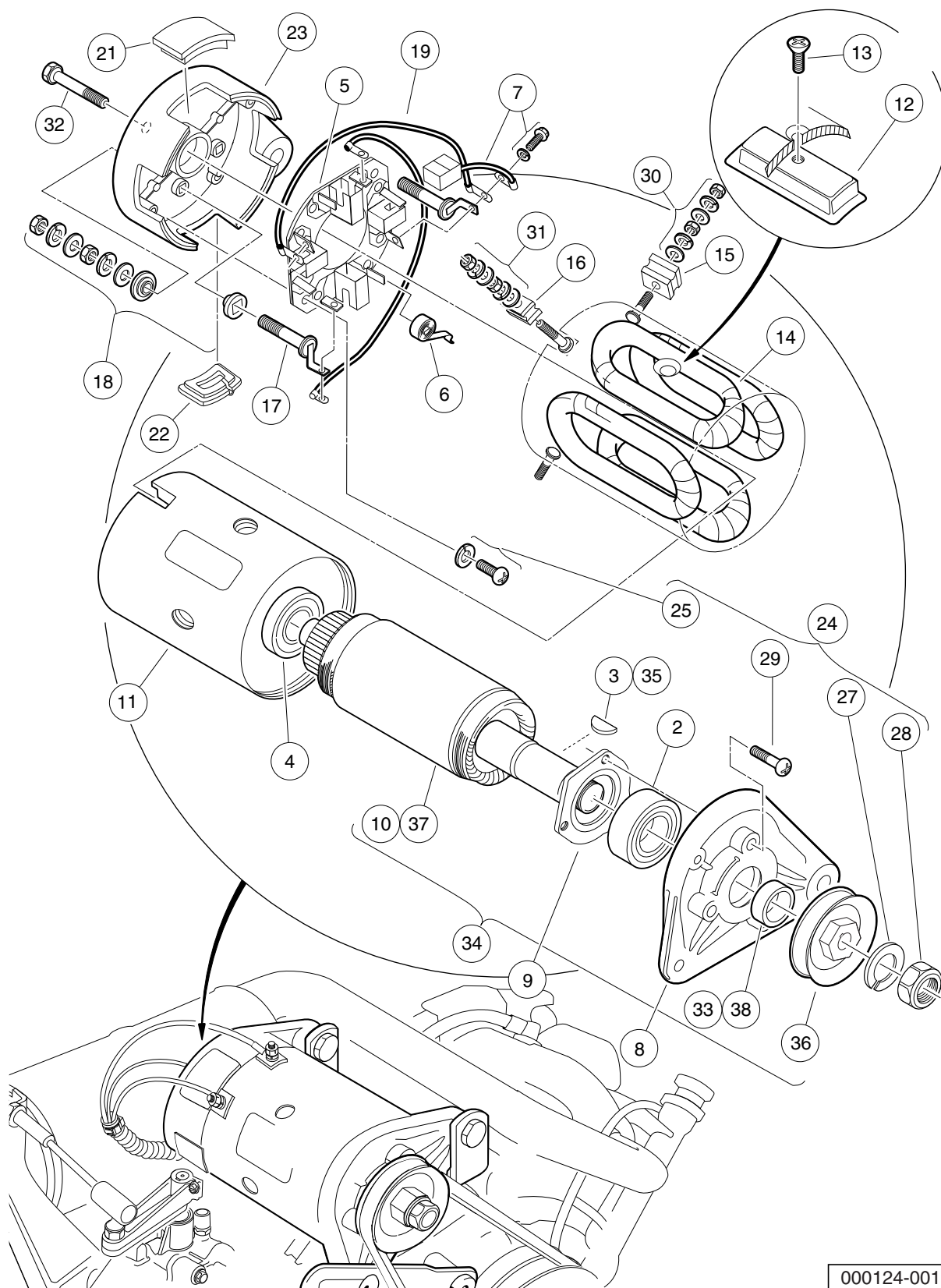
See previous two pages for illustration.

INSTRUMENT PANEL WIRE HARNESS

ITEM	PART NO.	DESCRIPTION	QTY	6
1	102515001	1 2 3 4 Ip Control Harness, Gas (includes item 2)	1	G
2	N/A	Connector, Plug 9-pin	1	

6

G



000124-001

STARTER/GENERATOR ASSEMBLY MODEL G425419 – GASOLINE VEHICLES

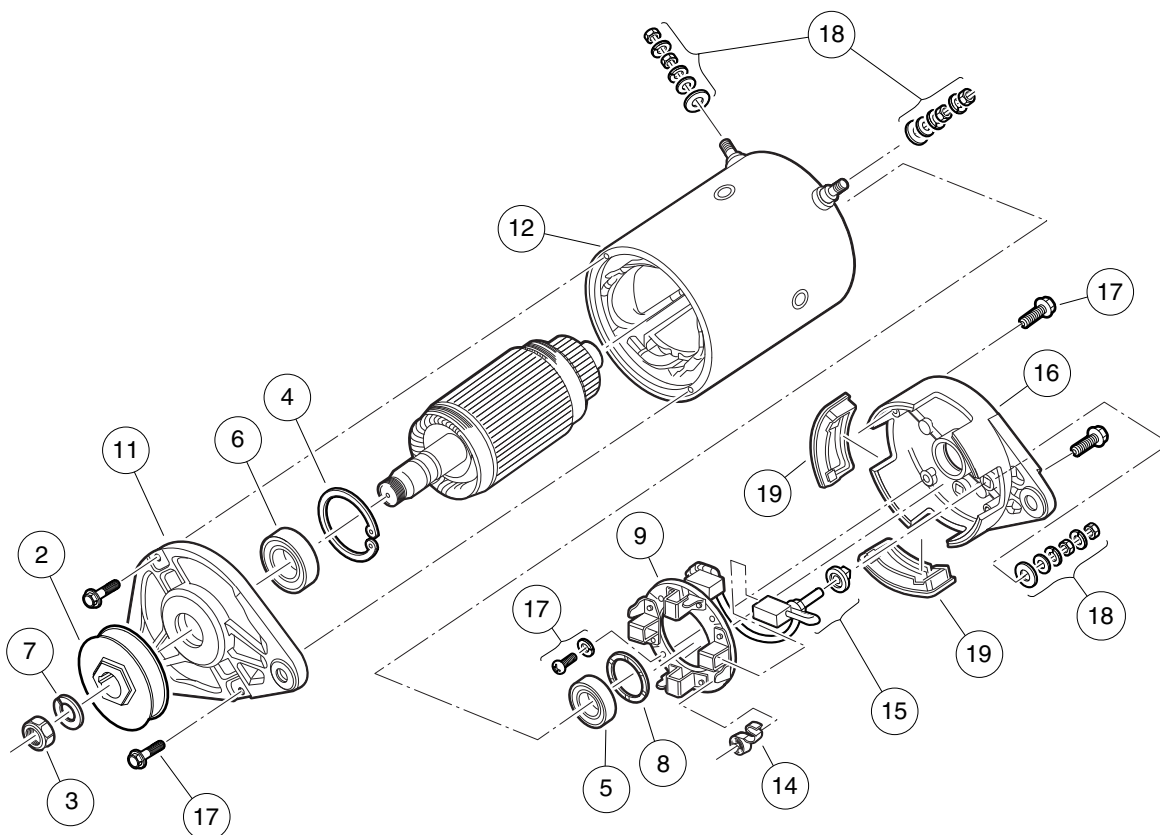
ITEM	PART NO.	DESCRIPTION	QTY
		1 2 3 4	
1	101833701	Starter/Generator (cw) (includes items 2 through 33)	1
2	1013001	Bearing, Output Shaft Ball	1
3	1013003	Key, Starter/Generator	1
4	1013005	Bearing, Ball	1
5	101301102	Brush Holder Assembly (cw) (includes item 6)	1
6	101878101	Brush Spring Set	4
7	101869302	Brush and Screw Set (cw)	1
8	101874901	Front Bracket	1
9	101875001	Retainer	1
10	N/A	Armature	1
11	101875201	Field Coil Housing	1
12	101875301	Pole Set	1
13	101875401	Screw Set	1
14	101875501	Field Stator Coil Assembly	1
15	101875601	F Insulator Set	2
16	101875701	DF Insulator	1
17	101875802	A Connector (cw)	1
18	101876001	Screw and Mold Assembly	2
19	101876202	Brush Connector Assembly (cw)	2
20	101876301	Cover Set (includes items 21 and 22)	1
21	N/A	Brush Inspection Port Cover	3
22	N/A	Brush Port Cover w/Drain	1
23	101876402	Rear Bracket (cw)	1
24	101876501	Nut and Screw Set (includes items 25 through 29)	1
25	101896501	Brush Holder Asm Screw	2
26	N/A	Washer, M5 Flat	1
27	N/A	Washer, M14 Lock	1
28	N/A	Nut, Hex, M14 x 2	1
29	N/A	Screw, M5 x 0.8 x 18mm	3
30	101877601	Nut and Washer Set	2
31	101877701	Nut and Washer Set	1
32	101879001	Through Bolt Set	2
33	101939901	Spacer	1
34	101875102	Armature Asm Conversion Kit (includes items 35 through 38)	1
35	1013003	Key, Starter/Generator	1
36	1014289	Pulley, Starter/Generator	1
37	N/A	Armature	1
38	101939901	Spacer	1
Note: Item 36 will ONLY fit Model G425419 Starter/Generator.			

6

G

6

G



000124-002

STARTER/GENERATOR ASSEMBLY MODEL 114-01-4005 – GASOLINE VEHICLES

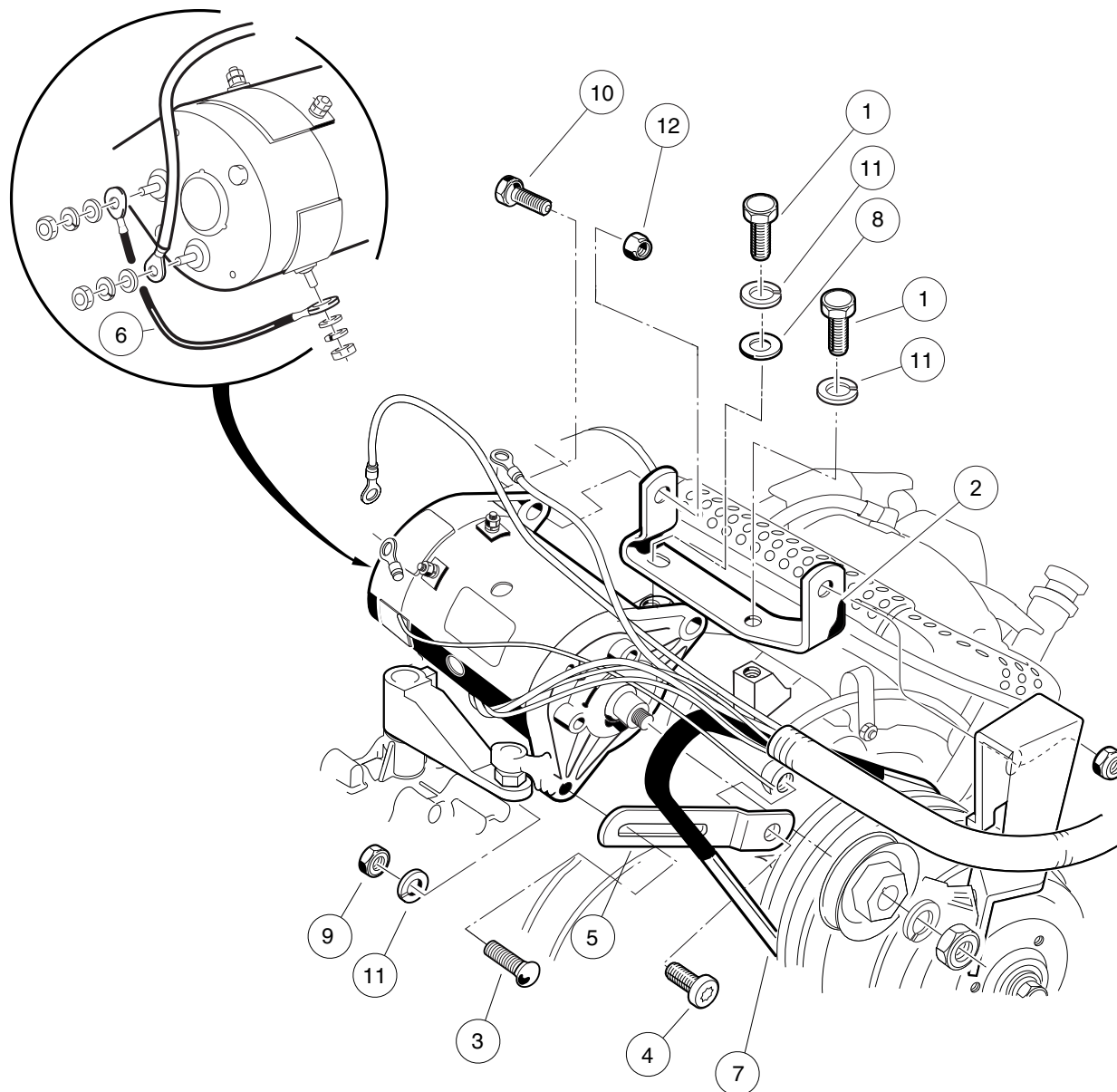
ITEM	PART NO.	DESCRIPTION	QTY
		1 2 3 4	
1	N/A	Starter/Generator Bi-Rotational (includes items 2 through 19)	1
2	102711001	Pulley, V-Belt	A/R
3	102838701	Nut, Hex, M14x2, S-g	1
4	102838801	Retainer, Front, S-g	1
5	102838901	Bearing, Ball, Front, S-g	1
6	102839001	Bearing, Ball, Front, S-g	1
7	102839301	Washer, Lock M14x2, S-g	1
8	102841101	Washer, Wave, S-g	1
9	102844401	Assembly, Brush Plate, Starter/Generator	1
10	N/A	Asm, Armature, Starter/Generator	1
11	102844601	Head, Drive End, S-g	1
12	102844701	Asm, Frame and Field, Starter/Generator	1
13	103347101	Kit, Spring Brush, Starter/Generator (includes item 14)	1
14	N/A	Spring, Brush, S-g	4
15	103347301	Set, Brush Term, S-g	1
16	103347601	Head, Comm End, S-g	1
17	103347701	Set, Fast, Ceh Deh, S-g	1
18	N/A	Set, Term Hadrware, S/G	1
19	103347901	Kit, Cover, Brush Insp, Starter/Generator (includes items 20 and 21)	1
20	N/A	Plug, Rubber Drain, Start/Generator	3
21	N/A	Cover, Inspection, S-g	1
<p>Note: Item 2 will ONLY fit Model 114-01-4005 Starter/Generator. For COMPLETE starter/generator replacement, order model G425419 and the compatible pulley.</p>			

6

G

6

G



000238-004

STARTER/GENERATOR MOUNTING – FE350

ITEM	PART NO.	DESCRIPTION	QTY	6
		1 2 3 4		G
1	1012830	Screw, M8-125 X 22 Hex-Head	2	
2	101524002	Bracket, Starter/Generator Mounting	1	
3	1015932	Bolt, Carriage, 5/16-18	1	
4	1016074	Screw, M8-1.25 X 18mm Torx	1	
5	1016883	Bracket, Starter/Generator Adjustment	1	
6	101837301	Wire Assy, #6 Green	1	
7	101916701	V-Belt	1	
8	1241	Washer, 5/16 Type A Flat	1	
9	1242	Nut, 5/16-18 Hex	1	
10	1624	Screw, 3/8-16 X 1.50 Hex-Head Cap	2	
11	7174	Lockwasher, 5/16 Split	3	
12	8754	Locknut, 3/8-16 Hex	2	

DID YOU KNOW?

CartPros directs you to the right part using the part numbers from this manual. Enter the part number into our search box and it will find the part you are looking for.

**GET STARTED
HERE**



<https://CartPros.com/f.html>

6

G

**DID YOU
KNOW?**

CartPros directs you to the right part using the part numbers from this manual. Enter the part number into our search box and it will find the part you are looking for.

**GET STARTED
HERE**



<https://CartPros.com/f.html>

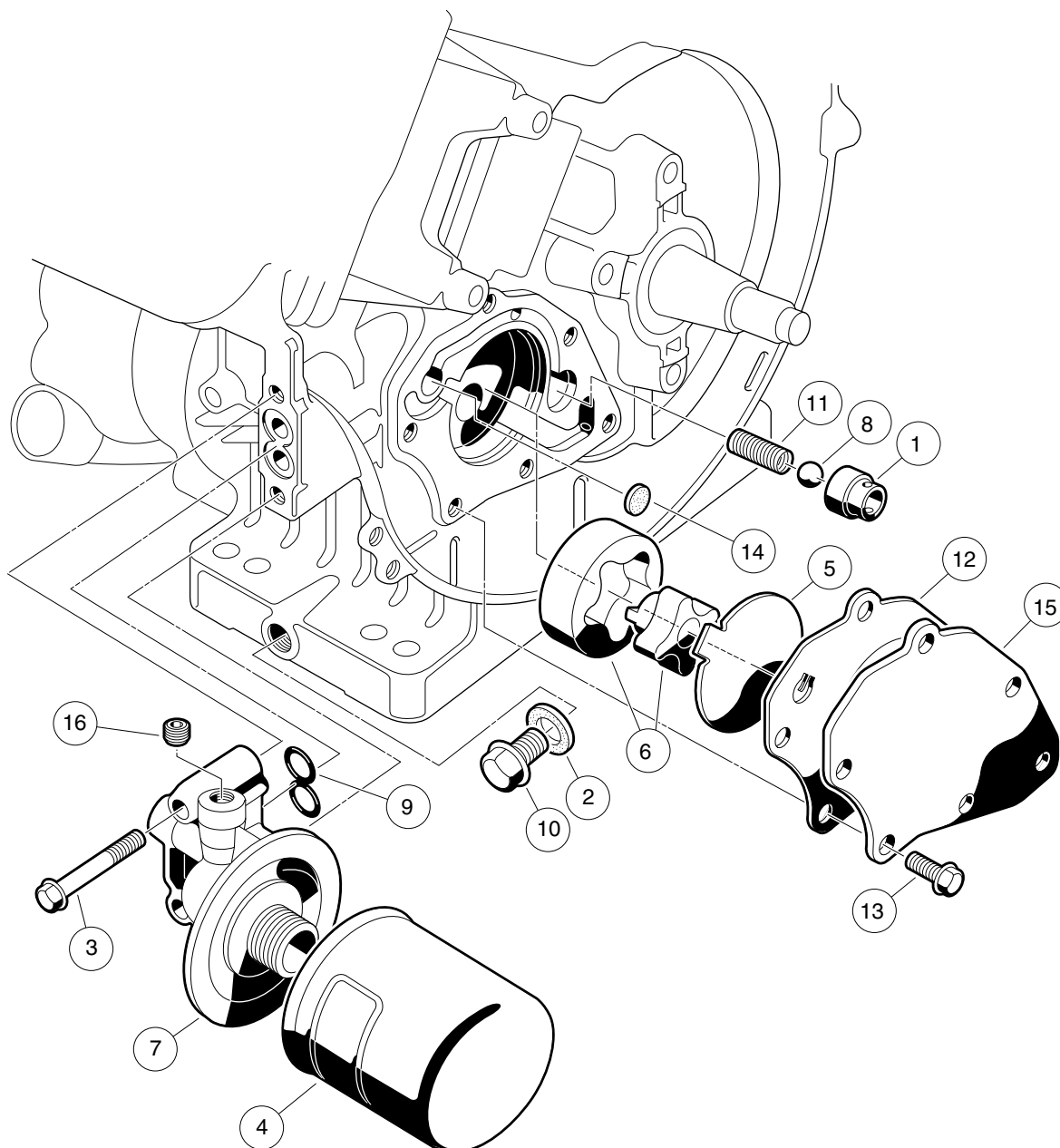
FE350 ENGINE – AS26

7

G

7

G



000203-001



FE350 ENGINE – OIL CIRCULATION

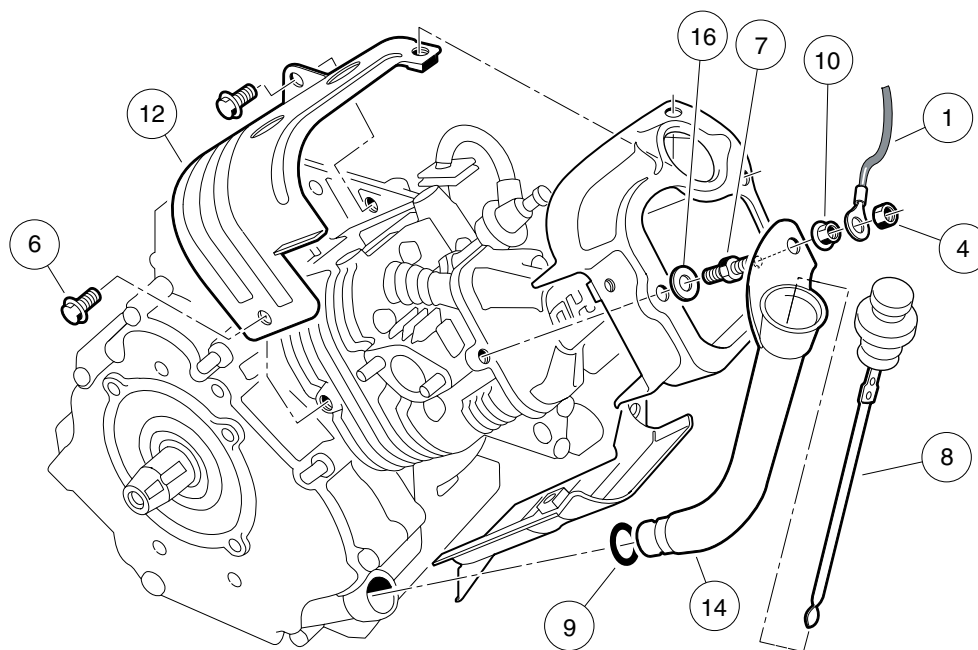
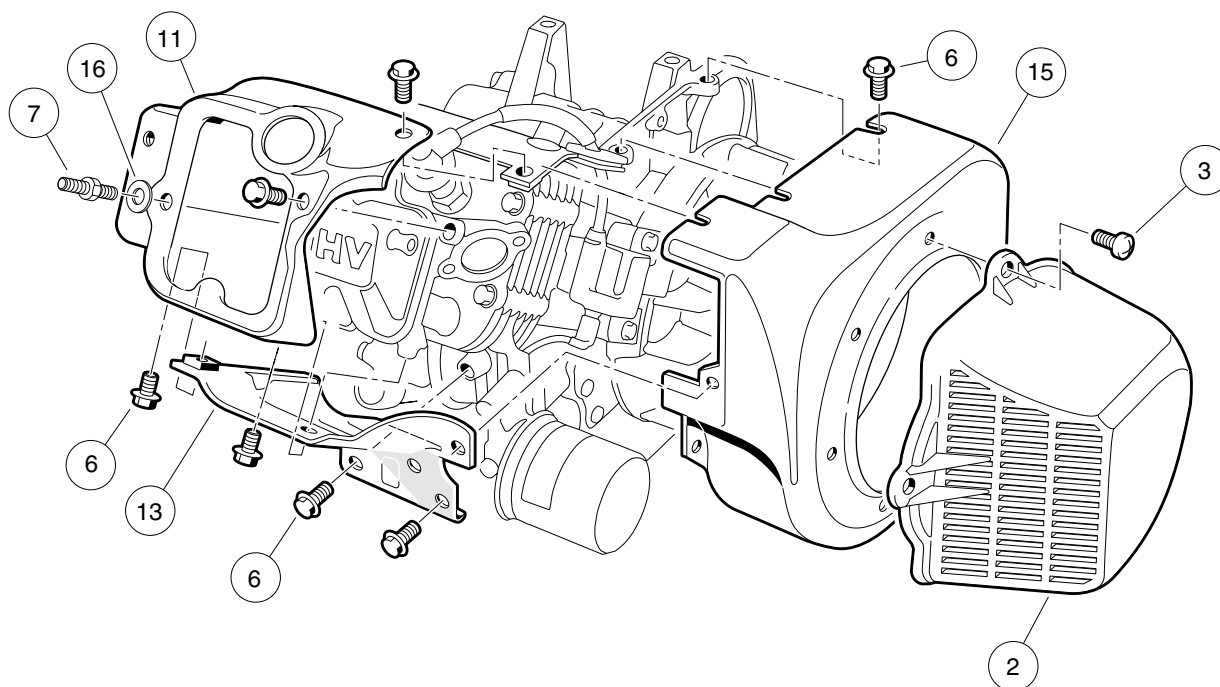
ITEM	PART NO.	DESCRIPTION	QTY
		1 2 3 4	
1	1016429	Seat, Value Oil Press Relief	1
2	1016432	Gasket, Drain Plug	1
3	1016457	Bolt, Flange Head	2
4	1016467	Filter, Oil	1
5	1016473	Plate, Oil Pump	1
6	101648203	Oil Pump And Rotor	1
7	1016502	Bracket, Oil Filter Mount	1
8	1016537	Ball, Steel, Press, Relief	1
9	1016570	O-Ring	1
10	1016576	Plug, Drain	1
11	1016581	Spring	1
12	1017442	Gasket	1
13	1017456	Bolt, Flanged	6
14	1017458	Filter	1
15	1017460	Cover, Pump	1
16	1017507	Plug	2

7

G

7

G



000201-002

AS20 FE350 ENGINE WITHOUT ACR (AUTOMATIC COMPRESSION RELEASE) – SHROUDS AND BRACKETS

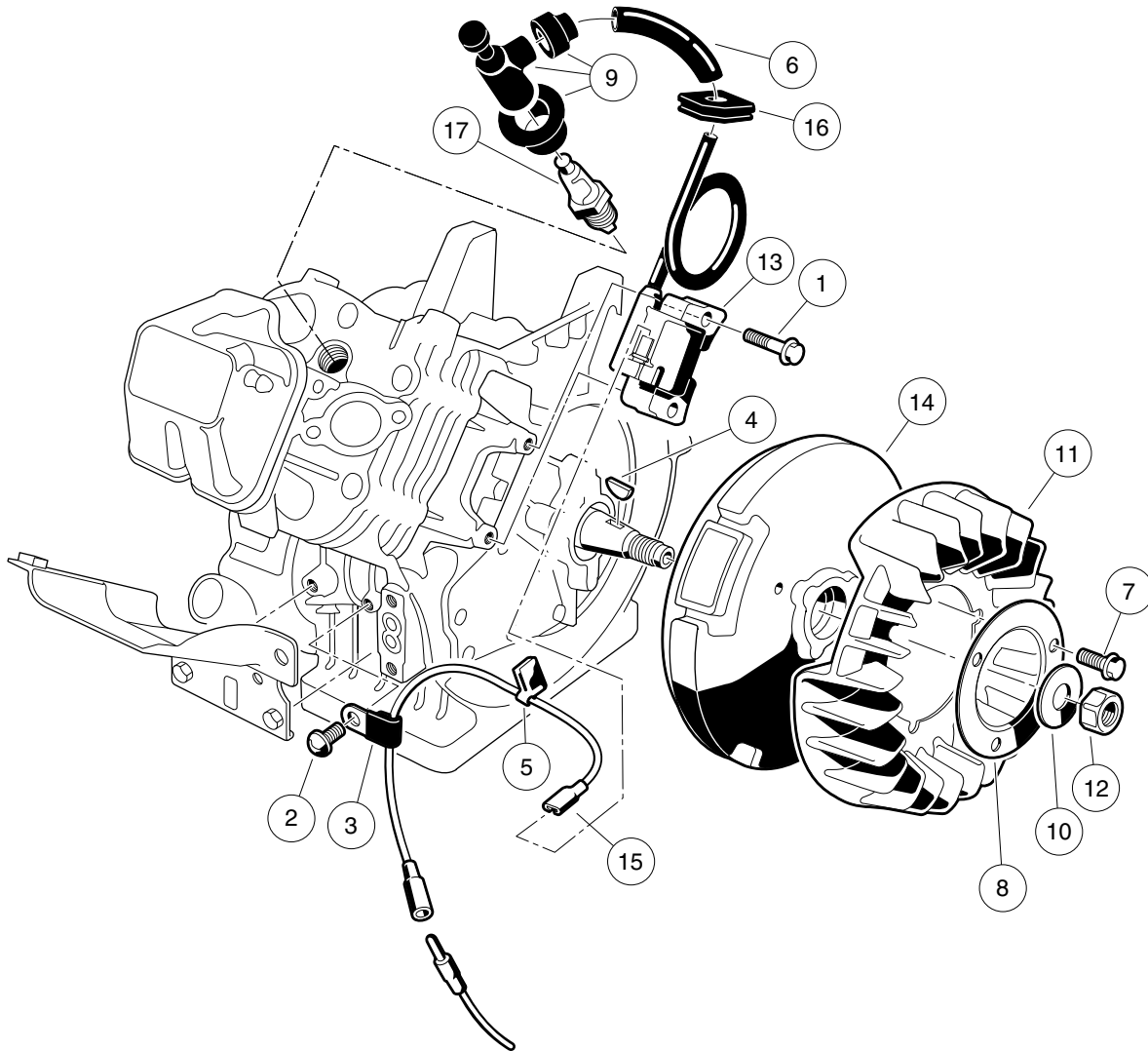
ITEM	PART NO.	DESCRIPTION	QTY
		1 2 3 4	
1	1015332	Wire Assembly, #10, Uninsulated	1
2	1015649	Shroud, Fan	1
3	1015969	Screw, M6-1.00 X 10mm Pan Hd	4
4	101887601	Locknut, M6-1.00 Nylon Insert	1
5	N/A	Engine, FE350 S26 (includes items 6 through 16)	1
6	1016456	Bolt, Flange Head, M6 x 1 x 12 mm	16
7	1016507	Bolt, Two-Ended	2
8	1016531	Dipstick	1
9	1016539	O-Ring	1
10	1016547	Nut, M6 Flange	1
11	1017474	Shroud, Engine	1
12	1017475	Shroud, Engine	1
13	1017476	Shroud, Engine	1
14	1017486	Tube, Oil Filler	1
15	101916101	Housing, FE350 Fan	1
16	N/A	Washer, 6mm Flat	2

7

G

7

G



000202-002

AS26 FE350 ENGINE – IGNITION COMPONENTS AND FLYWHEEL

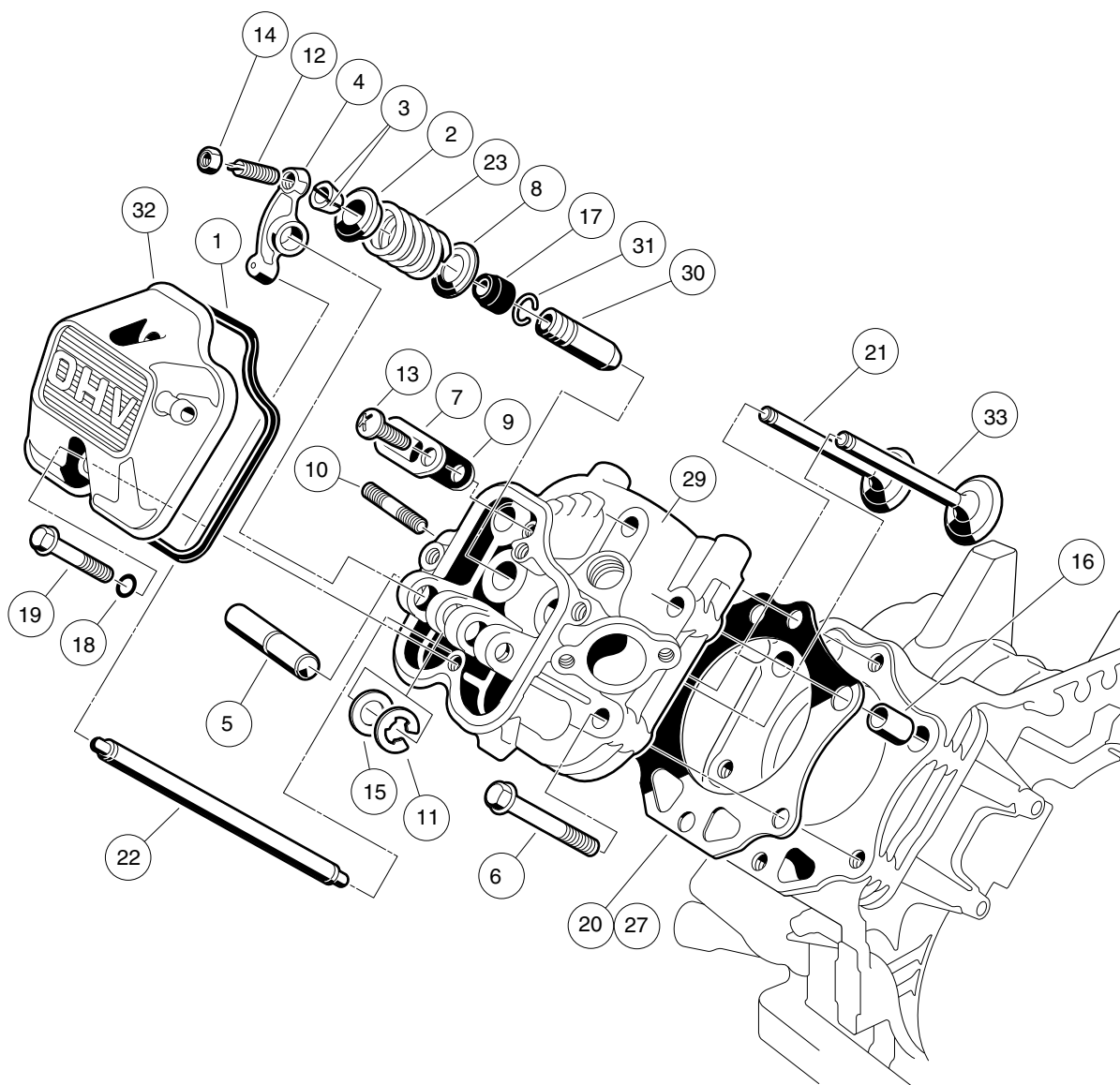
ITEM	PART NO.	DESCRIPTION	QTY
		1 2 3 4	
1	1016455	Bolt, Flange Head	2
2	1016544	Screw	1
3	1016561	Clamp	1
4	1016562	Key	1
5	1016587	Clamp	1
6	1016588	Tube, 7mm X 10mm X 70mm	1
7	1017448	Bolt, Flanged	3
8	1017455	Plate, Flywheel Fan	1
9	1017463	Cap Asm Plug	1
10	1017490	Washer, Flat	1
11	101916301	Fan (cw)	1
12	N/A	Nut, Hex, 18 mm Fine	1
13	103616501	Ignition, Coil Asm	1
14	103616601	Flywheel Comp	1
15	103616701	Ignition, Wire Lead	1
16	103616801	Ignition, Grommet	1
17	AM1232301	Spark Plug, BPR2ES	1

7

G

7

G



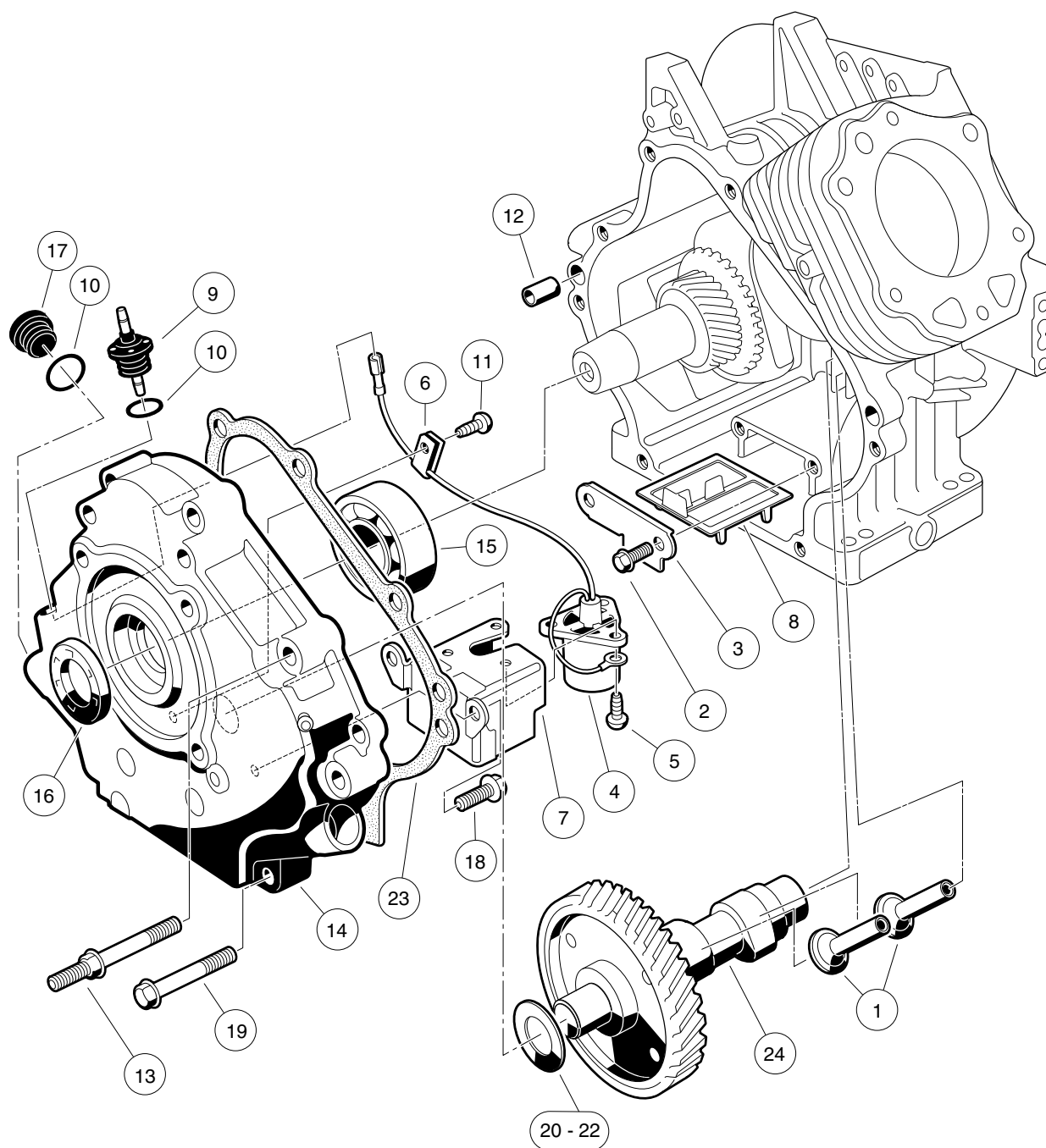
000204-002

AS26 FE350 ENGINE – CYLINDER HEAD

ITEM	PART NO.	DESCRIPTION	QTY
		1 2 3 4	
1	1016436	Gasket, Rocker Case	1
2	1016449	Retainer, Valve Spring	2
3	1016450	Collet	4
4	N/A	Arm, Rocker	2
5	1016452	Shaft, Rocker	1
6	1016458	Bolt, Flange Head, M8 x 1.25 x 45 mm	6
7	1016474	Plate	1
8	1016479	Seat, Spring	2
9	1016483	Valve	1
10	1016489	Stud, Two-Ended, M8-1.25	2
11	1016517	Circlip, Type-E	1
12	1016542	Screw	2
13	1016544	Screw	1
14	1016545	Nut	2
15	1016549	Washer, 12.1x19x1.8	1
16	1016563	Pin	2
17	1016566	Seal, Oil	2
18	1016569	O-Ring	2
19	1016583	Bolt, 6x35	2
20	1017434	Gasket, Head	1
21	1017445	Valve, Exhaust	1
22	1017454	Rod, Push	2
23	1017473	Spring, Engine Valve	2
24	102304801	Kit, Gasket, FE350 (includes items 25 through 28)	1
25	1016440	Gasket, Engine to Insulator	1
26	1016904	Gasket, Exhaust	1
27	1017434	Gasket, Head	1
28	1017443	Gasket, Crankcase Cover	1
29	103615601	Cylinder Head, Fe350 S26, S27	1
30	103615701	Case, Rocker, Fe350 S26 S27	1
31	103616301	Valve, Intake, Hard Tip	1
Note: Item 24 is not a component of the FE350 engine.			

7

G



000205-003

AS201530 ENGINE - CRANKCASE AND CAMSHAFT OIL SENSOR

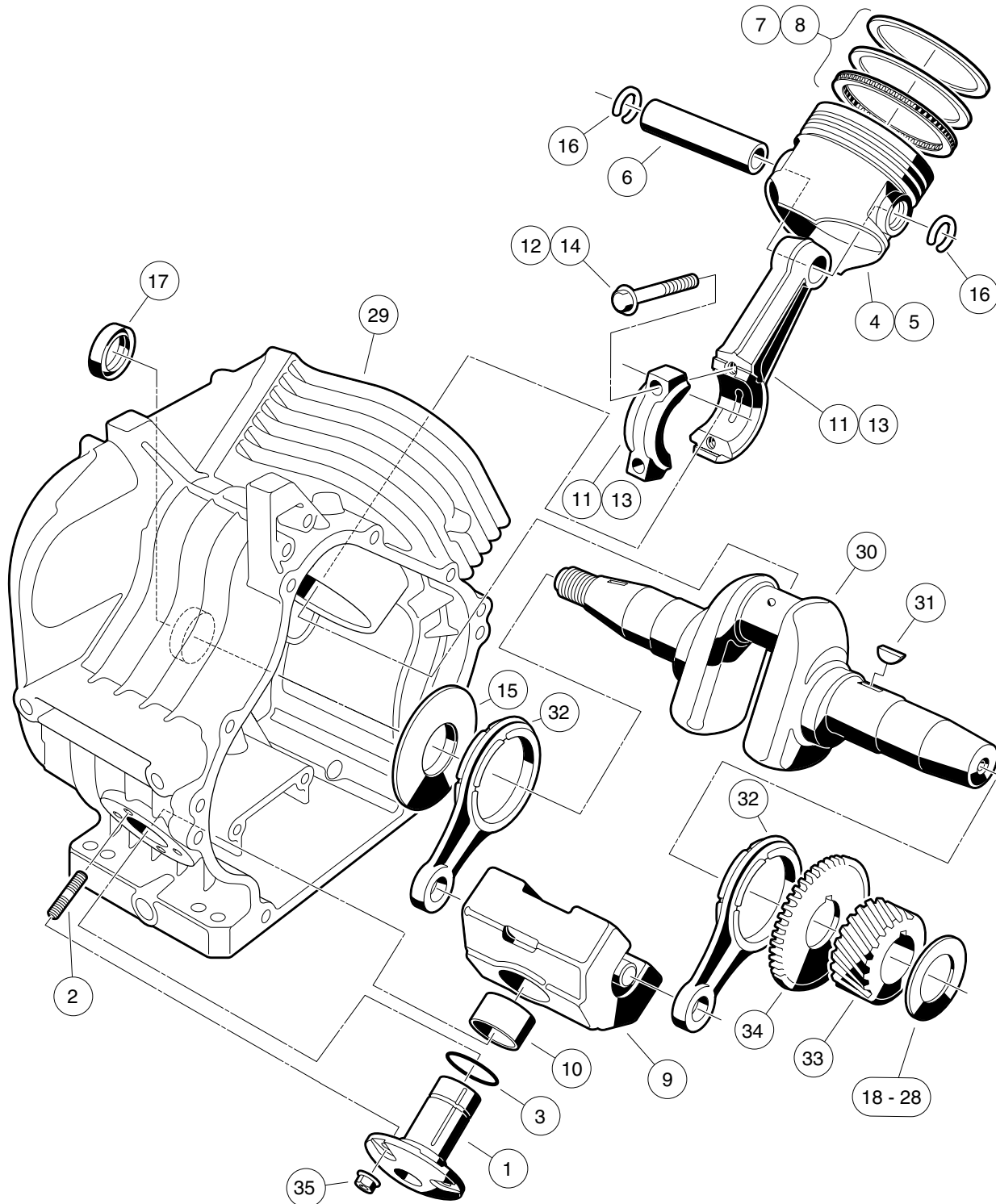
7

G

ITEM	PART NO.	DESCRIPTION	QTY
		1 2 3 4	
1	1016453	Tappet	2
2	1016454	Bolt, Flange Head, M5 x 0.8 x 8 mm	2
3	1016472	Plate, Oil Filter Screen	1
4	1016494	Sensor, Oil Level	1
5	1016496	Screw, Cross Pan-Head, M4 x 0.7 x 8 mm	3
6	1016506	Clamp	1
7	1016510	Bracket, Switch, Oil Level	1
8	1016521	Screen, Oil Filter	1
9	1016535	Connector, Cord	1
10	1016538	O-Ring	2
11	1016544	Screw	1
12	1016564	Pin	2
13	1016584	Bolt, Two-Ended, M8 x 1.25 x 69 mm	2
14	1017472	Cover Crankcase	1
15	1017487	Bearing, Ball	1
16	1017504	Seal, Oil	1
17	1017508	Plug	1
18	1017513	Bolt Switch Bracket	2
19	1017514	Screw, M8-1.25 X 45mm Hex	6
20	101751801	Shim, 0.3	A/R
21	101751802	Shim, 0.4	A/R
22	101751803	Shim, 0.5	A/R
23	103615901	Gasket, Crankcase Cover	1
24	103616401	Camshaft Comp	1

7

G



000206-001

AS26 FE350 ENGINE – CRANKCASE AND CRANKSHAFT

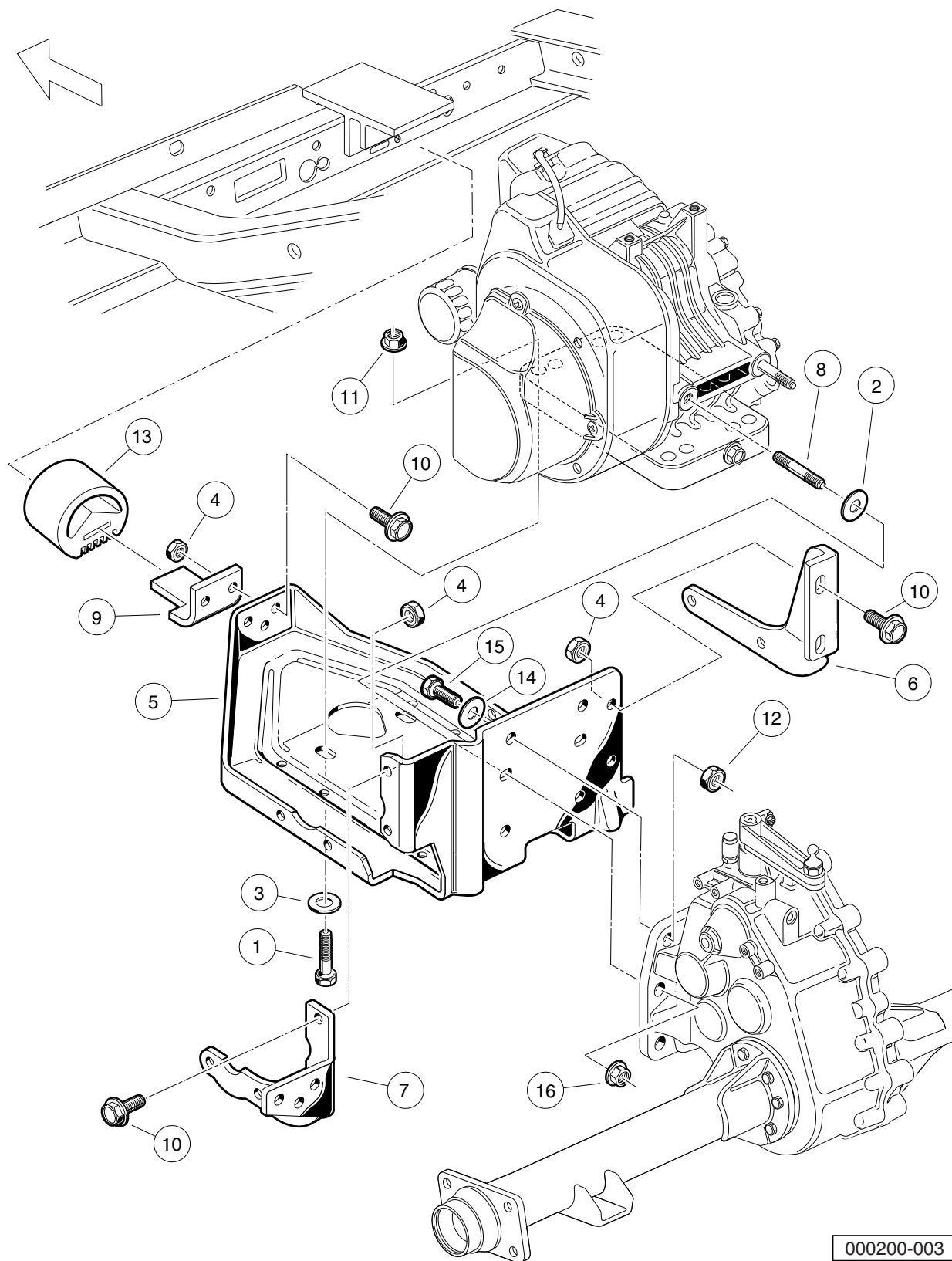
ITEM	PART NO.	DESCRIPTION	QTY
		1 2 3 4	
1	1016470	Shaft, Guide, Counterbalance	1
2	1016541	Stud, 6x14	4
3	1016571	O-Ring	1
4	101744901	Piston, Standard	1
5	101744902	Piston, 0.50 mm Oversize	1
6	1017450	Pin, Piston	1
7	101745101	Ring Set, Standard Piston	1
8	101745102	Ring Set, Piston, 0.50 mm Oversize	1
9	1017453	Fe400 Counterbalance Weight (includes item 10)	1
10	1017510	Bearing, Plain	1
11	101745701	Asm, Con. Rod Std (includes item 12)	1
12	1017512	Bolt	2
13	101745702	Rod Assembly Connecting Rod 0.5mm (includes item 14)	1
14	1017512	Bolt	2
15	1017501	Spacer	1
16	1017502	Snap Ring	2
17	1017503	Seal, Oil	1
18	101773301	Shim, Crankshaft, 1.18mm	A/R
19	101773302	Shim, Crankshaft, 1.25mm	A/R
20	101773303	Shim, Crankshaft, 1.32mm	A/R
21	101773304	Shim, Crankshaft, 1.39mm	A/R
22	101773305	Shim, Crankshaft, 1.46mm	A/R
23	101773306	Shim, Crankshaft, 1.53mm	A/R
24	101773307	Shim, Crankshaft, 1.60mm	A/R
25	101773308	Shim, Crankshaft, 1.67mm	A/R
26	101773309	Shim, Crankshaft, 1.74mm	A/R
27	101773310	Shim, Crankshaft, 1.11mm	A/R
28	101773311	Shim, Crankshaft, 1.81mm	A/R
29	103615801	Crankcase, Fe350 S26 S27	1
30	1036161	Crankshaft, Complete (includes items 31 through 34)	1
31	1016562	Key	1
32	1017471	Rod	2
33	N/A	Gear, Helical	1
34	N/A	Gear, Spur	1
35	103616201	Nut, M6 Flange	4

7

G

7

G



000200-003

FE350 ENGINE MOUNTING

ITEM	PART NO.	DESCRIPTION	QTY
		1 2 3 4	
1	1010577	Bolt, Hex-Head, 5/16-18 X 1.50	4
2	1011697	Washer, 5/16 Flat	2
3	1012571	Washer, 5/16 Extra Thick Flat	4
4	1013924	Nut, 5/16-24 Hex Head Cone	10
5	101827101	Plate, Engine Mounting	1
6	101832601	Stiffener (PTO Side)	1
7	101832701	Stiffener (Flywheel Side)	1
8	101833101	Stud, M8-1.25 X 50 mm Two-Ended	2
9	101834601	Snubber Bracket	1
10	101884801	Screw, 5/16-24 X 0.875 Grade-8	10
11	101963401	Locknut, 5/16-18 Hex Flange	4
12	102065901	Locknut, 3/8-16 Flanged Dimple	4
13	102540301	Inner Frame Snubber	1
14	334	Washer, 3/8 Type A Flat	4
15	705	Screw, Cap-hex Hd 3/8-16x1.25	4
16	96704416	Nut Flg, M8 X 1.25 Serrated	2

7

G

DID YOU KNOW?

CartPros directs you to the right part using the part numbers from this manual. Enter the part number into our search box and it will find the part you are looking for.

**GET STARTED
HERE**

→ <https://CartPros.com/f.html>

7

G

**DID YOU
KNOW?**

CartPros directs you to the right part using the part numbers from this manual. Enter the part number into our search box and it will find the part you are looking for.

**GET STARTED
HERE**



<https://CartPros.com/f.html>

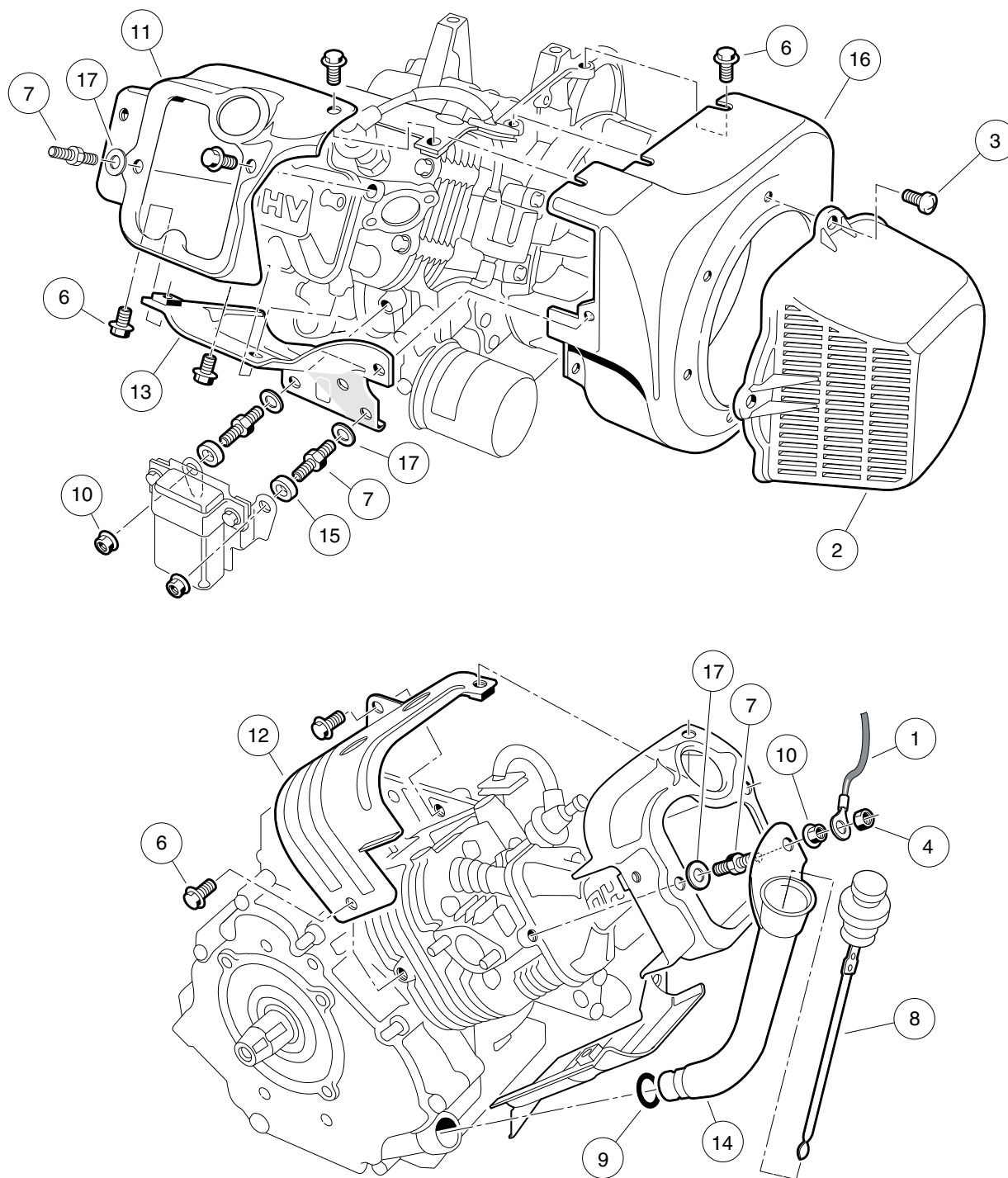
AS11 FE350 ENGINE

8

G

8

G



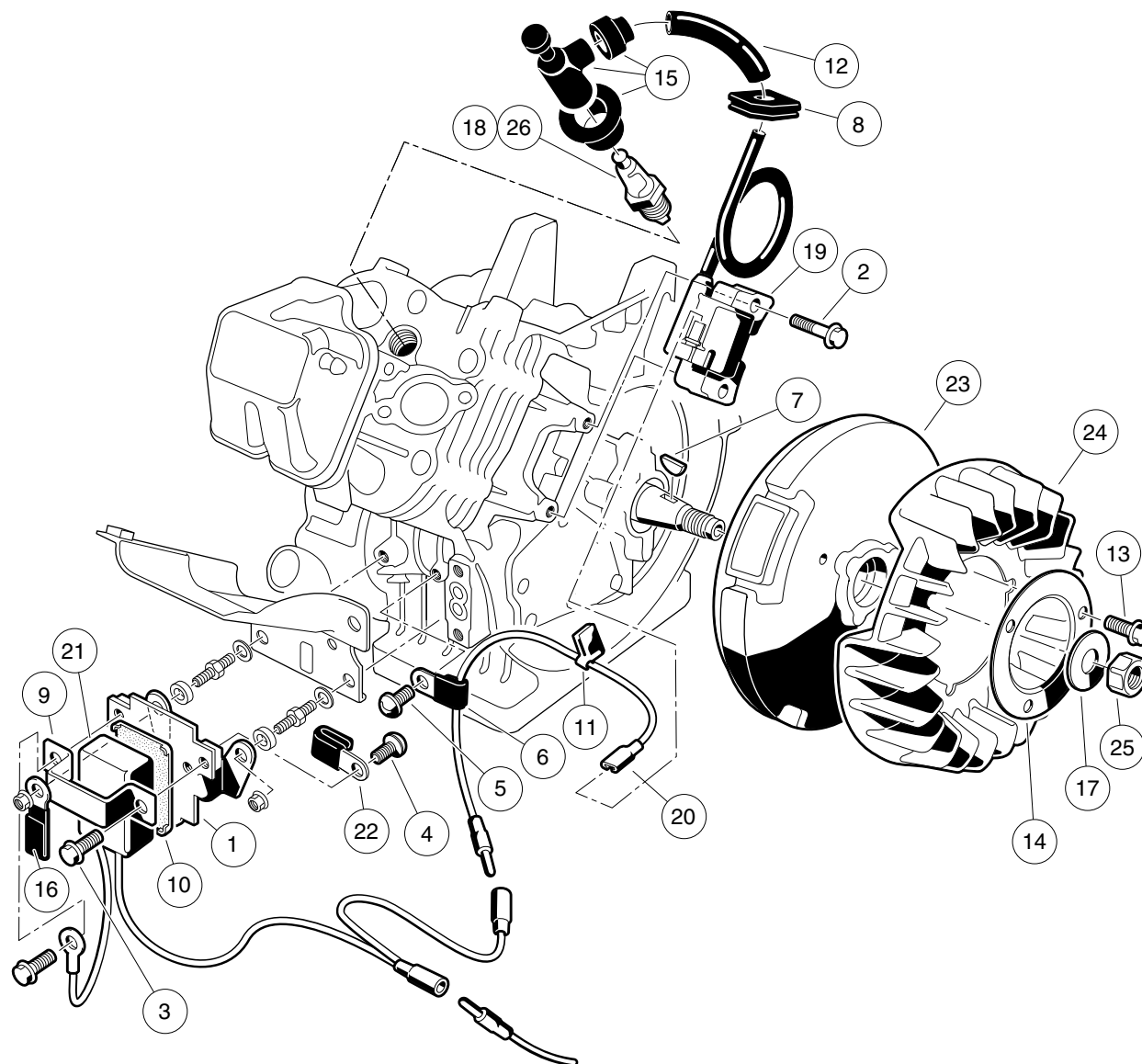
000201-001

AST FE350 ENGINE WITHOUT ACR (AUTOMATIC COMPRESSION RELEASE) – SHROUDS AND BRACKETS

ITEM	PART NO.	DESCRIPTION	QTY
		1 2 3 4	
1	1015332	Wire Assembly, #10, Uninsulated	1
2	1015649	Shroud, Fan	1
3	1015969	Screw, M6-1.00 X 10mm Pan Hd	4
4	101887601	Locknut, M6-1.00 Nylon Insert	1
5	101953802	Engine, FE350 (cw) without ACR * (includes items 6 through 17)	1
6	1016456	Bolt, Flange Head, M6 x 1 x 12 mm	14
7	1016507	Bolt, Two-Ended	3
8	1016531	Dipstick	1
9	1016539	O-Ring	1
10	1016547	Nut, M6 Flange	3
11	1017474	Shroud, Engine	1
12	1017475	Shroud, Engine	1
13	1017476	Shroud, Engine	1
14	1017486	Tube, Oil Filler	1
15	1017500	Spacer 6.50 X 12 X 5.5	2
16	101916101	Housing, FE350 Fan	1
17	N/A	Washer, 6mm Flat	3
* Note: FE350 engine component listings span several pages.			

8

G



000202-001

AS11 FE350 ENGINE – IGNITION COMPONENTS AND FLYWHEEL

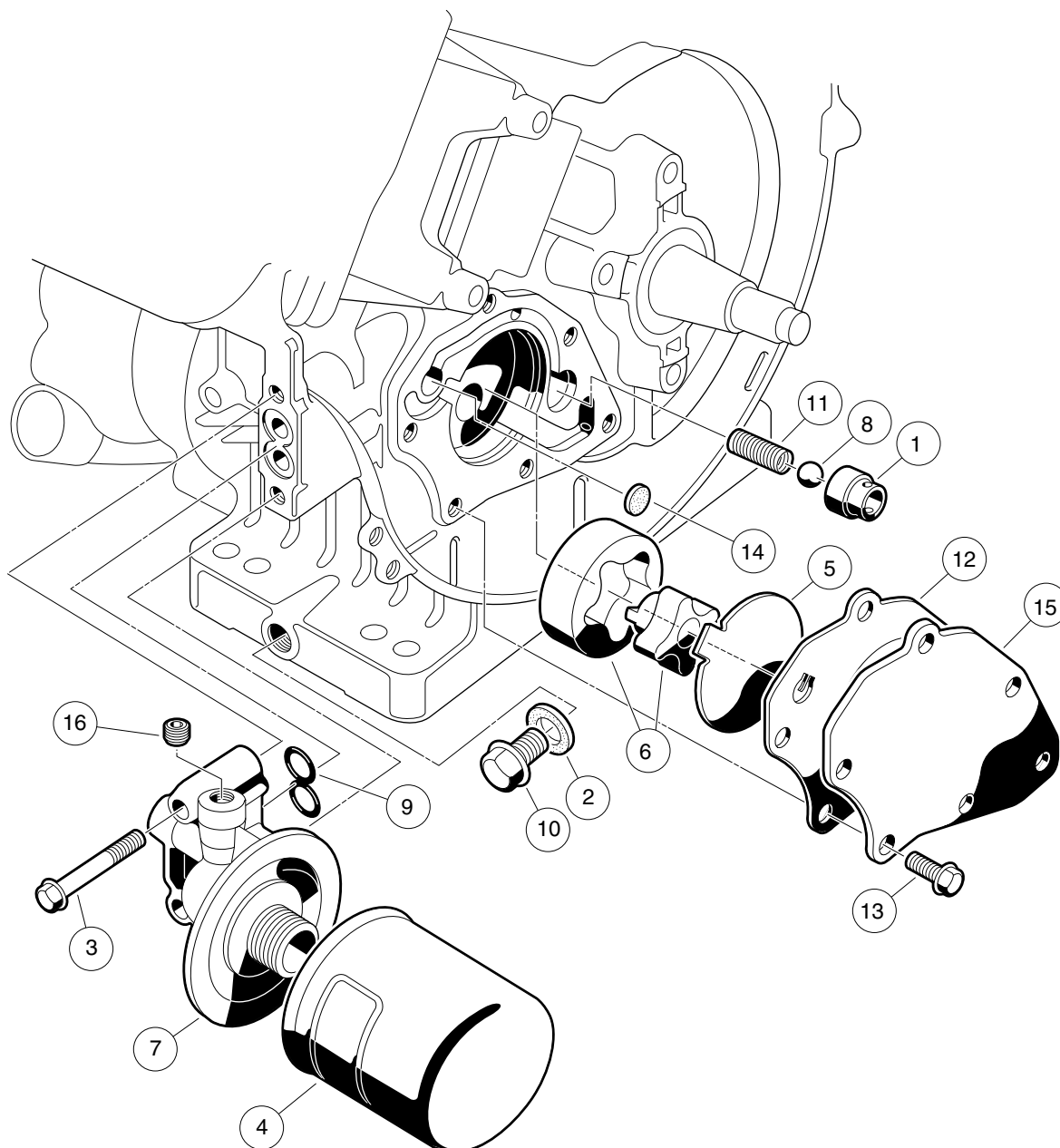
ITEM	PART NO.	DESCRIPTION	QTY
		1 2 3 4	
1	1016445	Bracket, RPM Limiter	1
2	1016455	Bolt, Flange Head	2
3	1016456	Bolt, Flange Head, M6 x 1 x 12 mm	2
4	1016497	Screw, Pan WP Cross	1
5	1016544	Screw	1
6	1016561	Clamp	1
7	1016562	Key	1
8	1016578	Ignition, Grommet	1
9	1016579	Band, RPM Limiter Mount	1
10	1016586	Damper, RPM Limiter	1
11	1016587	Clamp	1
12	1016588	Tube, 7mm X 10mm X 70mm	1
13	1017448	Bolt, Flanged	3
14	1017455	Plate, Flywheel Fan	1
15	1017463	Cap Asm Plug	1
16	1017468	Clamp	1
17	1017490	Washer, Flat	1
18	101881101	Spark Plug, OHV (Autolite)	1
19	101909201	Coil, Ignition	1
20	101909301	Lead Wire Assy	1
21	101909401	Limiter, RPM	1
22	N/A	Clamp, Steel	1
23	101916201	Flywheel	1
24	101916301	Fan (cw)	1
25	N/A	Nut, Hex, 18 mm Fine	1
26	AM10724	Spark Plug, OHV (NGK)	1

8

G

8

G



000203-001



FE350 ENGINE – OIL CIRCULATION

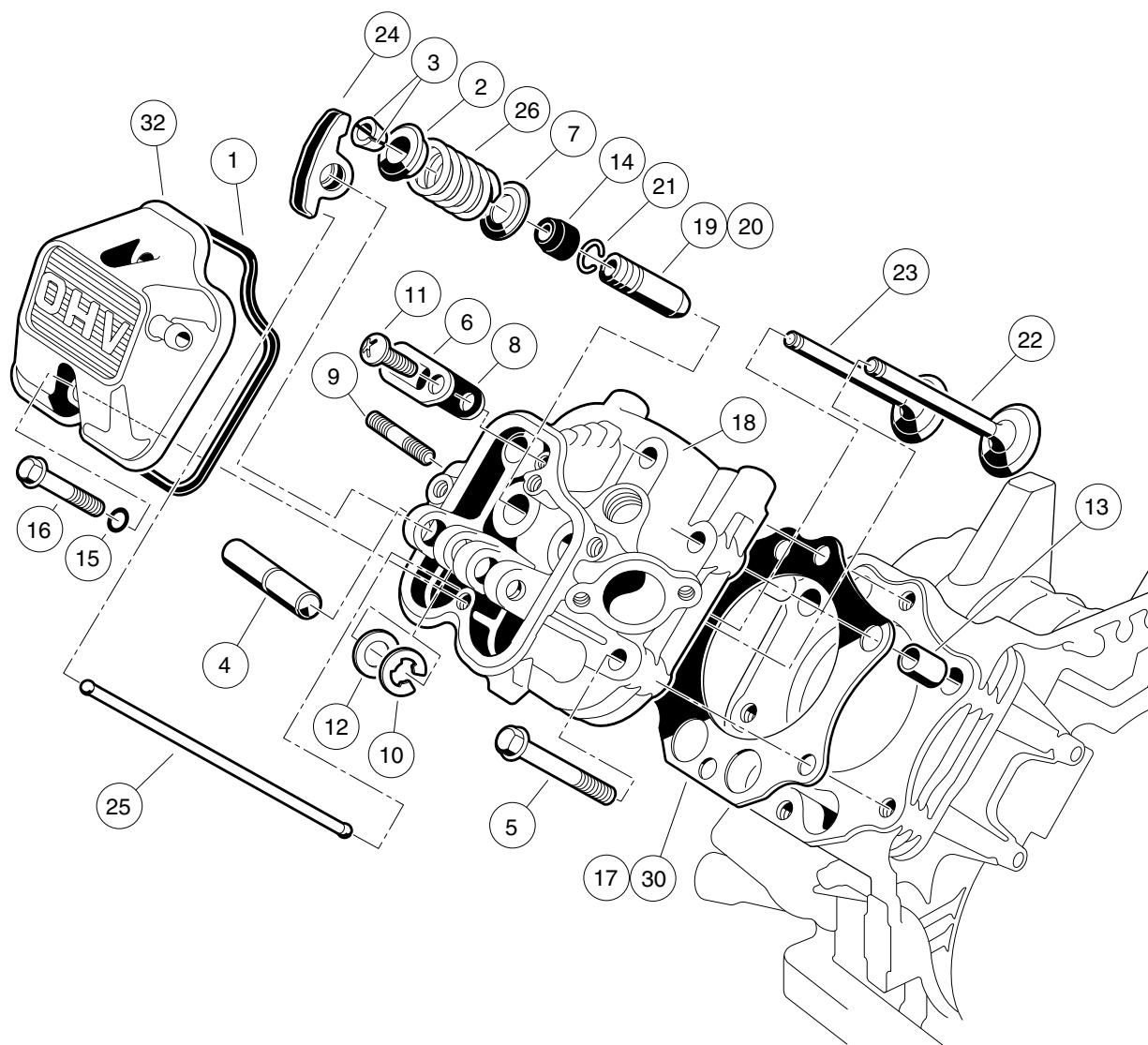
ITEM	PART NO.	DESCRIPTION	QTY
		1 2 3 4	
1	1016429	Seat, Value Oil Press Relief	1
2	1016432	Gasket, Drain Plug	1
3	1016457	Bolt, Flange Head	2
4	1016467	Filter, Oil	1
5	1016473	Plate, Oil Pump	1
6	101648203	Oil Pump And Rotor	1
7	1016502	Bracket, Oil Filter Mount	1
8	1016537	Ball, Steel, Press, Relief	1
9	1016570	O-Ring	1
10	1016576	Plug, Drain	1
11	1016581	Spring	1
12	1017442	Gasket	1
13	1017456	Bolt, Flanged	6
14	1017458	Filter	1
15	1017460	Cover, Pump	1
16	1017507	Plug	2

8

G

8

G



000204-001

AS11 FE350 ENGINE – CYLINDER HEAD

ITEM	PART NO.	DESCRIPTION	QTY
		1 2 3 4	
1	1016436	Gasket, Rocker Case	1
2	1016449	Retainer, Valve Spring	2
3	1016450	Collet	4
4	1016452	Shaft, Rocker	1
5	1016458	Bolt, Flange Head, M8 x 1.25 x 45 mm	6
6	1016474	Plate	1
7	1016479	Seat, Spring	2
8	1016483	Valve	1
9	1016489	Stud, Two-Ended, M8-1.25	2
10	1016517	Circlip, Type-E	1
11	1016544	Screw	1
12	1016549	Washer, 12.1x19x1.8	1
13	1016563	Pin	2
14	1016566	Seal, Oil	2
15	1016569	O-Ring	2
16	1016583	Bolt, 6x35	2
17	1017434	Gasket, Head	1
18	1017435	Assembly, Cylinder Head, FE350 (includes items 19 through 21)	1
19	1016518	Guide, Valve, Exhaust	1
20	1016519	Guide, Valve	1
21	1016560	Snap Ring	2
22	1017444	Valve, Intake	1
23	1017445	Valve, Exhaust	1
24	1017446	Arm, Rocker	2
25	1017454	Rod, Push	2
26	1017473	Spring, Engine Valve	2
27	102304801	Kit, Gasket, FE350 (includes items 28 through 31)	1
28	1016440	Gasket, Engine to Insulator	1
29	1016904	Gasket, Exhaust	1
30	1017434	Gasket, Head	1
31	1017443	Gasket, Crankcase Cover	1
32	102753401	Case, Rocker	1

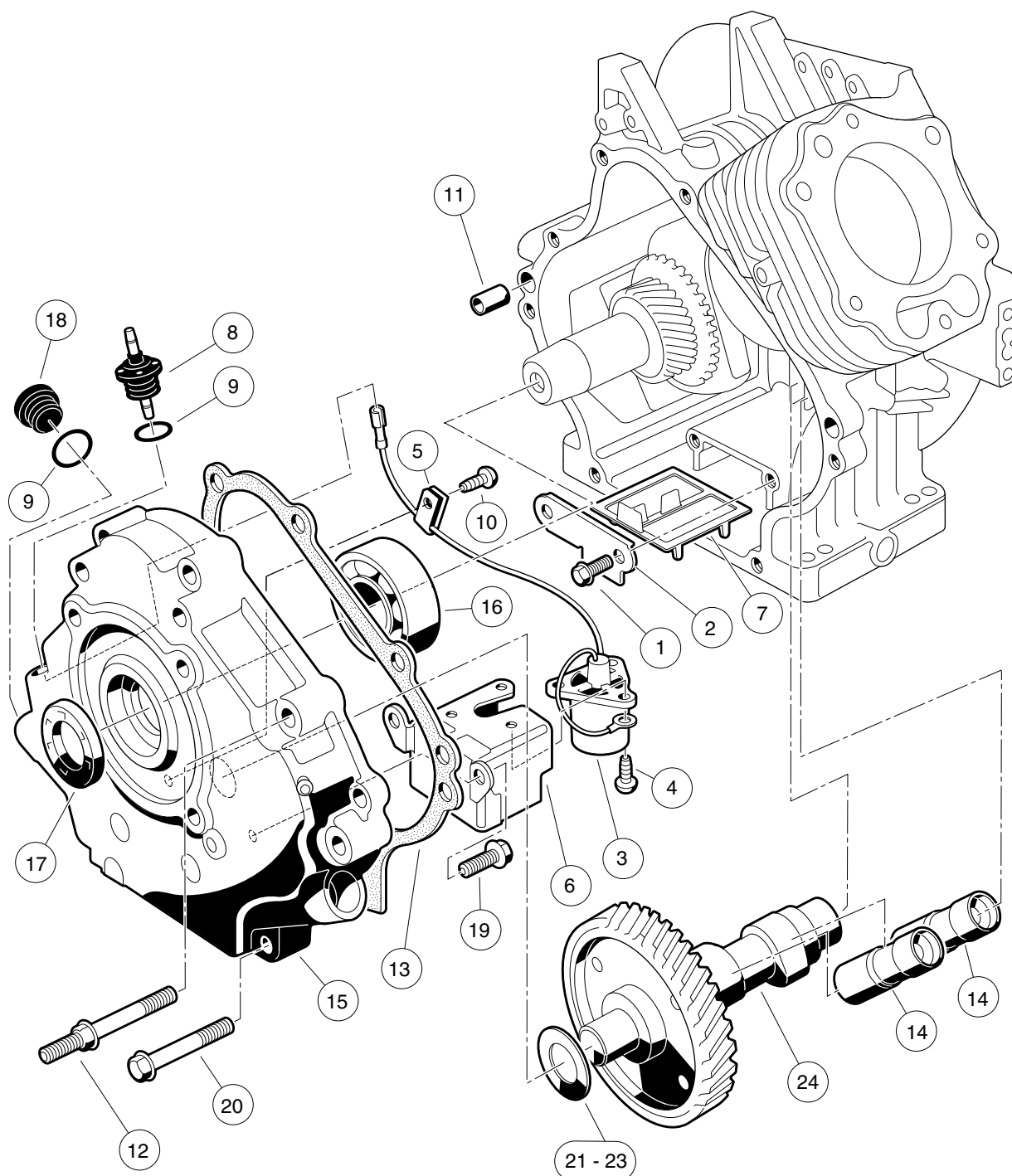
Note: Item 28 is not a component of the FE350 engine.

8

G

8

G



000205-002

FE350 ENGINE WITHOUT ACR – CRANKCASE, CAMSHAFT, AND OIL SENSOR

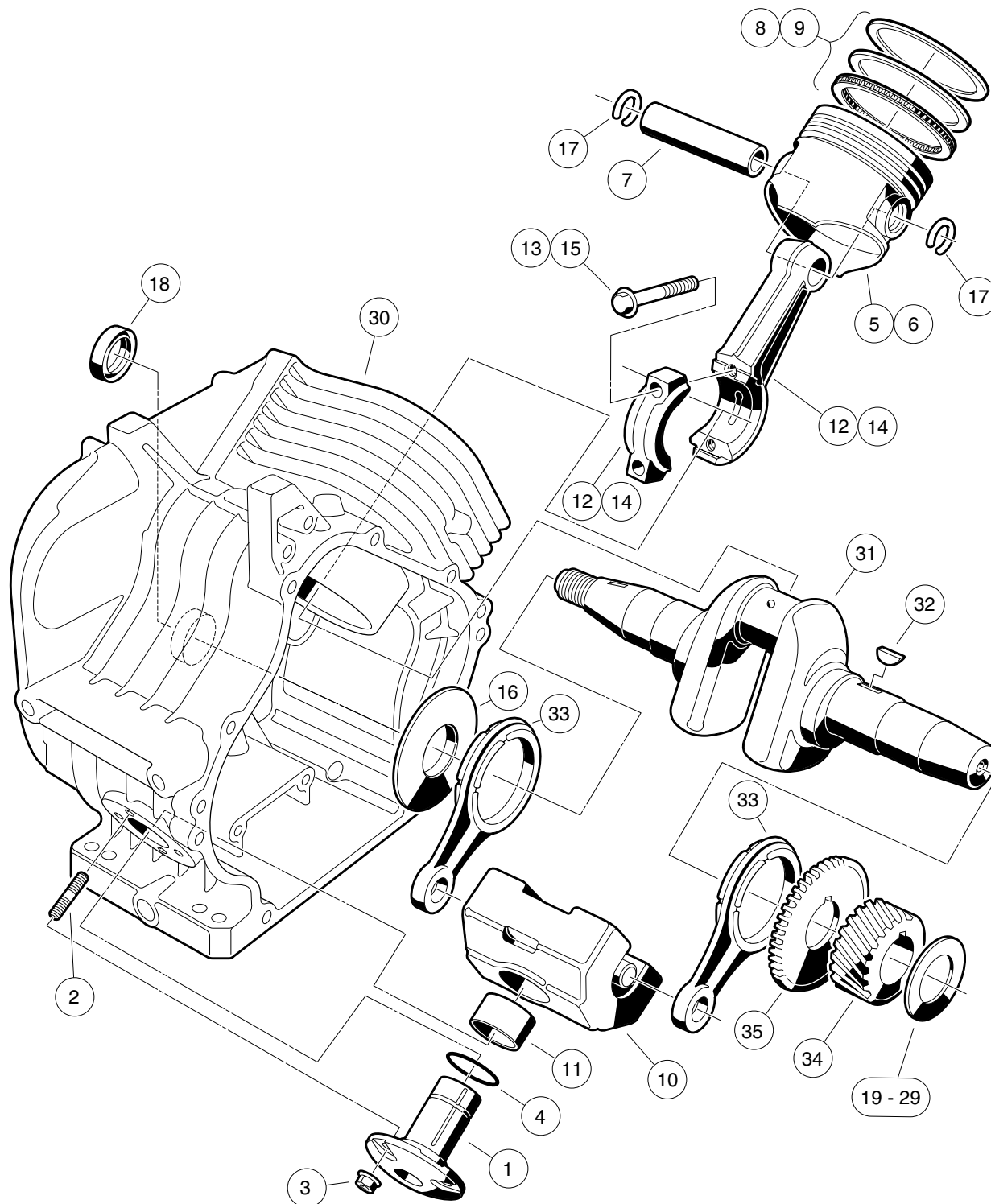
ITEM	PART NO.	DESCRIPTION	QTY
		1 2 3 4	
1	1016454	Bolt, Flange Head, M5 x 0.8 x 8 mm	2
2	1016472	Plate, Oil Filter Screen	1
3	1016494	Sensor, Oil Level	1
4	1016496	Screw, Cross Pan-Head, M4 x 0.7 x 8 mm	3
5	1016506	Clamp	1
6	1016510	Bracket, Switch, Oil Level	1
7	1016521	Screen, Oil Filter	1
8	1016535	Connector, Cord	1
9	1016538	O-Ring	2
10	1016544	Screw	1
11	1016564	Pin	2
12	1016584	Bolt, Two-Ended, M8 x 1.25 x 69 mm	2
13	1017443	Gasket, Crankcase Cover	1
14	1017447	Adjuster, Lash	2
15	1017472	Cover Crankcase	1
16	1017487	Bearing, Ball	1
17	1017504	Seal, Oil	1
18	1017508	Plug	1
19	1017513	Bolt Switch Bracket	2
20	1017514	Screw, M8-1.25 X 45mm Hex	6
21	101751801	Shim, 0.3	A/R
22	101751802	Shim, 0.4	A/R
23	101751803	Shim, 0.5	A/R
24	102431001	Camshaft, FE350 without ACR, 44-Tooth	1

8

G

8

G



000206-001

AS11 FE350 ENGINE – CRANKCASE AND CRANKSHAFT

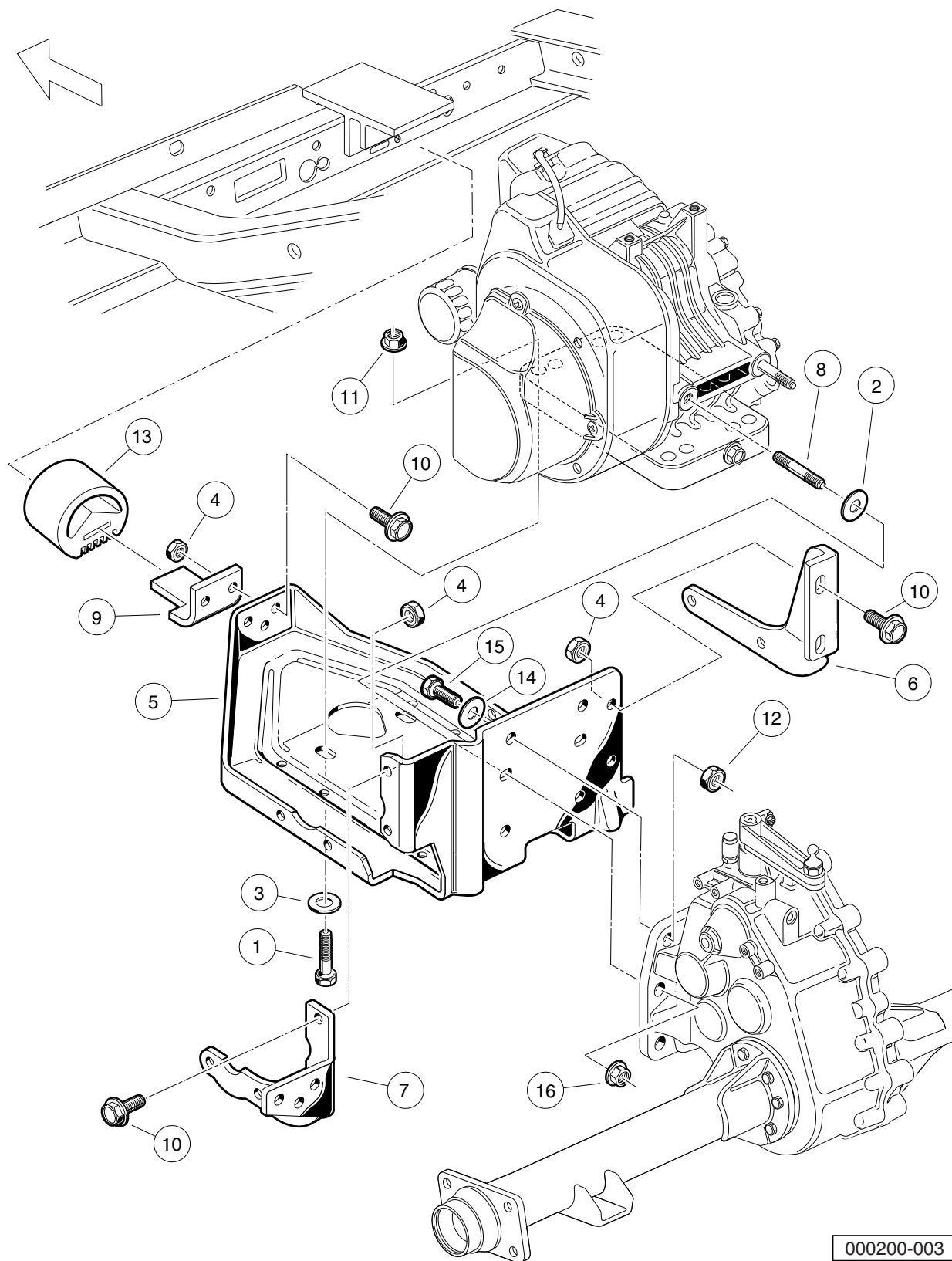
ITEM	PART NO.	DESCRIPTION	QTY
		1 2 3 4	
1	1016470	Shaft, Guide, Counterbalance	1
2	1016541	Stud, 6x14	4
3	1016547	Nut, M6 Flange	4
4	1016571	O-Ring	1
5	101744901	Piston, Standard	1
6	101744902	Piston, 0.50 mm Oversize	1
7	1017450	Pin, Piston	1
8	101745101	Ring Set, Standard Piston	1
9	101745102	Ring Set, Piston, 0.50 mm Oversize	1
10	1017453	Fe400 Counterbalance Weight (includes item 11)	1
11	1017510	Bearing, Plain	1
12	101745701	Asm, Con. Rod Std (includes item 13)	1
13	1017512	Bolt	2
14	101745702	Rod Assembly Connecting Rod 0.5mm (includes item 15)	1
15	1017512	Bolt	2
16	1017501	Spacer	1
17	1017502	Snap Ring	2
18	1017503	Seal, Oil	1
19	101773301	Shim, Crankshaft, 1.18mm	A/R
20	101773302	Shim, Crankshaft, 1.25mm	A/R
21	101773303	Shim, Crankshaft, 1.32mm	A/R
22	101773304	Shim, Crankshaft, 1.39mm	A/R
23	101773305	Shim, Crankshaft, 1.46mm	A/R
24	101773306	Shim, Crankshaft, 1.53mm	A/R
25	101773307	Shim, Crankshaft, 1.60mm	A/R
26	101773308	Shim, Crankshaft, 1.67mm	A/R
27	101773309	Shim, Crankshaft, 1.74mm	A/R
28	101773310	Shim, Crankshaft, 1.11 mm	A/R
29	101773311	Shim, Crankshaft, 1.81mm	A/R
30	101916001	Crankcase Complete, FE350 (cw)	1
31	102430901	Crankshaft, FE350 Left-Hand, 22-Tooth (includes items 32 through 35)	1
32	1016562	Key	1
33	1017471	Rod	2
34	N/A	Gear, Helical	1
35	N/A	Gear, Spur	1

8

G

8

G



000200-003

FE350 ENGINE MOUNTING

ITEM	PART NO.	DESCRIPTION	QTY
		1 2 3 4	
1	1010577	Bolt, Hex-Head, 5/16-18 X 1.50	4
2	1011697	Washer, 5/16 Flat	2
3	1012571	Washer, 5/16 Extra Thick Flat	4
4	1013924	Nut, 5/16-24 Hex Head Cone	10
5	101827101	Plate, Engine Mounting	1
6	101832601	Stiffener (PTO Side)	1
7	101832701	Stiffener (Flywheel Side)	1
8	101833101	Stud, M8-1.25 X 50 mm Two-Ended	2
9	101834601	Snubber Bracket	1
10	101884801	Screw, 5/16-24 X 0.875 Grade-8	10
11	101963401	Locknut, 5/16-18 Hex Flange	4
12	102065901	Locknut, 3/8-16 Flanged Dimple	4
13	102540301	Inner Frame Snubber	1
14	334	Washer, 3/8 Type A Flat	4
15	705	Screw, Cap-hex Hd 3/8-16x1.25	4
16	96704416	Nut Flg, M8 X 1.25 Serrated	2

8

G

DID YOU KNOW?

CartPros directs you to the right part using the part numbers from this manual. Enter the part number into our search box and it will find the part you are looking for.

**GET STARTED
HERE**



<https://CartPros.com/f.html>

8

G

**DID YOU
KNOW?**

CartPros directs you to the right part using the part numbers from this manual. Enter the part number into our search box and it will find the part you are looking for.

**GET STARTED
HERE**




<https://CartPros.com/f.html>

FUEL, INTAKE, AND GOVERNOR SYSTEMS

9

G

G

FUEL SYSTEM

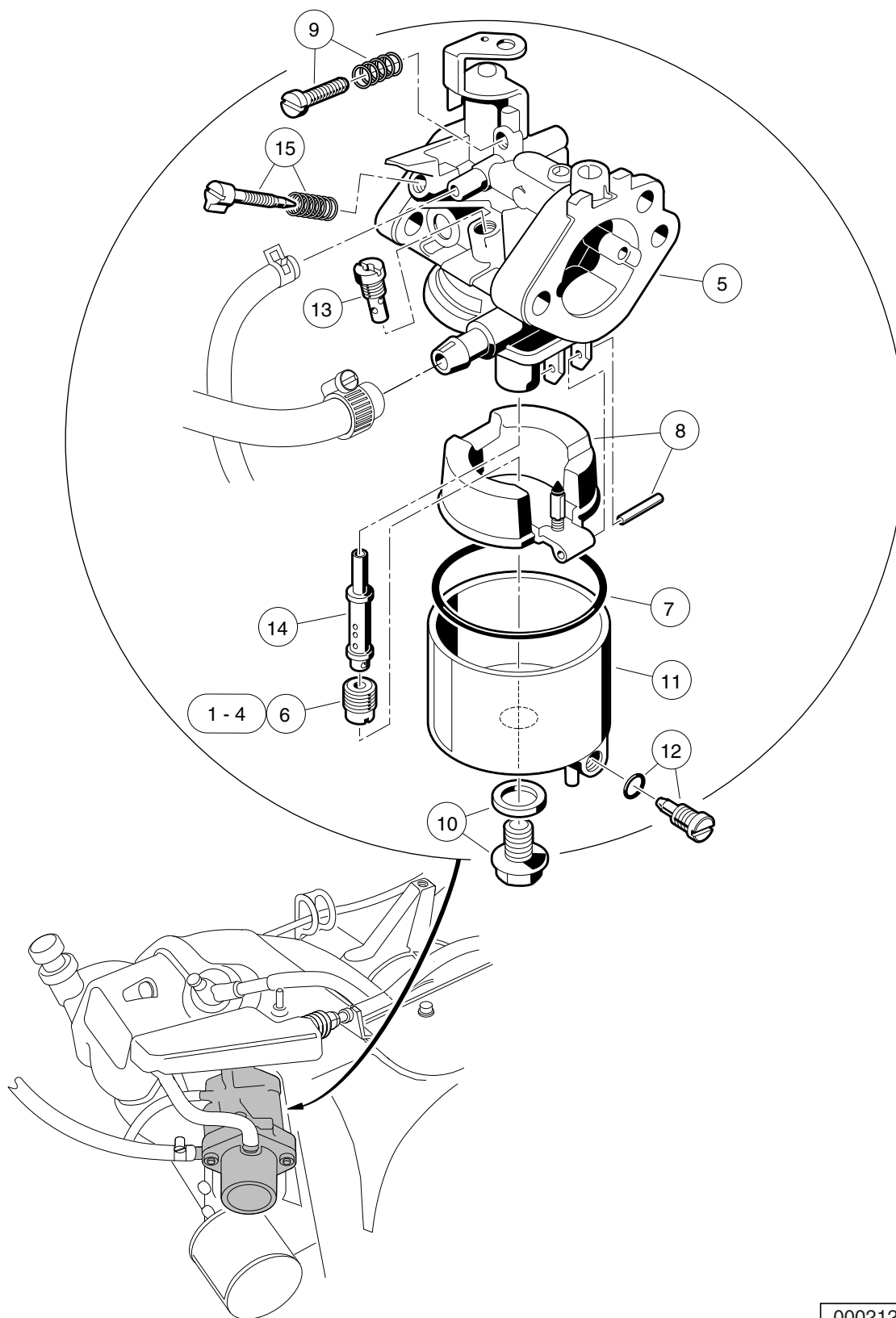
ITEM	PART NO.	DESCRIPTION	QTY
		1 2 3 4	
1	1012649	Clamp, 0.460 Red Hose	7
2	1013687	Clamp, 3/8" Hose (screw type)	1
3	1013746	Clamp, 0.301 ID Hose	2
4	1015137	Fuel Line (available by the foot)	A/R
5	101824401	Vent Barb	1
6	102003201	Filter, Fuel, 30 Micron	1
7	102296020	Screw, Torx Pan Hd Pt, M6 X 20	2
8	102514201	Hold-down - Fuel Tank	1
9	102514701	Bucket - Gas Vehicle	1
10	102865101	Fuel Line	A/R
11	102952202	Asm, Tank, Fuel (includes items 12 through 16)	1
12	1015139	Insulation Grommet	1
13	1015143	Vent, Fuel Tank	1
14	102513701	Valve - Fuel Pickup Tube	1
15	102751601	Cap, Fuel Tank, Gasoline	1
16	N/A	Tank, Fuel, Prec	1
17	103781101	Kit, Fuel Pump Retrofit (includes items 18 and 19)	1
18	103010101	Pump, Fuel, Impulse, Fh	1
19	103781201	Instr, Fuel Pump Retrofit	1

9

G

9

G



000212-001

CARBURETOR ASSEMBLY – FE350

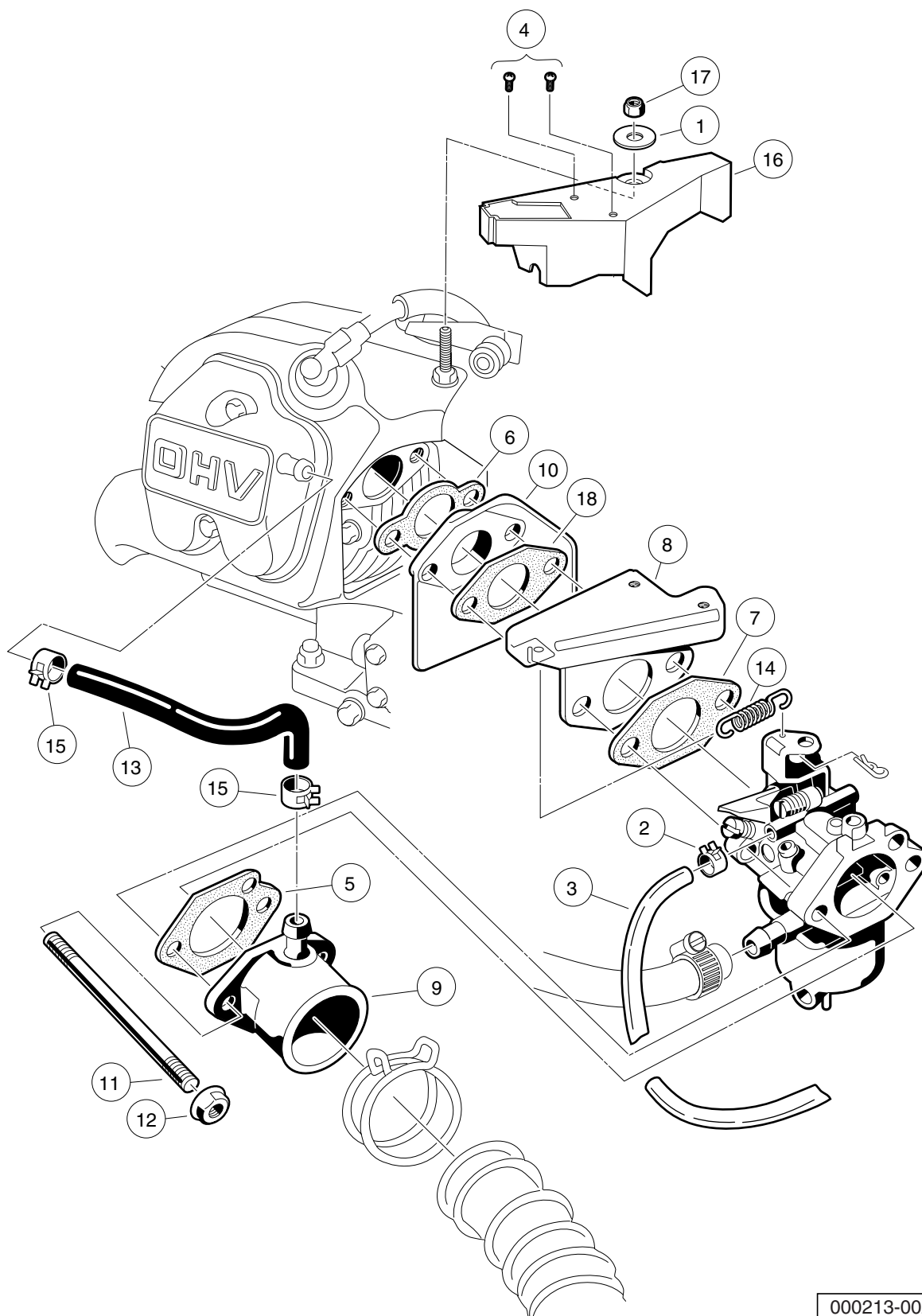
ITEM	PART NO.	DESCRIPTION	QTY
		1 2 3 4	
1	101642575	Jet, Altitude, # 75	A/R
2	101642578	Jet, Altitude, # 78	A/R
3	101642580	Jet, Altitude, # 80	A/R
4	101642582	Jet, Altitude, # 82	A/R
5	101905901	Carburetor, FE350D (includes items 6 through 15)	1
6	101642585	Jet, Altitude, # 85	1
7	1016437	Gasket, Carburetor Bowl OHV	1
8	1016486	Float Assembly	1
9	1016501	Screw Assembly	1
10	1016585	Bolt	1
11	1017461	Chamber Assembly, Float (includes item 12)	1
12	1016499	Screw Assembly	1
13	101973101	Jet, #40 Pilot	1
14	101973301	Nozzle, Main	1
15	N/A	Assembly, Pilot Air Screw	1
<p>Note: 101642585 for 0 - 3,000 feet; 101642582 for 3,000 - 5,000 feet; 101642580 for 5,000 - 8,000 feet; 101642578 for 8,000 - 10,000 feet; 101642575 for 10,000 feet and higher.</p>			

9

G

9

G



000213-002

CARBURETOR INSTALLATION – FE350

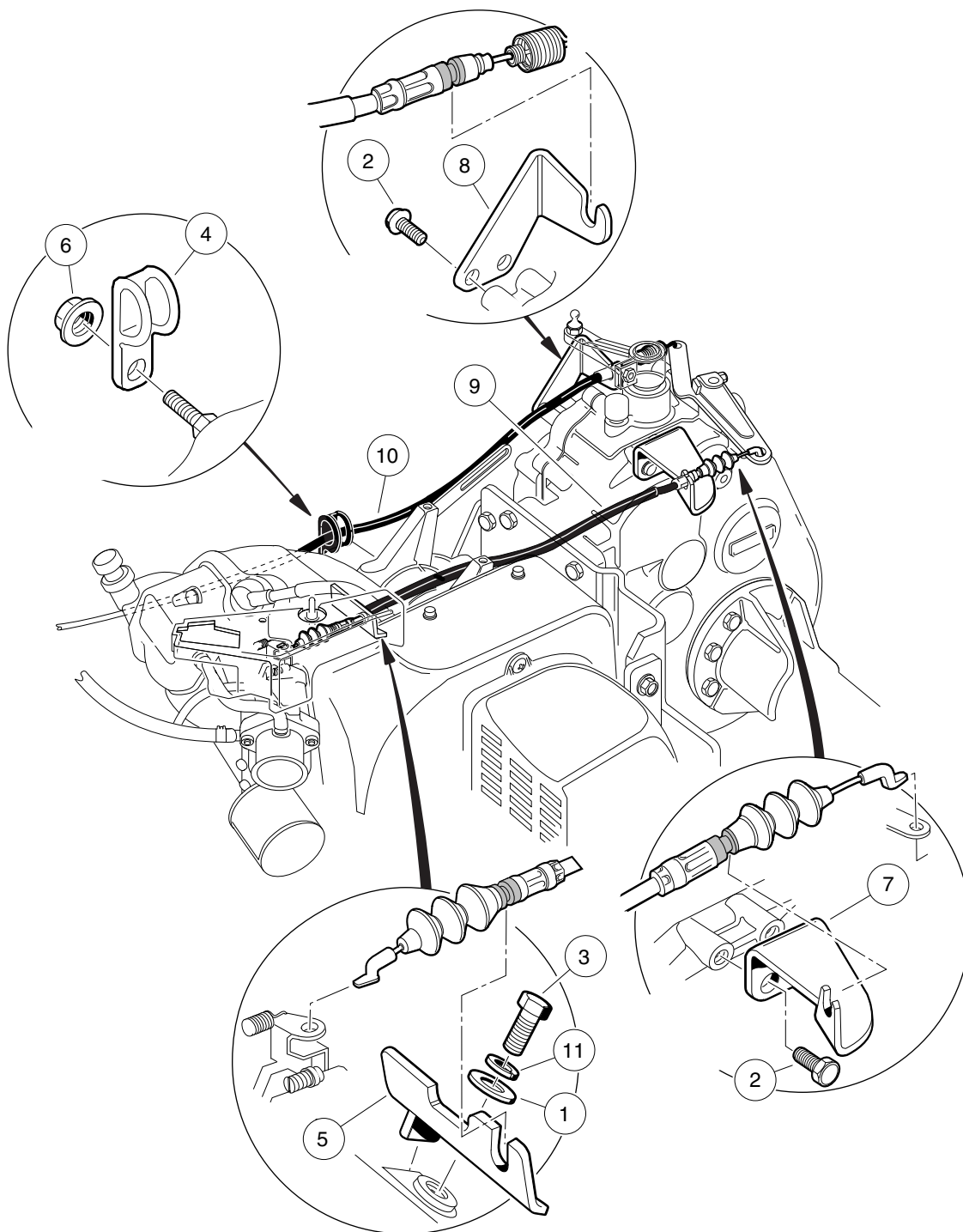
ITEM	PART NO.	DESCRIPTION	QTY
		1 2 3 4	
1	1011697	Washer, 5/16 Flat	1
2	1013746	Clamp, 0.301 ID Hose	1
3	1015137	Fuel Line (available by the foot)	1
4	1016103	Screw, Pan Hd Tx, Taptite 6-32	2
5	1016438	Gasket, Carb To Intake Manifold	1
6	1016440	Gasket, Engine to Insulator	1
7	1016441	Gasket, Sprg Brkt To Carb OHV	1
8	1016444	Bracket, Throttle Spring Return	1
9	1016480	Pipe, Intake Manifold	1
10	101648102	Insulator, Carburetor	1
11	101649002	Stud, M6-1.00 Two-Ended	2
12	1016547	Nut, M6 Flange	2
13	1016572	Tube, Crankcase Vent	1
14	1016582	Spring, Throttle Return	1
15	1017466	Clamp	2
16	101820201	Shield, Governor	1
17	101887601	Locknut, M6-1.00 Nylon Insert	1
18	101973401	Gasket, Insulator To Bracket	1

9

G

9

G



000215-001



GOVERNOR AND ACCELERATOR CABLES

ITEM	PART NO.	DESCRIPTION	QTY
		1 2 3 4	
1	1011697	Washer, 5/16 Flat	1
2	1012285	Screw, 1/4 X 0.625 Hex-Head	4
3	1012830	Screw, M8-125 X 22 Hex-Head	1
4	1013700	Clamp	2
5	101584502	Bracket, Governor Cable Snap-In	1
6	1016546	Nut	2
7	101832202	Bracket, Rear Governor Cable Snap-In	1
8	101832302	Bracket, Rear Accelerator Cable Snap-In	1
9	102336001	Cable, Governor, Snap-In	1
10	102513102	Cable, Acc, Snap-in	1
11	7174	Lockwasher, 5/16 Split	1

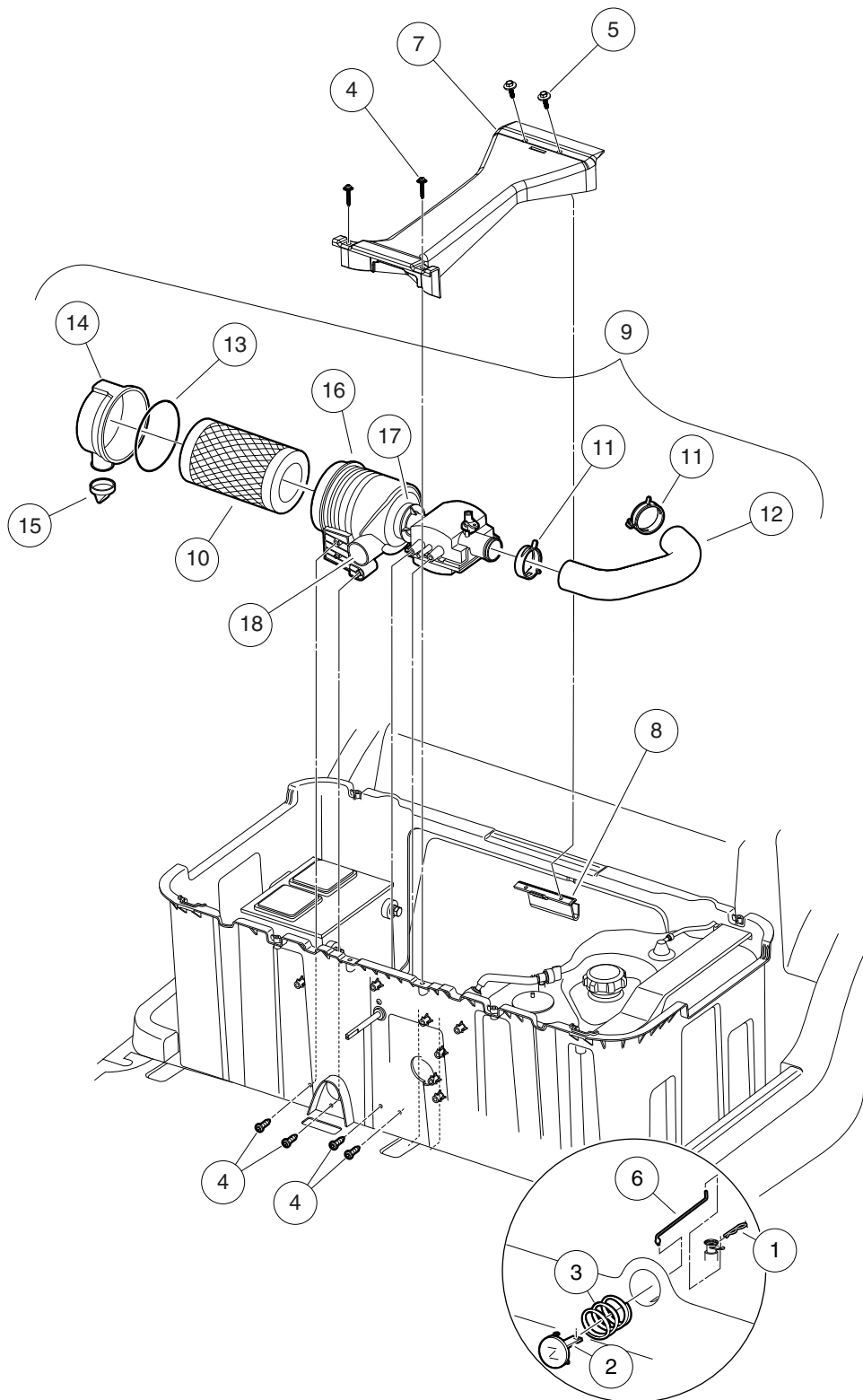
9

G



9

G



000484-001

CHOKE AND AIR BOX ASSEMBLY

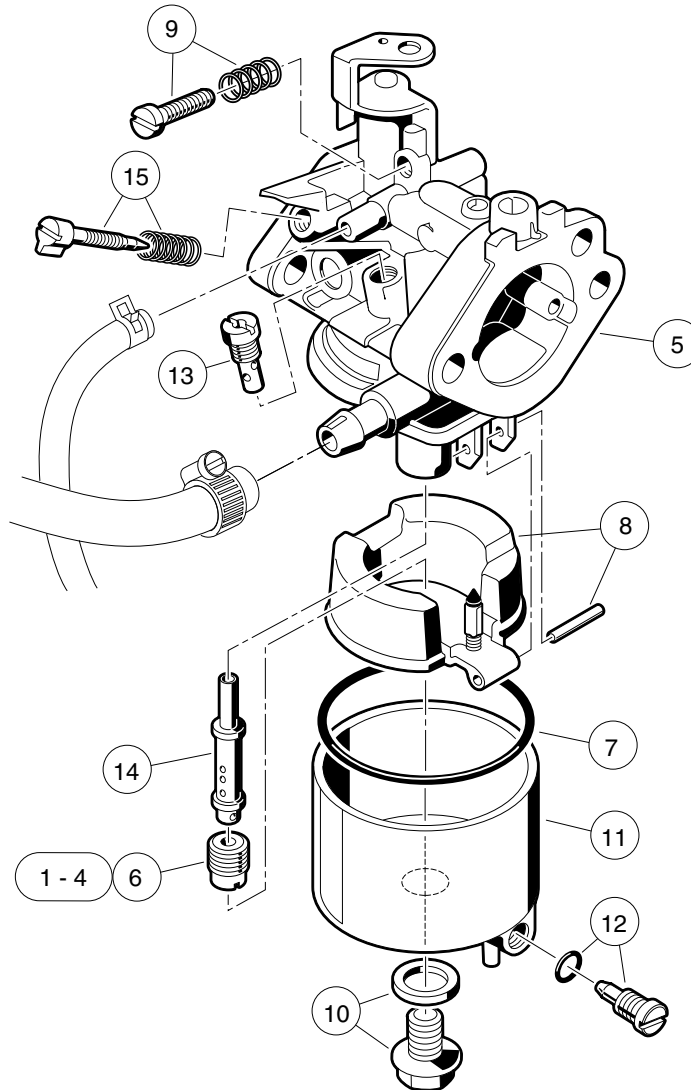
ITEM	PART NO.	DESCRIPTION	QTY
		1 2 3 4	
1	1014413	Pin, Hair Spring Cotter	1
2	101811401	Lever, Choke	1
3	101856201	Compression Spring	1
4	102296020	Screw, Torx Pan Hd Pt, M6 X 20	6
5	102297125	Screw M6-1.0x25.4 Thd Fm Sems	2
6	102514401	Rod, Choke Button	1
7	102521301	Brace, Gas Fuel Bucket	1
8	102521401	Support, Gas Bucket Brace	1
9	102588301	Air Intake Assy (includes items 10 through 16)	1
10	102558201	Air Filter, Precedent	1
11	102558301	Clamp, Air Intake, Prec	2
12	102558401	Hose, Air Intake, Prec	1
13	102558501	Gasket, Air Intake, Prec	1
14	102558601	Cover Asm, Air Intake, Prec	1
15	102558701	Evac Valve, Air Intake, Prec	1
16	N/A	Assembly, Body Intake (includes items 17 and 18)	1
17	N/A	Filter Element, Air Intake	1
18	N/A	Insert, Air Intake Body	1

9

G

9

G



000212-002



CARBURETOR ASSEMBLY – FE350 S26

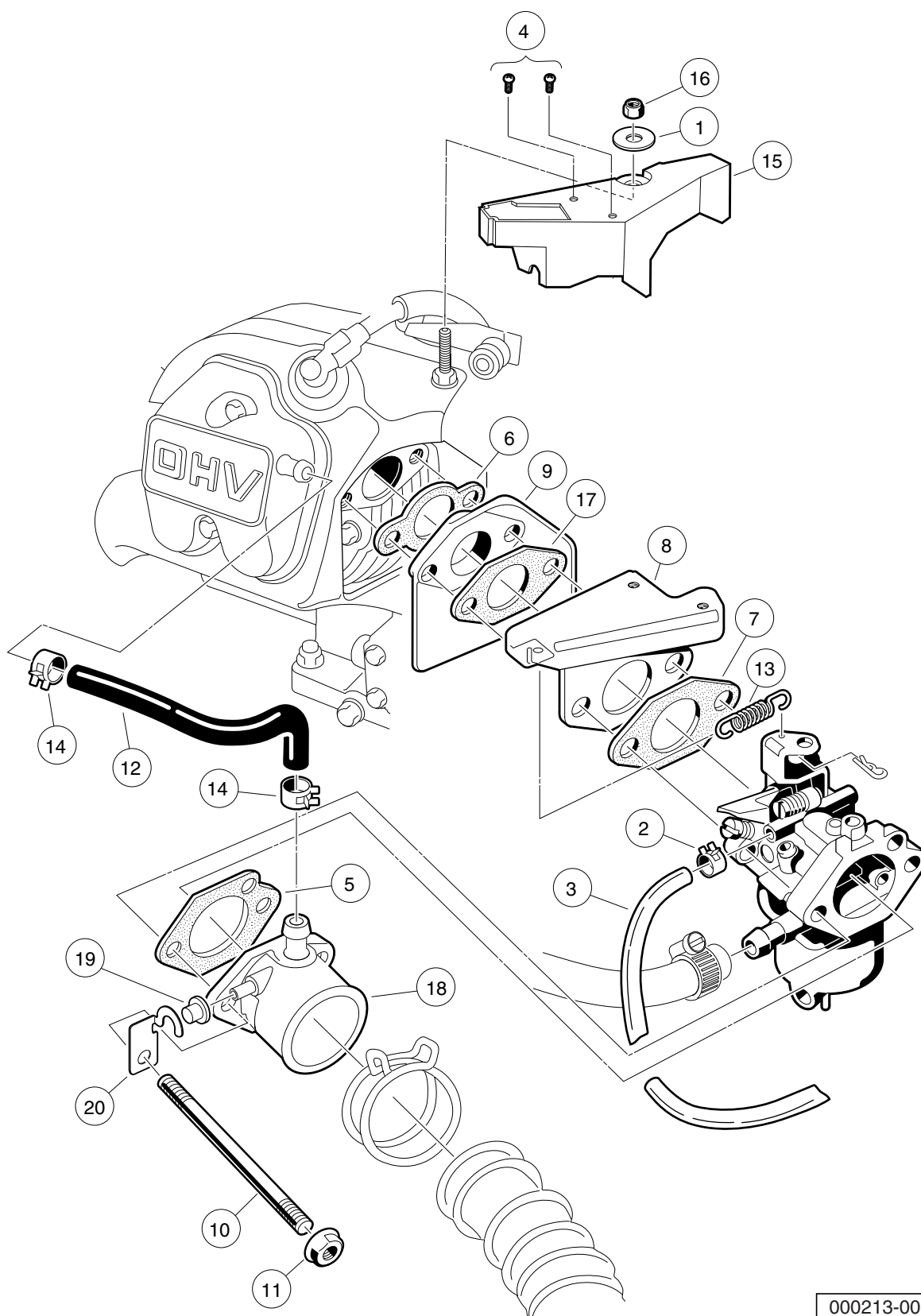
ITEM	PART NO.	DESCRIPTION	QTY
		1 2 3 4	
1	101642575	Jet, Altitude, # 75	A/R
2	101642578	Jet, Altitude, # 78	A/R
3	101642580	Jet, Altitude, # 80	A/R
4	101642582	Jet, Altitude, # 82	A/R
5	103616901	Carburetor Fe350 Precedent	1
<p>Note: 101642582 for 0 - 3,200 feet; 101642580 for 3,200 - 6,500 feet; 101642578 for 6,500 - 9,800 feet; 101642576 for 9,800 feet and higher.</p>			

9

G

9

G



000213-003

CARBURETOR INSTALLATION – FE350 S26

ITEM	PART NO.	DESCRIPTION	QTY
		1 2 3 4	
1	1011697	Washer, 5/16 Flat	1
2	1013746	Clamp, 0.301 ID Hose	1
3	1015137	Fuel Line (available by the foot)	1
4	1016103	Screw, Pan Hd Tx, Taptite 6-32	2
5	1016438	Gasket, Carb To Intake Manifold	1
6	1016440	Gasket, Engine to Insulator	1
7	1016441	Gasket, Sprg Brkt To Carb OHV	1
8	1016444	Bracket, Throttle Spring Return	1
9	101648102	Insulator, Carburetor	1
10	101649002	Stud, M6-1.00 Two-Ended	2
11	1016547	Nut, M6 Flange	2
12	1016572	Tube, Crankcase Vent	1
13	1016582	Spring, Throttle Return	1
14	1017466	Clamp	2
15	101820201	Shield, Governor	1
16	101887601	Locknut, M6-1.00 Nylon Insert	1
17	101973401	Gasket, Insulator To Bracket	1
18	103507101	Carburetor Adapter w/ Tap	1
19	103507201	Plug, Intake Manifold, Carb	1
20	103507301	Bracket, Intake Manifold, Carb	1

9

G

DID YOU KNOW?

CartPros directs you to the right part using the part numbers from this manual. Enter the part number into our search box and it will find the part you are looking for.

**GET STARTED
HERE**



<https://CartPros.com/f.html>

9

G

**DID YOU
KNOW?**

CartPros directs you to the right part using the part numbers from this manual. Enter the part number into our search box and it will find the part you are looking for.

**GET STARTED
HERE**



<https://CartPros.com/f.html>

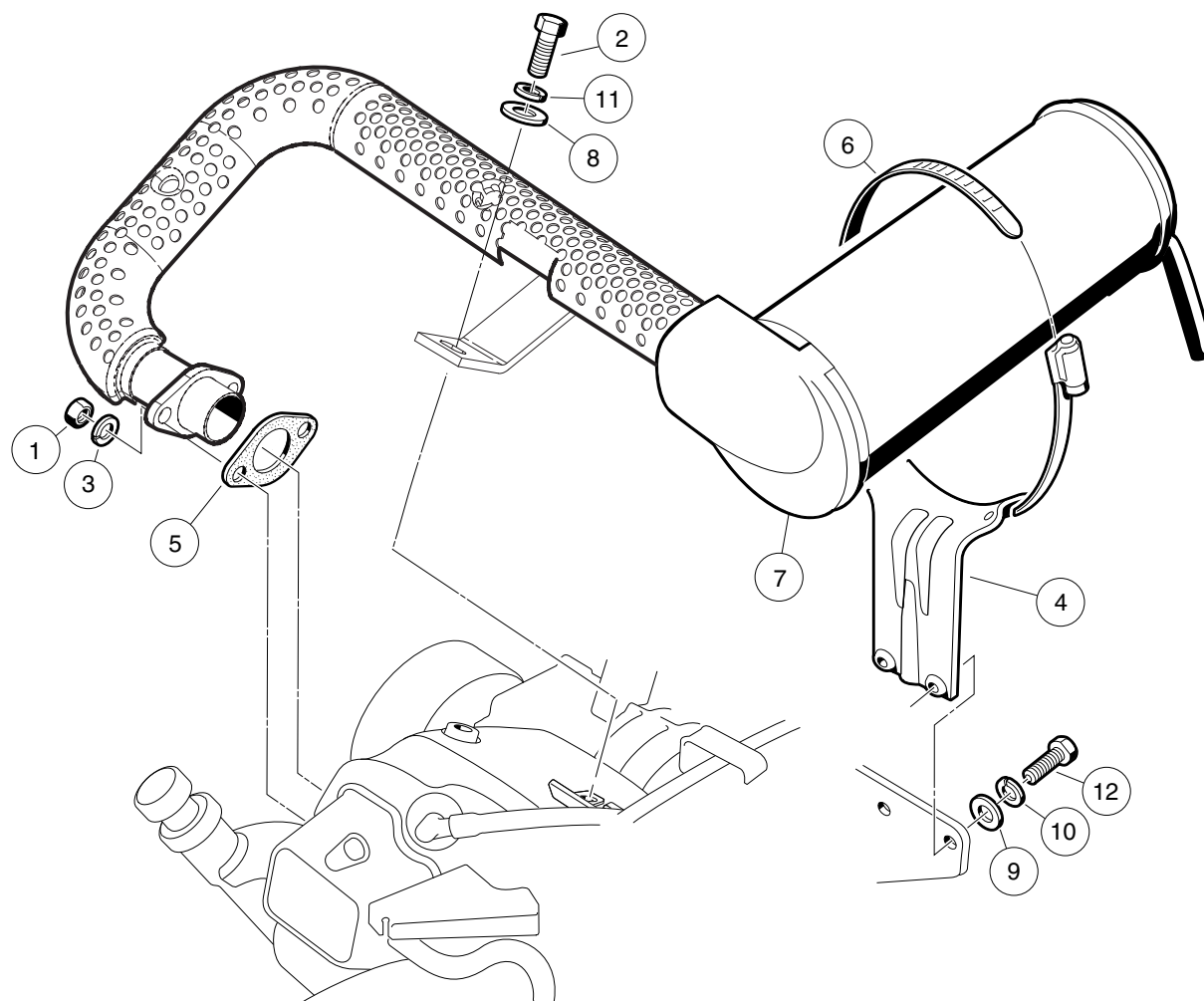
EXHAUST SYSTEM

10

G

10

G



000491-001

EXHAUST SYSTEM – FE350

ITEM	PART NO.	DESCRIPTION	QTY
		1 2 3 4	
1	1012528	Nut, M8-1.25 Hex	2
2	1012830	Screw, M8-125 X 22 Hex-Head	1
3	1013734	Lockwasher, 8mm Split	2
4	1015814	Bracket, Muffler Mounting	1
5	1016904	Gasket, Exhaust	1
6	1017689	Clamp, 5" Muffler Hose	1
7	102585901	Exhaust System, FE350, Precedent	1
8	1241	Washer, 5/16 Type A Flat	1
9	332	Washer, 1/4 Type A Narrow Flat	2
10	451	Lockwasher, 1/4 Split	2
11	7174	Lockwasher, 5/16 Split	1
12	7847	Screw, 1/4-20 X 0.75 Hex-Head Cap	2

10

G

DID YOU KNOW?

CartPros directs you to the right part using the part numbers from this manual. Enter the part number into our search box and it will find the part you are looking for.

**GET STARTED
HERE**

→ <https://CartPros.com/f.html>

10

G



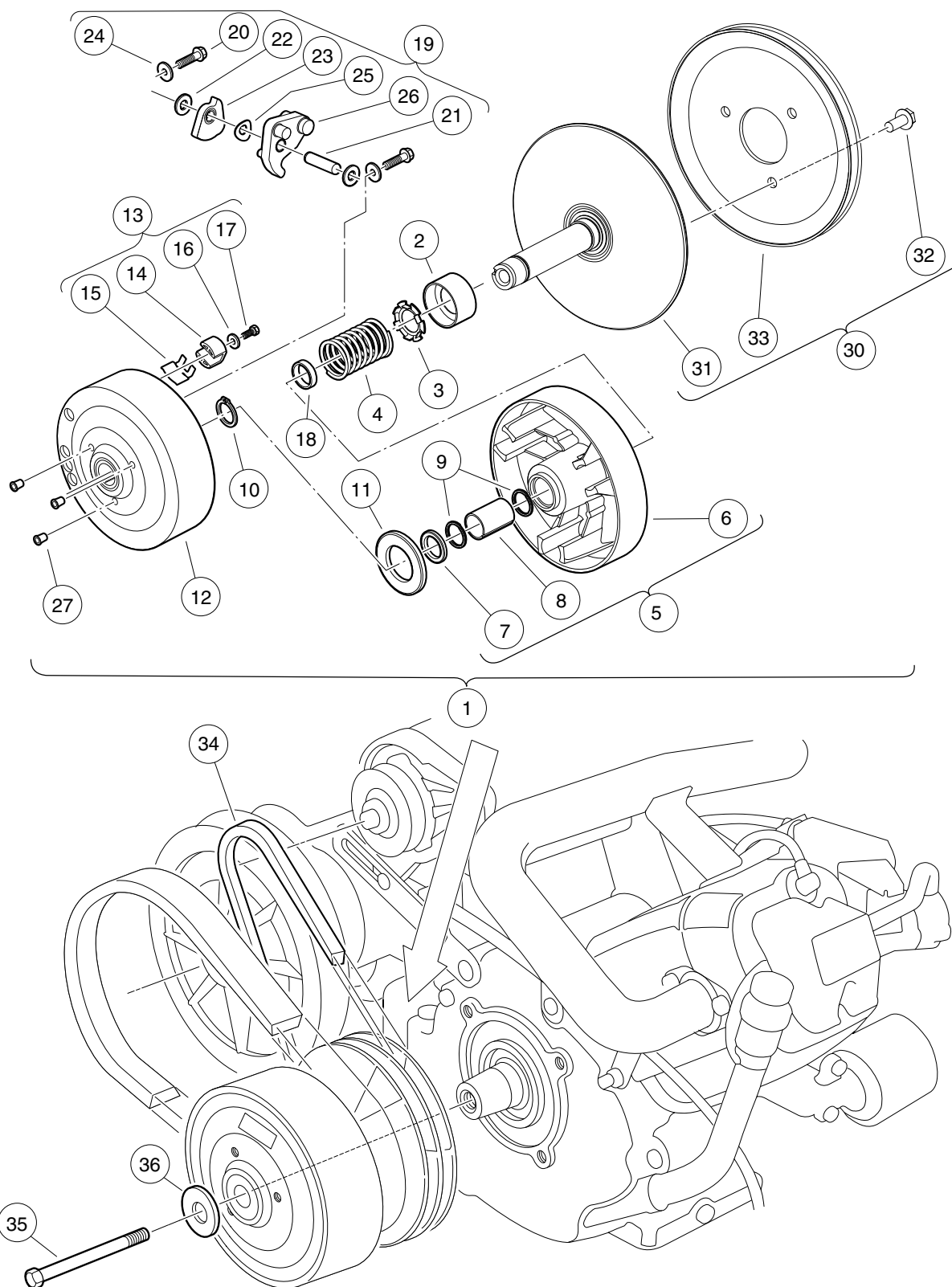
TORQUE CONVERTER

11

G

11

G



000217-001

DRIVE CLUTCH

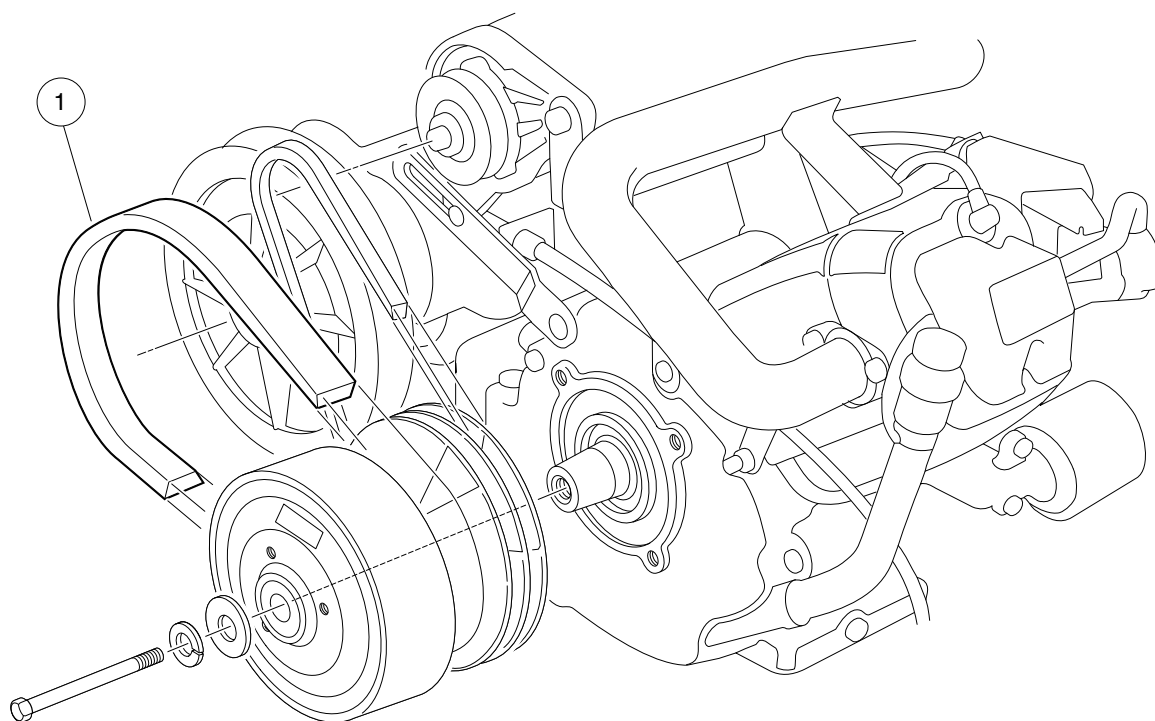
11

G

ITEM	PART NO.	DESCRIPTION	QTY
		1 2 3 4	
1	101833902	Clutch, Drive (includes items 2 through 28)	1
2	1014049	Bearing, Idler	1
3	1014050	Retainer, Spring	1
4	1014051	Spring, Drive Clutch	1
5	1014052	Movable-Face Assembly (includes items 6 through 8)	1
6	N/A	Drive Clutch Movable Face	1
7	1014055	Retainer	1
8	N/A	Bushing, Split, Drive Clutch	1
9	1014056	Ring, Spiral Backup	2
10	1014057	Ring, 0.810" Internal Retaining	1
11	1014058	Thrust Washer	1
12	1014059	Drive Hub Assy, Drive Clutch	1
13	1014453	Kit, Drive Clutch Button (includes items 14 through 17)	1
14	1014062	Driver, Drive Clutch	3
15	1014287	Spring, Drive Button	3
16	183	Washer, #10 Type A Flat	3
17	8450	Screw, #10-24 X 0.50 Hex-Head	3
18	1016289	Spacer, Fixed Face Shaft	1
19	1016801	Kit, Drive Clutch Weight (includes items 20 through 26)	1
20	1014063	Screw, 1/4-20 X 1.00 Hex Head	6
21	N/A	Pin, 0.3752 X 1.50 Dowel	3
22	1014065	Washer, 0.38" ID Delrin Flat	6
23	N/A	Clutch Weight, Secondary	3
24	N/A	Washer	6
25	1016201	Washer, Wave	3
26	N/A	Weight, Primary	3
27	N/A	Plug, Drive Clutch	3
28	101929802	Kit, Fxd Face Dr Asm Fe290/350 (includes items 29 and 30)	1
29	N/A	Desiccant Bag (Not Shown)	1
30	N/A	Assembly, Fixed-Face Drive (includes items 31 through 33)	1
31	N/A	Fixed Face Assembly, Drive Clutch	1
32	1014288	Screw, 5/16-18 X 0.75 Thread-Forming	3
33	N/A	Pulley, Clutch	1
34	101916701	V-Belt	1
35	103345701	Screw 3/8-24x5.5 Hex Loc Ptch	1
36	808	Washer, 3/8 Type B Flat	1
		Note: Item 29 not shown.	

11

G



000218-001



DRIVE BELT

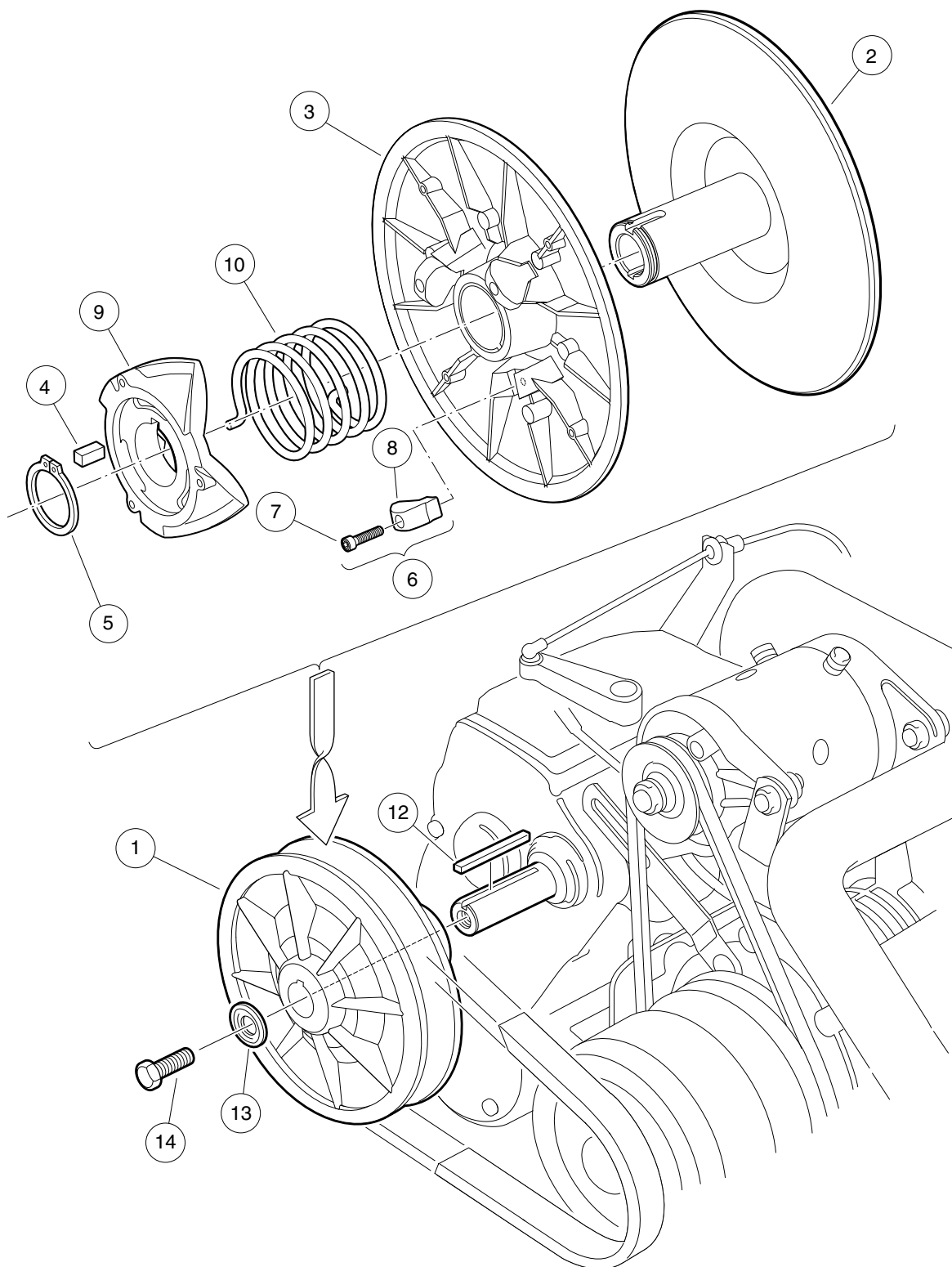
ITEM	PART NO.	DESCRIPTION	QTY
1	1016203	<div>1 2 3 4</div> Belt, Drive	1

11

G

11

G



000219-001



DRIVEN CLUTCH

ITEM	PART NO.	DESCRIPTION	QTY
		1 2 3 4	
1	101834001	Assembly, Driven Clutch (includes items 2 through 10)	1
2	1014070	Fixed Face Assy, Driven Clutch	1
3	1014072	Movable-Face Assembly with Bushing	1
4	1014078	Key, Driven Clutch	1
5	1014080	Ring, Retaining	1
6	1014454	Kit, Driven Clutch Button (includes items 7 and 8)	1
7	1012836	Screw, #8-32 X 3/4 Socket-Head Cap	3
8	N/A	Button, Drive	3
9	1017686	Cam, Driven Clutch	1
10	101836201	Spring, Driven Clutch, Reversed	1
11	AM10419	Kit, Clutch Repair (includes items 12 through 14)	1
12	101833401	Key, 3/16 Sq X 1.50"	1
13	N/A	Washer, Driven Clutch	1
14	102242101	Screw, 5/16-18 X 3/4 Hex-Head with Patch	1

11

G

DID YOU KNOW?

CartPros directs you to the right part using the part numbers from this manual. Enter the part number into our search box and it will find the part you are looking for.

**GET STARTED
HERE**



<https://CartPros.com/f.html>

11

G



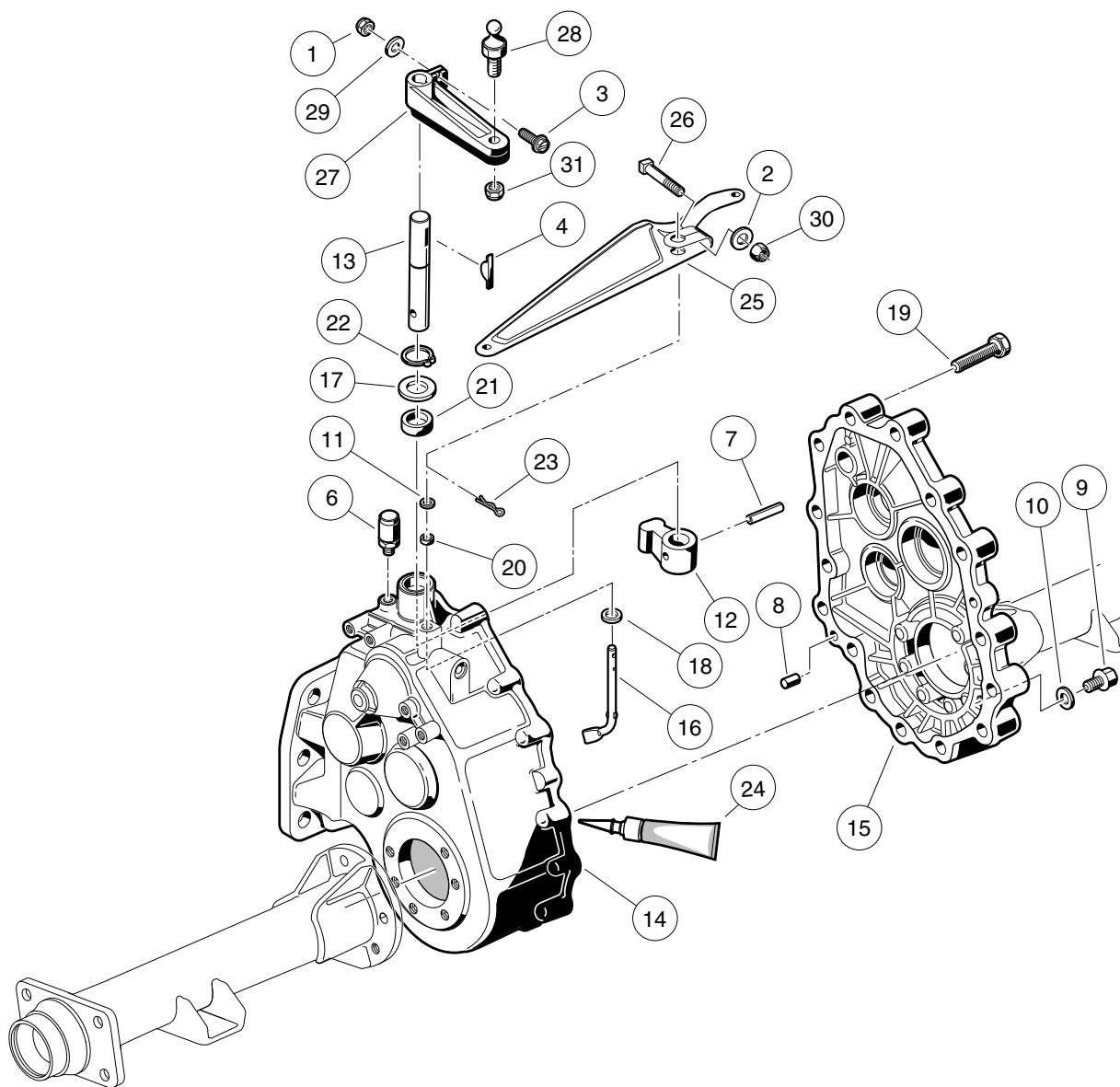
UNITIZED TRANSAXLE

12

G

12

G



000220-002

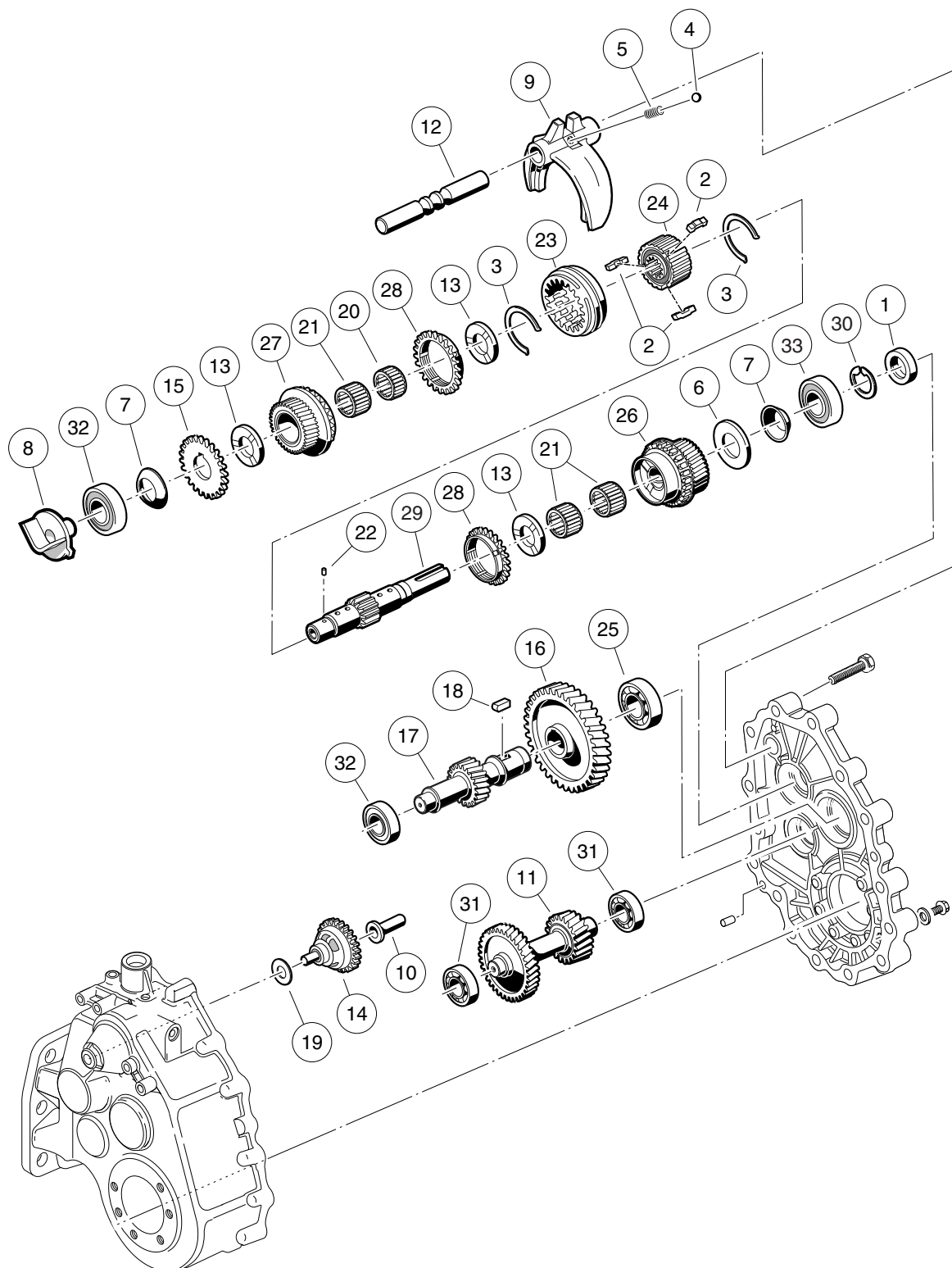
UNITIZED TRANSAXLE – GEAR CASES AND BRACKETS

ITEM	PART NO.	DESCRIPTION	QTY
		1 2 3 4	
1	1013061	Locknut, #10-32 Nylon Insert	1
2	1014007	Washer, 1/4 Flat	1
3	1017082	Screw, #10-32 X 0.75, Hex-Head Machine	1
4	1017231	Key, Woodruff	1
5	101833601	Transaxle, 11.77 Ratio (includes items 6 through 24)	1
6	1012711	Breather	1
7	1012752	Roll Pin	1
8	1012896	Pin, Dowel	2
9	1013760	Fill Plug	2
10	1016432	Gasket, Drain Plug	1
11	1016513	Washer, M6 Flat	1
12	101890101	Lever, Change	1
13	101890201	Shaft - Change	1
14	101890501	Gear Case (driver side)	1
15	101890601	Gear Case (passenger side)	1
16	101891301	Arm Pivot	1
17	101892901	Washer	1
18	101893801	Washer	1
19	101926901	Screw, M8-1.25 X 40mm Hex-Head	15
20	101927101	Seal, Oil	1
21	101927201	Seal, Oil	1
22	101927301	Snap Ring	1
23	101928601	Pin, Cotter	1
24	101928701	Liquid Gasket (Transaxle case)	A/R
25	101834801	Arm, Governor	1
26	101886101	Screw, 1/4-20 X 1.00 Square-Head	1
27	102515401	Lever, Transmission Shift	1
28	102526201	Stud, Thread, 1/4-28	1
29	183	Washer, #10 Type A Flat	1
30	8233	Locknut, 1/4-20 Nylon Insert	1
31	8717	Locknut, 1/4-28 Nylon Insert	1
Note: Unitized transaxle component listings span several pages.			

12
G

12

G



000221-001

UNITIZED TRANSAKLE - 16R TRANSMISSION AND GEAR REDUCTION

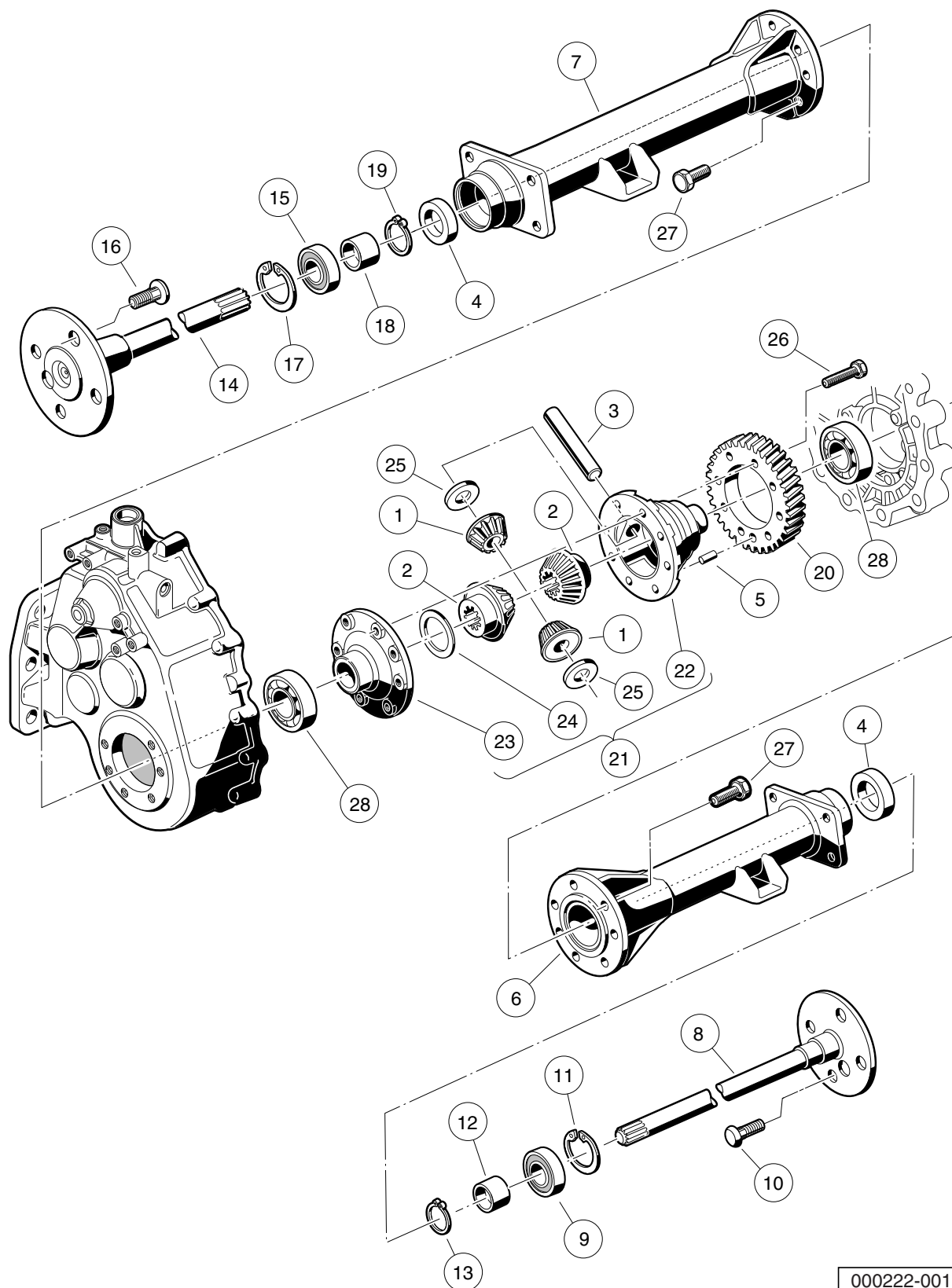
12

G

ITEM	PART NO.	DESCRIPTION	QTY
		1 2 3 4	
1	1012714	Oil Seal	1
2	1012740	Synchro Insert	3
3	1012741	Synchro Spring	2
4	1012747	Shifter Ball	1
5	1012748	Shifter Spring	1
6	1016337	Washer, Thrust	1
7	1016338	Washer, Spring	2
8	101889401	Guide	1
9	101890001	Fork - Shift	1
10	101891601	Sleeve, Governor	1
11	101891901	Gear, Cluster	1
12	101892001	Rod, Shift	1
13	101892201	Plate, Thrust	3
14	101892301	Governor Assembly	1
15	101892401	Gear, Spur	1
16	101892501	Gear, Helical (61 Tooth)	1
17	101892601	Gear, Helical (17 Tooth)	1
18	101893201	Key Sunk	1
19	101893901	Washer	1
20	101927501	Needle Bearing	1
21	101927601	Needle Bearing	3
22	101927701	Pin, .116" Dia X 0.264 Dowel	1
23	101927901	Sleeve, Synchro	1
24	101928001	Hub, Synchro Clutch	1
25	101928101	Bearing, Ball	1
26	101980801	Gear Assembly, 16-Degree Synchro (25 Tooth)	1
27	101980901	Gear Assembly, 16-Degree Rear Synchro (28 Tooth)	1
28	101981001	Ring, 16-Degree Synchronizer	2
29	102453001	Shaft, Trans, with Circlip	1
30	102453101	Circlip	1
31	7335	Bearing	2
32	AM10080	Bearing, Ball, Sealed	2
33	AM10081	Bearing, Ball, Sealed	1

12

G



000222-001

TRANSAXLE – GASOLINE VEHICLES, DIFFERENTIAL AND AXLES

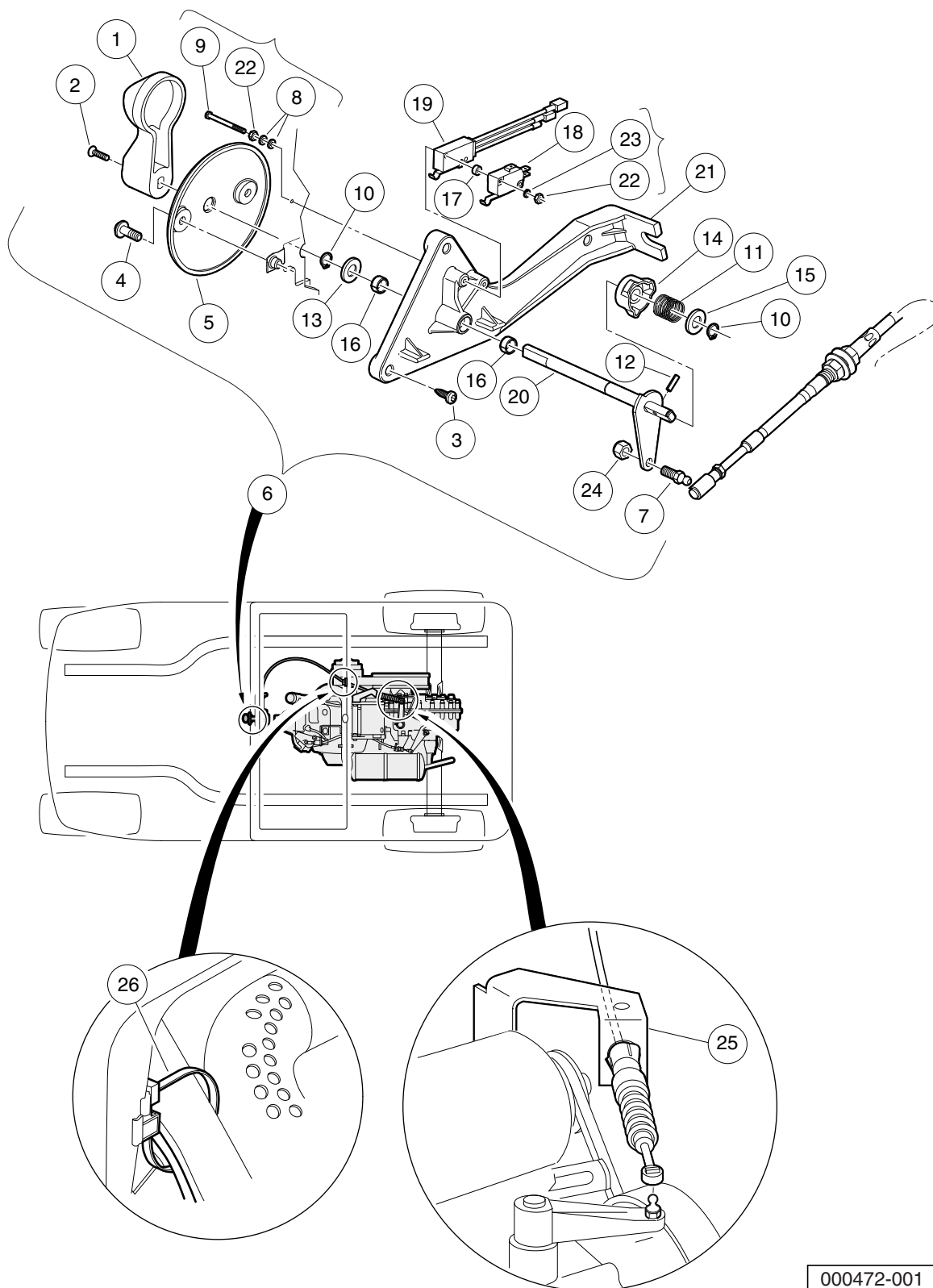
ITEM	PART NO.	DESCRIPTION	QTY
		1 2 3 4	
1	1013770	Differential Idler Gear	2
2	1013771	Gear, Differential	2
3	1013772	Pin, Differential	1
4	1013794	Axle Shaft Oil Seal	2
5	N/A	Dowel Pin	1
6	101890901	Pipe	1
7	101891001	Pipe	1
8	101891401	Axle Assembly, Passenger Side (includes items 9 through 13)	1
9	1011291	Outer Axle, Tube Bearing	1
10	1013787	Lug Stud	4
11	1013792	Circlip Type C	1
12	1014207	Bushing	1
13	1016672	Retaining Ring	1
14	101891501	Axle Assembly, Driver-Side (includes items 15 through 19)	1
15	1011291	Outer Axle, Tube Bearing	1
16	1013787	Lug Stud	4
17	1013792	Circlip Type C	1
18	1014207	Bushing	1
19	1016672	Retaining Ring	1
20	101892701	Gear, Helical	1
21	101910501	Kit, Differential Gear Case (includes items 22 through 25)	1
22	1013768	Differential Gear Case, Left-Hand	1
23	1013769	Differential Gear Case, Right-Hand	1
24	1013773	Plate, Thrust (Differential Gear)	1
25	1013774	Plate, Thrust (Idler Gear)	2
26	101928301	Screw, M8-1.25 X 35mm Hex Head	8
27	102031901	Bolt, M10 X 1.5 X 30mm	14
28	7330	Inner Axle Tube Bearing	2

12

G

12

G



000472-001

FORWARD/REVERSE SHIFTER ASSEMBLY – GASOLINE VEHICLE

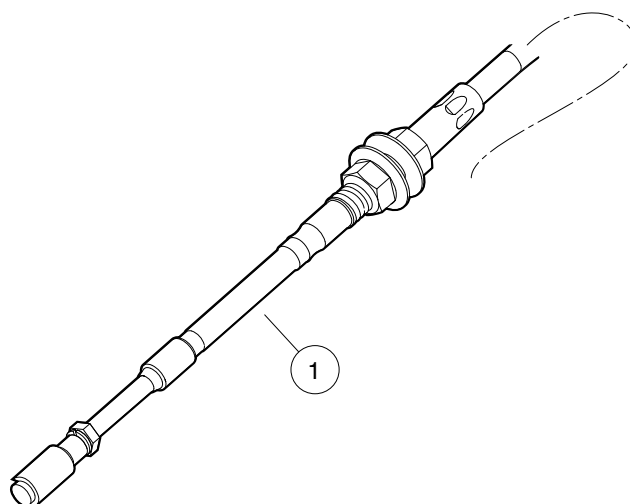
ITEM	PART NO.	DESCRIPTION	QTY
		1 2 3 4	
1	1012987	Handle, FNR	1
2	1015064	Screw, #8-32 X 0.63 Machine	1
3	102296040	Screw, Torx Pan Hd Pt, M6 X 40	3
4	102296920	Screw, M6 Torx Bttn Hd Sems	2
5	102512001	Bezel, FNR Gas	1
6	102514601	Assembly - Gas F-n-r Shifter (includes items 7 through 24)	1
7	1010954	Stud, 1/4-28 X 0.560 Ball	1
8	1012431	Washer, #4 Flat	4
9	1012594	Screw, #4-40 Machine	2
10	1013589	Ring, 0.338" Internal Retaining	2
11	1013590	Spring, FNR Cam	1
12	1013591	Pin, 1/8 X 1/2 Roll	1
13	1014065	Washer, 0.38" ID Delrin Flat	1
14	1014089	Neutral Lockout Cam Kit (includes item 15)	1
15	1014065	Washer, 0.38" ID Delrin Flat	1
16	1014145	Bushing, Secondary Weight, Split	2
17	1014727	Washer, #4 Nylon Flat	2
18	1014807	Switch, Limit	1
19	101979101	Assembly, Switch, Limit	1
20	102515301	Weldment, F-n-r Gas	1
21	102515601	Base, Gas FNR Shifter	1
22	8057	Nut, #4-40 Hex Machine	4
23	8058	Lockwasher, #4 Split	2
24	8717	Locknut, 1/4-28 Nylon Insert	1
25	102515501	Bracket, Trans Cable Support	1
26	102554901	Clip,edge,trans Shift Cable	1

12

G

12

G



000473-001

TRANSMISSION CABLE

ITEM	PART NO.	DESCRIPTION	QTY	12
1	103379601	<div>1 2 3 4</div> Cable, Transmission, Prec	1	G

DID YOU KNOW?

CartPros directs you to the right part using the part numbers from this manual. Enter the part number into our search box and it will find the part you are looking for.

**GET STARTED
HERE**

→ <https://CartPros.com/f.html>

12

G

**DID YOU
KNOW?**

CartPros directs you to the right part using the part numbers from this manual. Enter the part number into our search box and it will find the part you are looking for.

**GET STARTED
HERE**



<https://CartPros.com/f.html>

ELECTRICAL SYSTEM – ELECTRIC VEHICLE

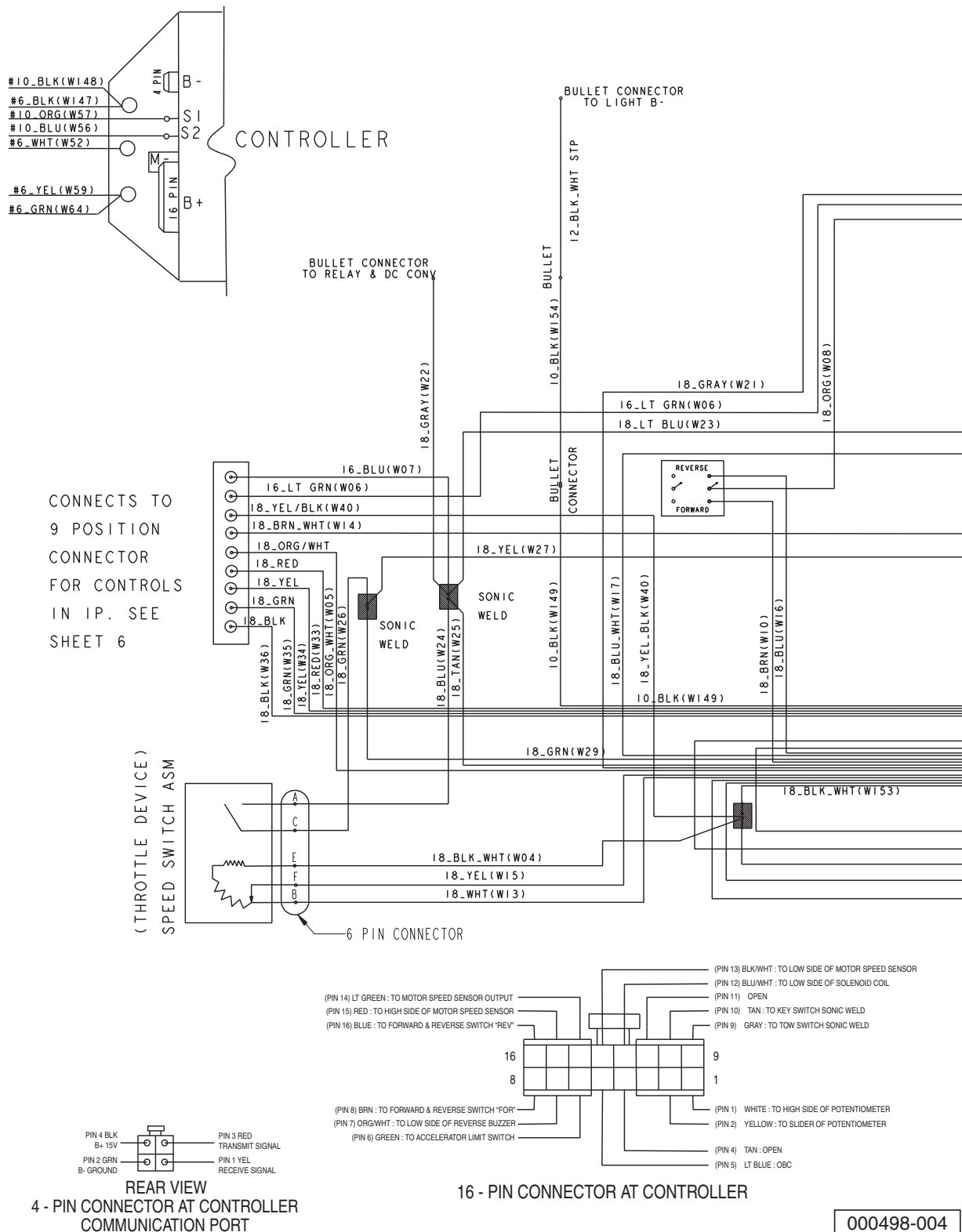
13

E

13

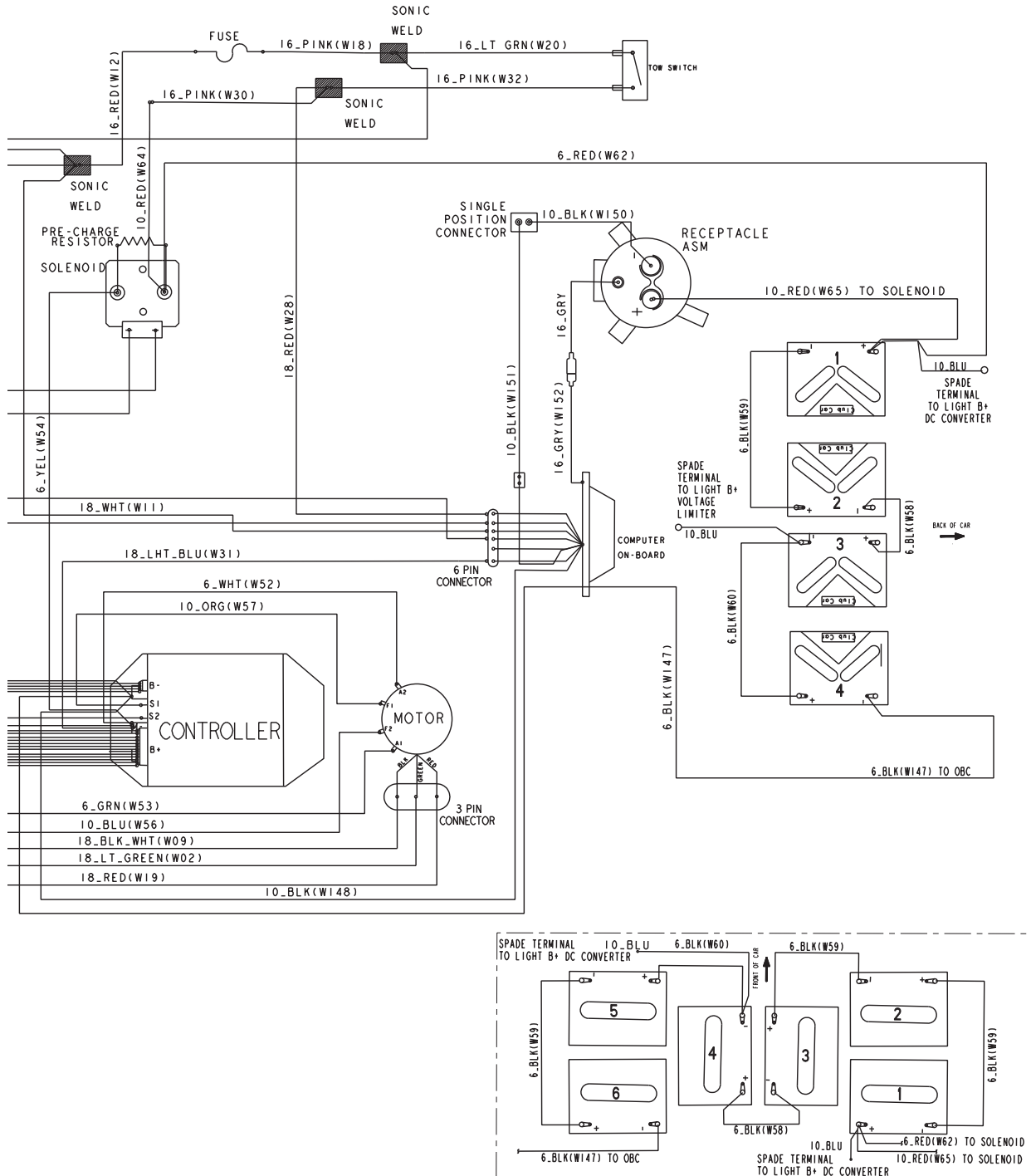
IQ SYSTEM VEHICLE - GENERATION 2 PEDAL GROUP

E



000498-004

NOTE:
SOME WIRING / COMPONENTS SHOWN
ARE OPTIONAL ACCESSORIES



000498-004

13

E

See previous two pages for illustration.



WIRING – IQ SYSTEM, GENERATION 2 PEDAL GROUP

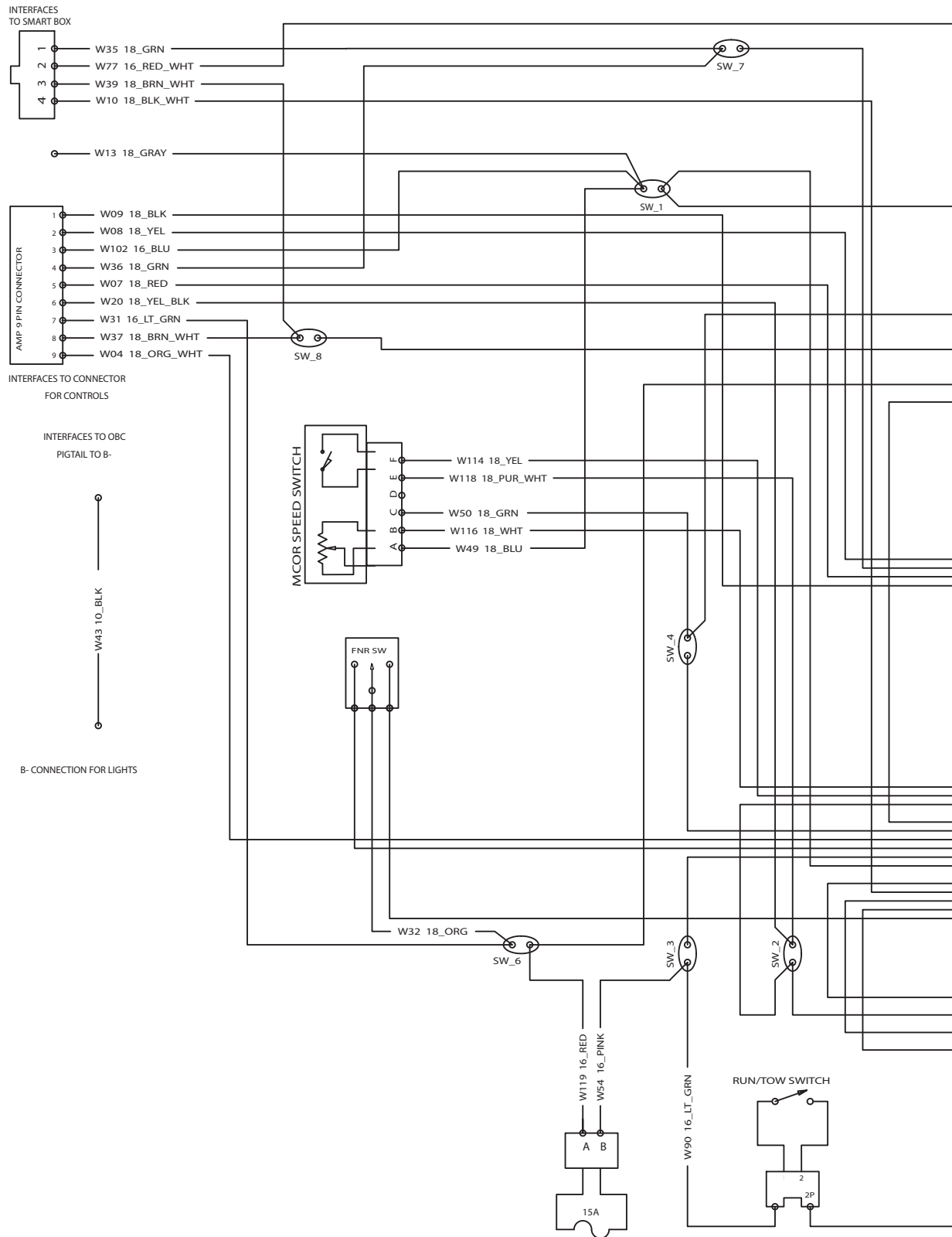
ITEM	PART NO.	DESCRIPTION	QTY
		1 2 3 4	
1	102590001	Prec Ce Tow-switch Diode	1
2	103375701	Asm, Harness, Motor	1
3	103421801	Asm Harness Charger, Prec	1
4	103449601	Bead, Ferrite, Fair-rite	1
5	103496901	Harness, Prec Iq, Main	1
<p>Note: Item 1 & 4 are used on vehicles going to the European Union.</p>			

13

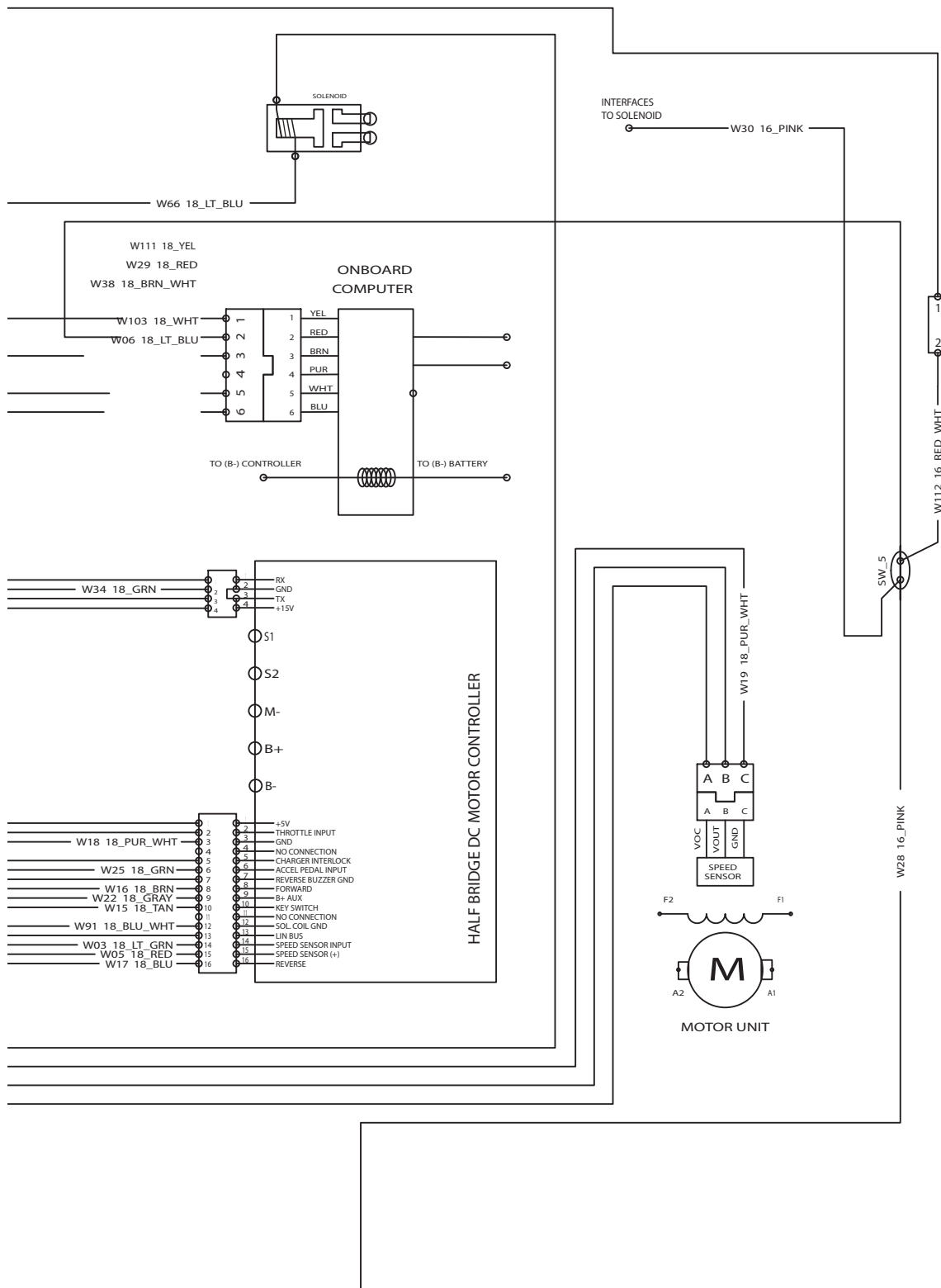
E

13

E



000498-005



000498-005

13

E

See previous two pages for illustration.

WIRING – EXCEL SYSTEM, GENERATION 2 PEDAL GROUP

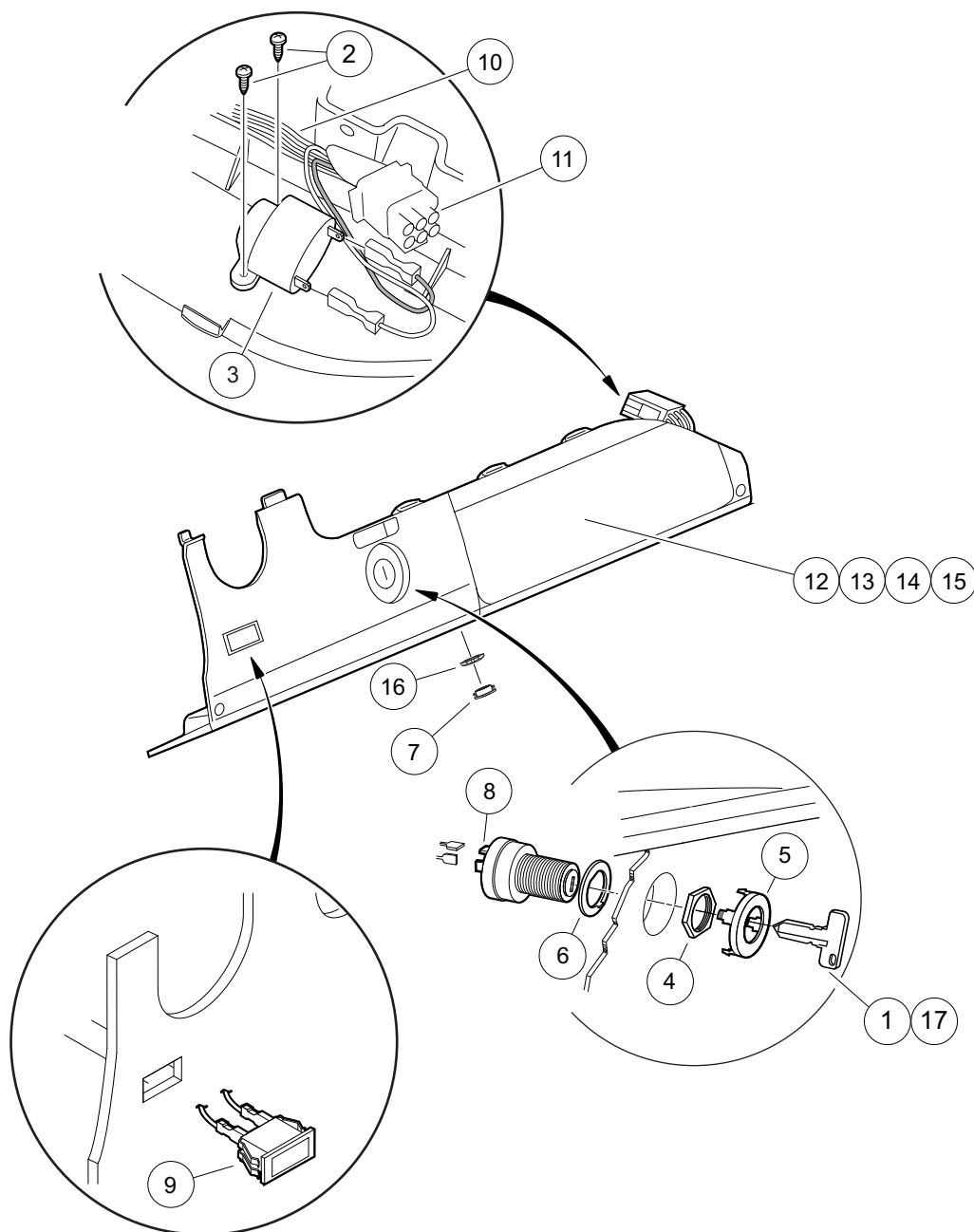
ITEM	PART NO.	DESCRIPTION	QTY
		1 2 3 4	
1	102590001	Prec Ce Tow-switch Diode	1
2	103375701	Asm, Harness, Motor	1
3	103421801	Asm Harness Charger, Prec	1
4	103449601	Bead, Ferrite, Fair-rite	1
5	103514801	Harness, Prec Excel, Main	1
<p>Note: Item 1 & 4 are used on vehicles going to the European Union.</p>			

13

E

13

E



000490-001

ELECTRICAL COMPONENTS, FRONT BODY – ELECTRIC VEHICLE

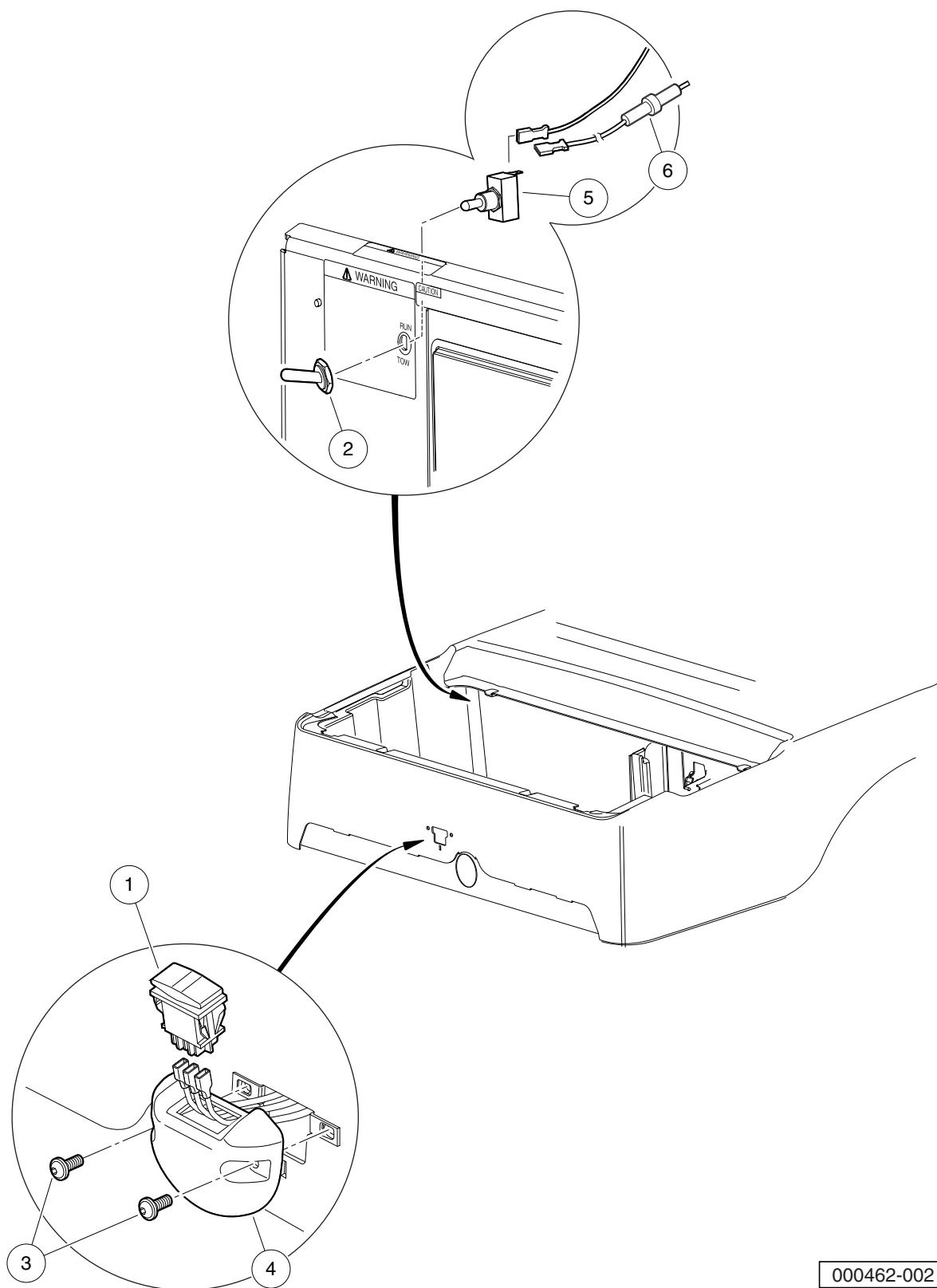
ITEM	PART NO.	DESCRIPTION	QTY
		1 2 3 4	
1	1012505	Keys (set of 2)	1
2	1016849	Screw, #4-24 X 0.33 Pan-Head Machine	2
3	1016851	Buzzer, Reverse (9-48 VDC)	1
4	101830701	Nut, Key Switch	1
5	101834502	Cap, Black Key Switch	1
6	101851101	Washer, Key Switch	1
7	102196901	Dust Cap	1
8	102508601	Key Switch, Electric	1
9	102508701	Light, Battery	1
10	102510001	Ip Control Harness, Elec (includes item 11)	1
11	N/A	Connector, Cap 9-pin	1
12	102522901	Instrument Panel (standard)	1
13	102536601	Instrument Panel (with Hole for Headlight Switch)	1
14	102536603	Instrument Panel (with Hole for Battery Condition Indicator)	1
15	102536605	Instrument Panel (with Hole for Headlight Switch and Battery Condition Indicator)	1
16	102572401	Nut, Diagnostic Port, Prec	1
17	AM10079	Bulk Std Keys (50) *	1
		 * Note: Must order in multiples of 50.	

13

E

13

E



000462-002



FORWARD/REVERSE SWITCH AND TOW/ROD SWITCH – ELECTRIC VEHICLE

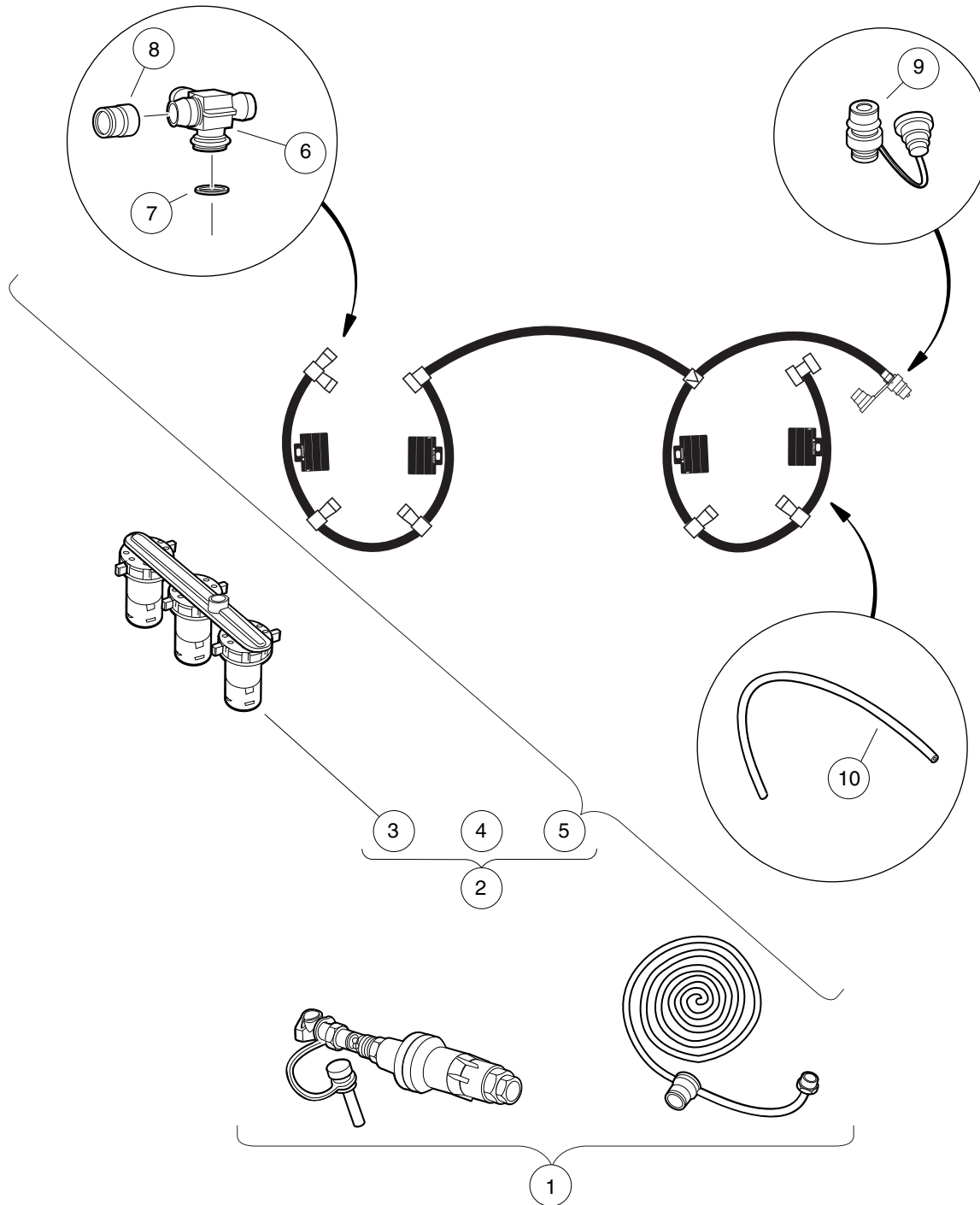
ITEM	PART NO.	DESCRIPTION	QTY
		1 2 3 4	
1	101856002	Switch, Rocker, Single-Pole	1
2	101908401	Boot, Switch	1
3	102296920	Screw, M6 Torx Bttn Hd Sems	2
4	102508401	Housing, FNR Electric	1
5	102511101	Switch, Tow	1
6	102538601	15 Amp Fuse	1

13

E

13

E



000731-002

SINGLE POINT WATERING SYSTEM FOR 4X12-VOLT BATTERIES

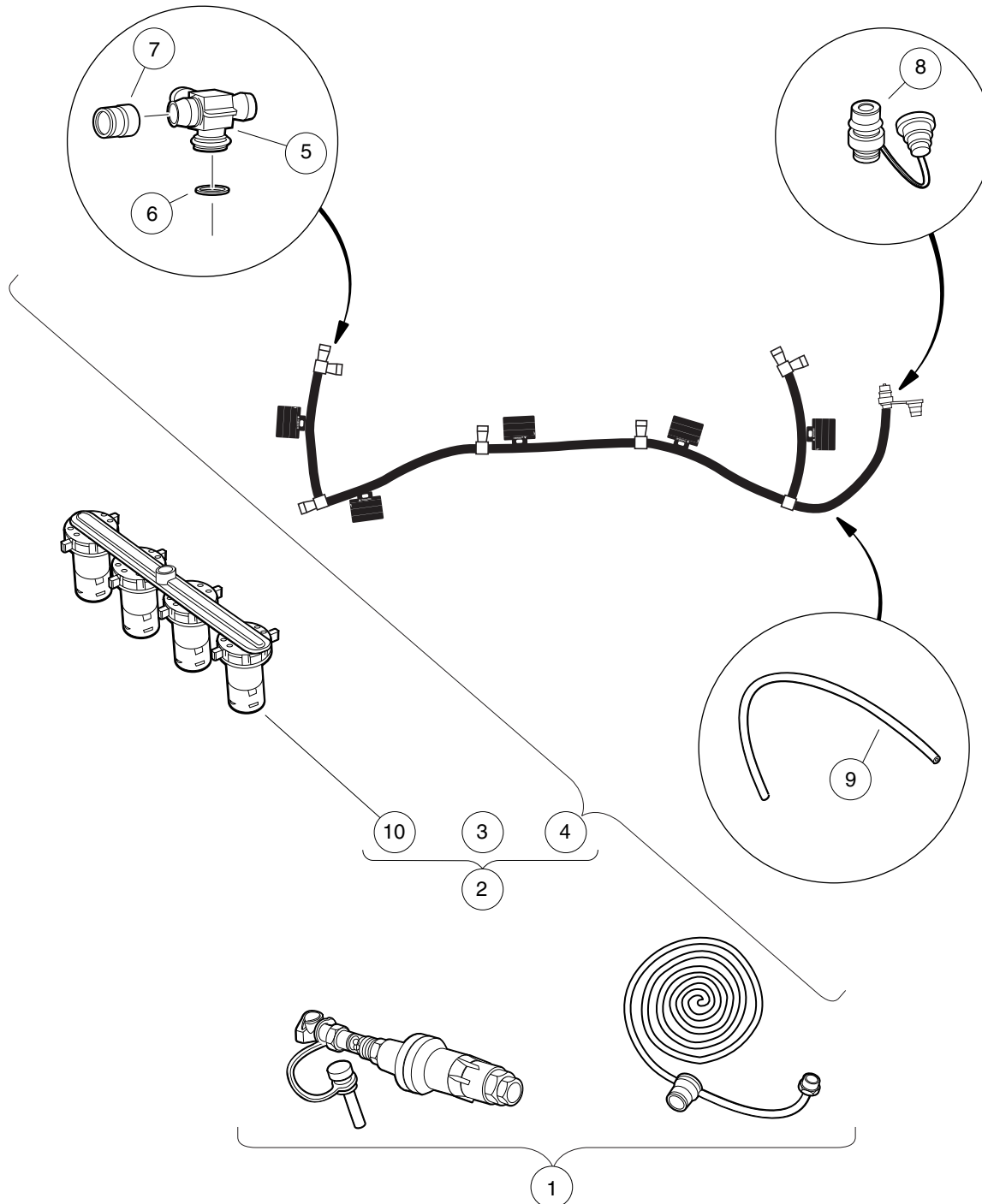
ITEM	PART NO.	DESCRIPTION	QTY
		1 2 3 4	
1	102958001	Kit Regulated Hose Sply Spws	1
2	103395503	Kit, Spws F/r, Prec/res, 12v (includes items 3 through 5)	1
3	102956401	Manifold, SPWS (Single-Point Watering System)	8
4	N/A	Instr Spws Kit Prec Ds Fr	1
5	103395402	Asm Tube Spws Prec/res, 12v (includes items 6 through 10)	1
6	103226201	Fitting Spws Swivel T	8
7	103226301	O-ring Spws Swivel T	8
8	103226401	Cap Spws Swivel T Red	9
9	103226601	Coupler Male Spws Supply	1
10	103226701	Tubing Spws	A/R

13

E

13

E



000731-003

SINGLE POINT WATERING SYSTEM FOR 6X8-VOLT BATTERIES

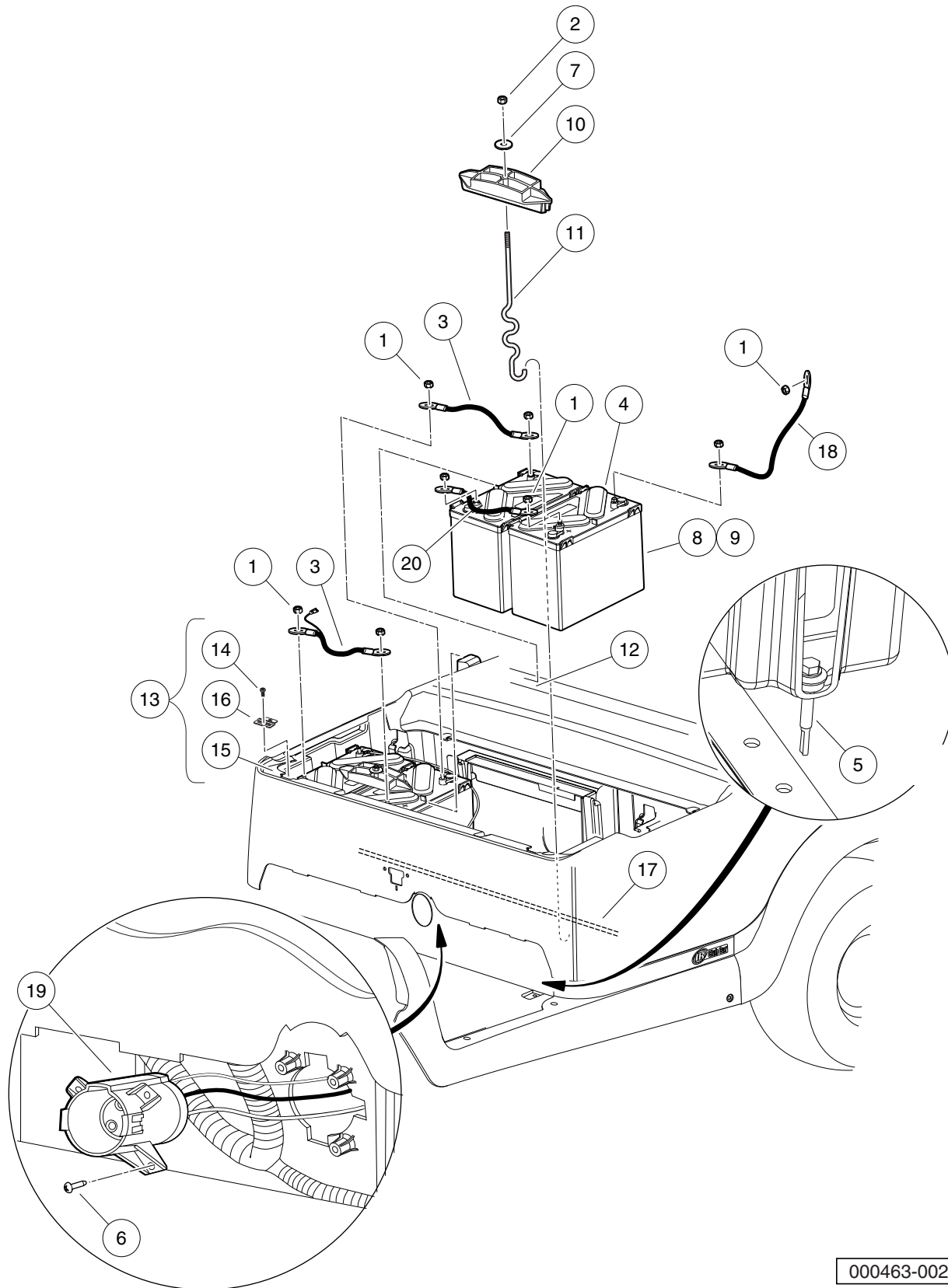
ITEM	PART NO.	DESCRIPTION	QTY
		1 2 3 4	
1	102958001	Kit Regulated Hose Sply Spws	1
2	103395501	Kit, Spws F/r, Prec/res, 8v (includes items 3 through 10)	1
3	N/A	Instr Spws Kit Prec Ds Fr	1
4	103395401	Asm Tube Spws Prec/res, 8v (includes items 5 through 9)	1
5	103226201	Fitting Spws Swivel T	6
6	103226301	O-ring Spws Swivel T	6
7	103226401	Cap Spws Swivel T Red	7
8	103226601	Coupler Male Spws Supply	1
9	103226701	Tubing Spws	A/R
10	103510601	Spws, Manifold Asm, Tr 8 Volt	1

13

E

13

E



000463-002

BATTERIES, BUCKET, AND CHARGER RECEPTACLE – IQ AND EXCEL SYSTEMS 4X12-VOLT BATTERIES

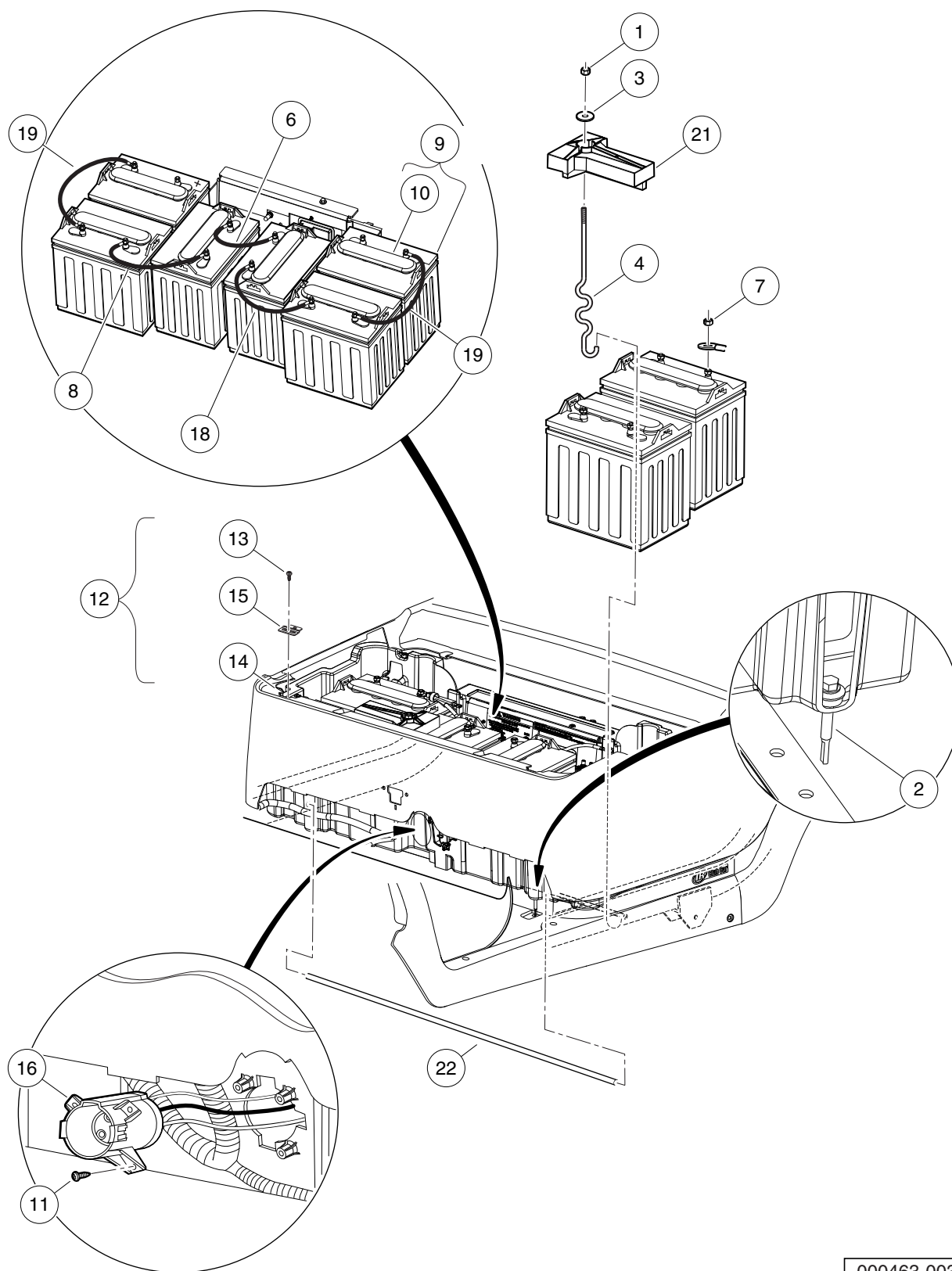
ITEM	PART NO.	DESCRIPTION	QTY
		1 2 3 4	
1	1014304	Nut, 5/16-18 Stainless-Steel Hex	8
2	1014555	Locknut, 7/16-14 Nylon Hex	2
3	101795701	Asm, Wire, #6blk 13in	2
4	101831401	Battery Cap 6 Volt	8
5	101832001	Screw, #7-19 X 0.625 Phillips Pan-Head Tap	3
6	102292356	Screw-1/4-20x56 Hwh Self Drill	4
7	102491501	Washer Hard,m10	2
8	102511301	Battery, Ventmaster 12-Volt (Wet)	4
9	102511302	Battery, Ventmaster 12-Volt (Dry, also known as moist)	4
10	102534001	Clamp - Battery	2
11	103357701	Bolt, Battery, "s" Hold-down	2
12	103358501	Separator, Battery, 12 Volt	1
13	103368401	Asm, Bucket, Batt, Elec, Prec (includes items 14 through 16)	1
14	102298020	Screw, K80x20, Torx Pn Hd Pt	2
15	N/A	Bucket, Batt, Elec, Precedent	1
16	103368301	Hinge - Nested	2
17	103375301	Tube, Cross, Battery Rod	1
18	103375401	Asm, Ev Battery Positive	1
19	103375501	Asm, Prec Restyle Receptacle	1
20	103376001	Wire Asm #6 Blk, Prec/restyle	1

13

E

13

E



000463-003

BATTERIES, BUCKET, AND CHARGER RECEPTACLE - IQ AND EXCEL SYSTEMS 6X8-VOLT BATTERIES

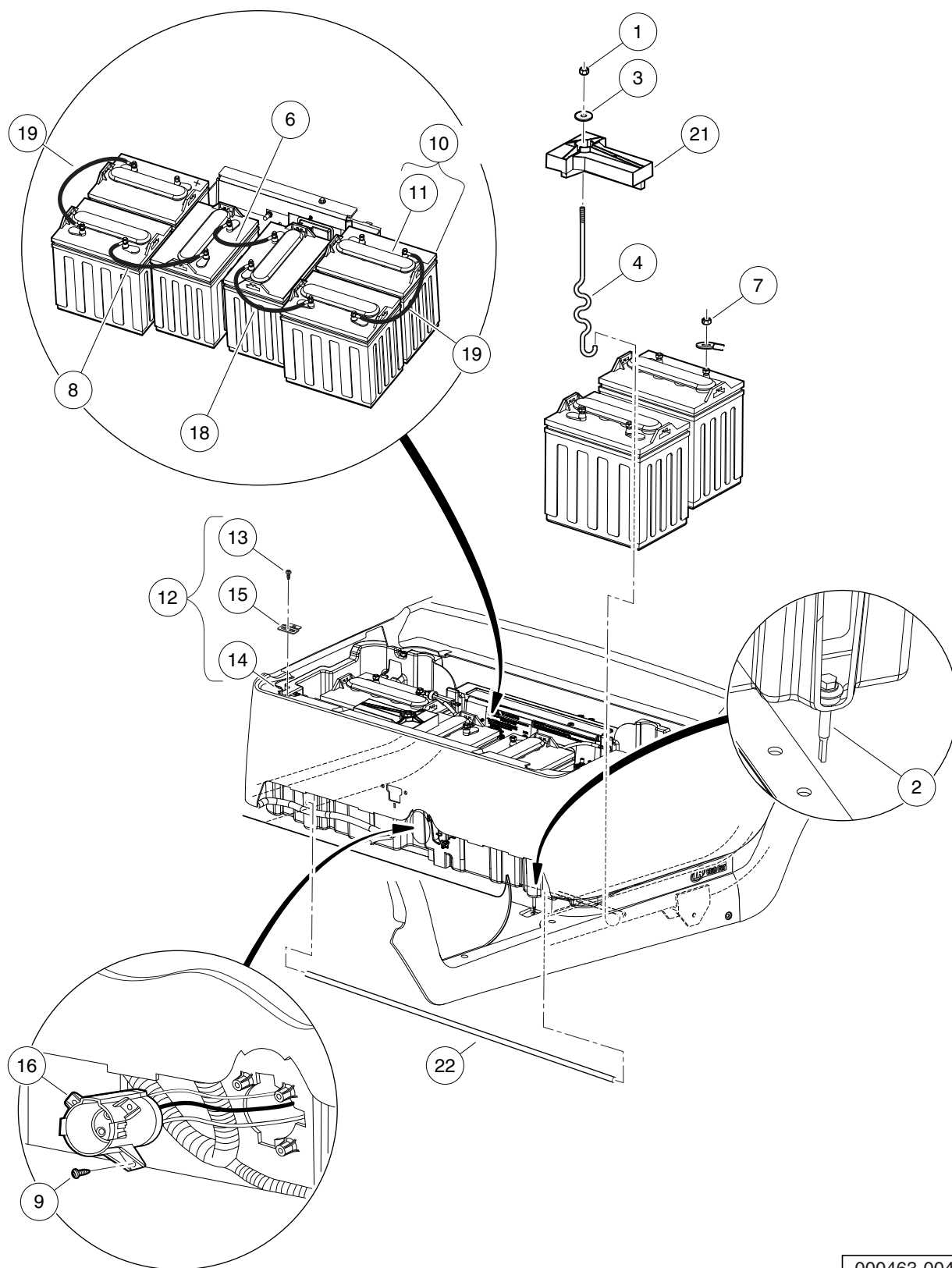
ITEM	PART NO.	DESCRIPTION	QTY
		1 2 3 4	
1	1014555	Locknut, 7/16-14 Nylon Hex	2
2	102292356	Screw-1/4-20x56 Hwh Self Drill	4
3	102491501	Washer Hard,m10	2
4	103357701	Bolt, Battery, "s" Hold-down	2
5	N/A	Bucket Asm - 8v (includes items 6 through 20)	1
6	1010958	Asm, Wire, #6blk 8in	1
7	1014304	Nut, 5/16-18 Stainless-Steel Hex	12
8	101795701	Asm, Wire, #6blk 13in	1
9	101797701	Battery, 8-Volt, T875 (includes item 10)	6
10	101797801	Cap, 4-Gang Battery	1
11	101832001	Screw, #7-19 X 0.625 Phillips Pan-Head Tap	3
12	103368401	Asm, Bucket, Batt, Elec, Prec (includes items 13 through 15)	1
13	102298020	Screw, K80x20, Torx Pn Hd Pt	2
14	N/A	Bucket, Batt, Elec, Precedent	1
15	103368301	Hinge - Nested	2
16	103375501	Asm, Prec Restyle Receptacle	1
17	N/A	Asm, Elec Module, Prec/res	1
18	103376001	Wire Asm #6 Blk, Prec/restyle	1
19	103413901	Wire Asm, #6 Blk #21	2
20	8639	Tie Wrap, 11" Nylon	2
21	103374801	Hold Down, Battery	2
22	103375301	Tube, Cross, Battery Rod	1

13

E

13

E



000463-004

BATTERIES, BUCKET, AND CHARGER RECEPTACLE - IQ AND EXCEL SYSTEMS, HEAVY DUTY 6X8-VOLT BATTERIES

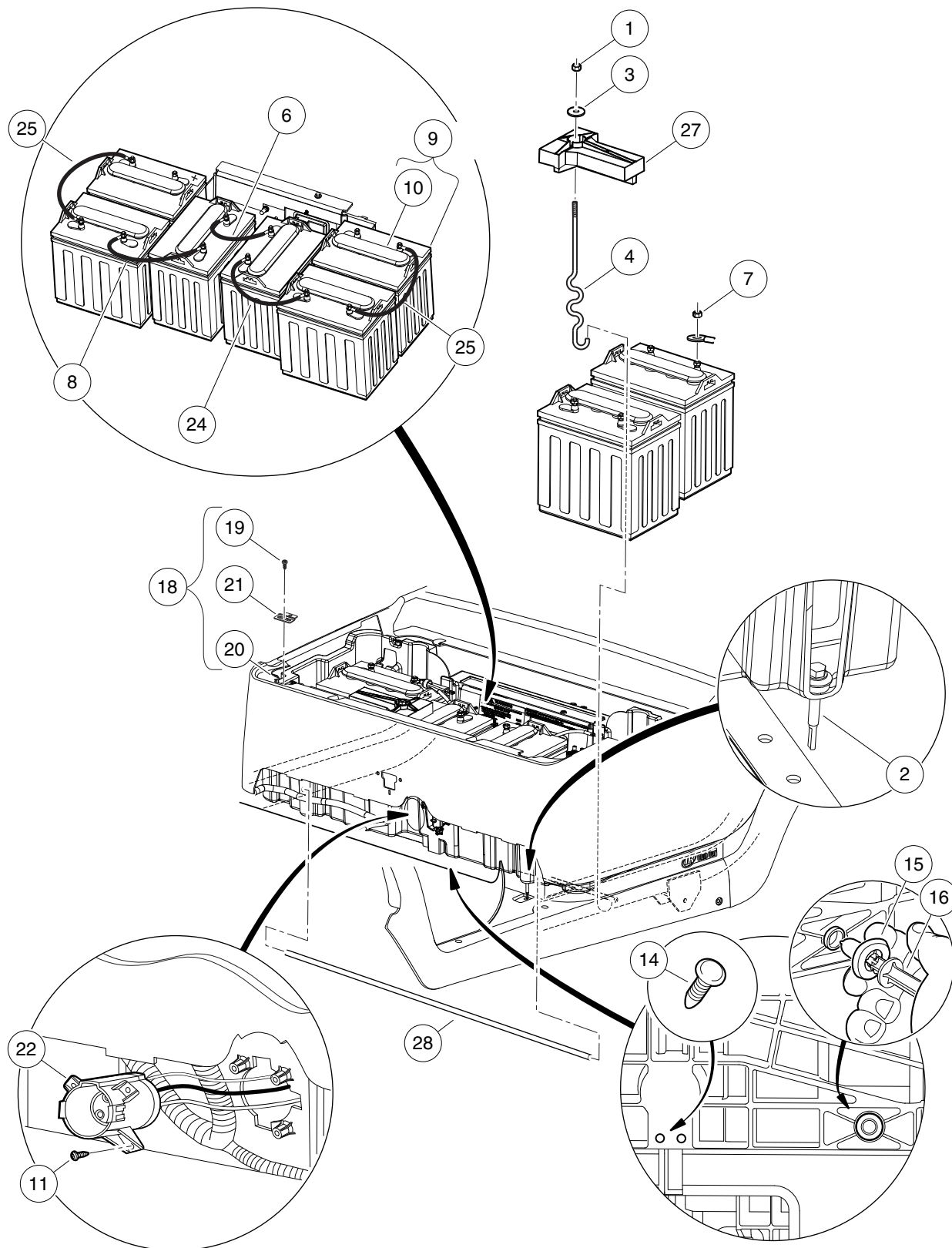
ITEM	PART NO.	DESCRIPTION	QTY
		1 2 3 4	
1	1014555	Locknut, 7/16-14 Nylon Hex	2
2	102292356	Screw-1/4-20x56 Hwh Self Drill	4
3	102491501	Washer Hard,m10	2
4	103357701	Bolt, Battery, "s" Hold-down	2
5	N/A	Bucket Asm - 8v, Hd (includes items 6 through 20)	1
6	1010958	Asm, Wire, #6blk 8in	1
7	1014304	Nut, 5/16-18 Stainless-Steel Hex	12
8	101795701	Asm, Wire, #6blk 13in	1
9	101832001	Screw, #7-19 X 0.625 Phillips Pan-Head Tap	3
10	101964201	Battery, 8v Trojan T890 (Wet) (includes item 11)	6
11	101797801	Cap, 4-Gang Battery	1
12	103368401	Asm, Bucket, Batt, Elec, Prec (includes items 13 through 15)	1
13	102298020	Screw, K80x20, Torx Pn Hd Pt	2
14	N/A	Bucket, Batt, Elec, Precedent	1
15	103368301	Hinge - Nested	2
16	103375501	Asm, Prec Restyle Receptacle	1
17	N/A	Asm, Elec Module, Prec/res	1
18	103376001	Wire Asm #6 Blk, Prec/restyle	1
19	103413901	Wire Asm, #6 Blk #21	2
20	8639	Tie Wrap, 11" Nylon	2
21	103374801	Hold Down, Battery	2
22	103375301	Tube, Cross, Battery Rod	1

13

E

13

E



000463-005


BATTERIES, BUCKET, AND CHARGER RECEPTACLE - IQ AND EXCEL SYSTEMS, CE 6X8-VOLT BATTERIES

ITEM	PART NO.	DESCRIPTION	QTY
		1 2 3 4	
1	1014555	Locknut, 7/16-14 Nylon Hex	2
2	102292356	Screw-1/4-20x56 Hwh Self Drill	4
3	102491501	Washer Hard,m10	2
4	103357701	Bolt, Battery, "s" Hold-down	2
5	N/A	Bucket Asm - 8v, Ce (includes items 6 through 26)	1
6	1010958	Asm, Wire, #6blk 8in	1
7	1014304	Nut, 5/16-18 Stainless-Steel Hex	12
8	101795701	Asm, Wire, #6blk 13in	1
9	101797701	Battery, 8-Volt, T875 (includes item 10)	6
10	101797801	Cap, 4-Gang Battery	1
11	101832001	Screw, #7-19 X 0.625 Phillips Pan-Head Tap	3
12	101865805	Decal Ce	1
13	102571202	Kit Ce Plug - Bucket Elec (includes items 14 through 17)	1
14	1010434	Barrel - Plastic	2
15	N/A	Plug, 1/2", Ce Bucket	6
16	N/A	Instal Tool, Ce Bucket Plug	1
17	N/A	Instr, Prec Ce Bucket Plug	1
18	103368401	Asm, Bucket, Batt, Elec, Prec (includes items 19 through 21)	1
19	102298020	Screw, K80x20, Torx Pn Hd Pt	2
20	N/A	Bucket, Batt, Elec, Precedent	1
21	103368301	Hinge - Nested	2
22	103375501	Asm, Prec Restyle Receptacle	1
23	N/A	Asm, Elec Module, Prec/res, Ce	1
24	103376001	Wire Asm #6 Blk, Prec/restyle	1
25	103413901	Wire Asm, #6 Blk #21	2
26	8639	Tie Wrap, 11" Nylon	2
27	103374801	Hold Down, Battery	2
28	103375301	Tube, Cross, Battery Rod	1

13

E

E



BATTERIES, BUCKET, AND CHARGER RECEPTACLE - IQ AND EXCEL SYSTEMS, HEAVY DUTY, CE, STYLE B

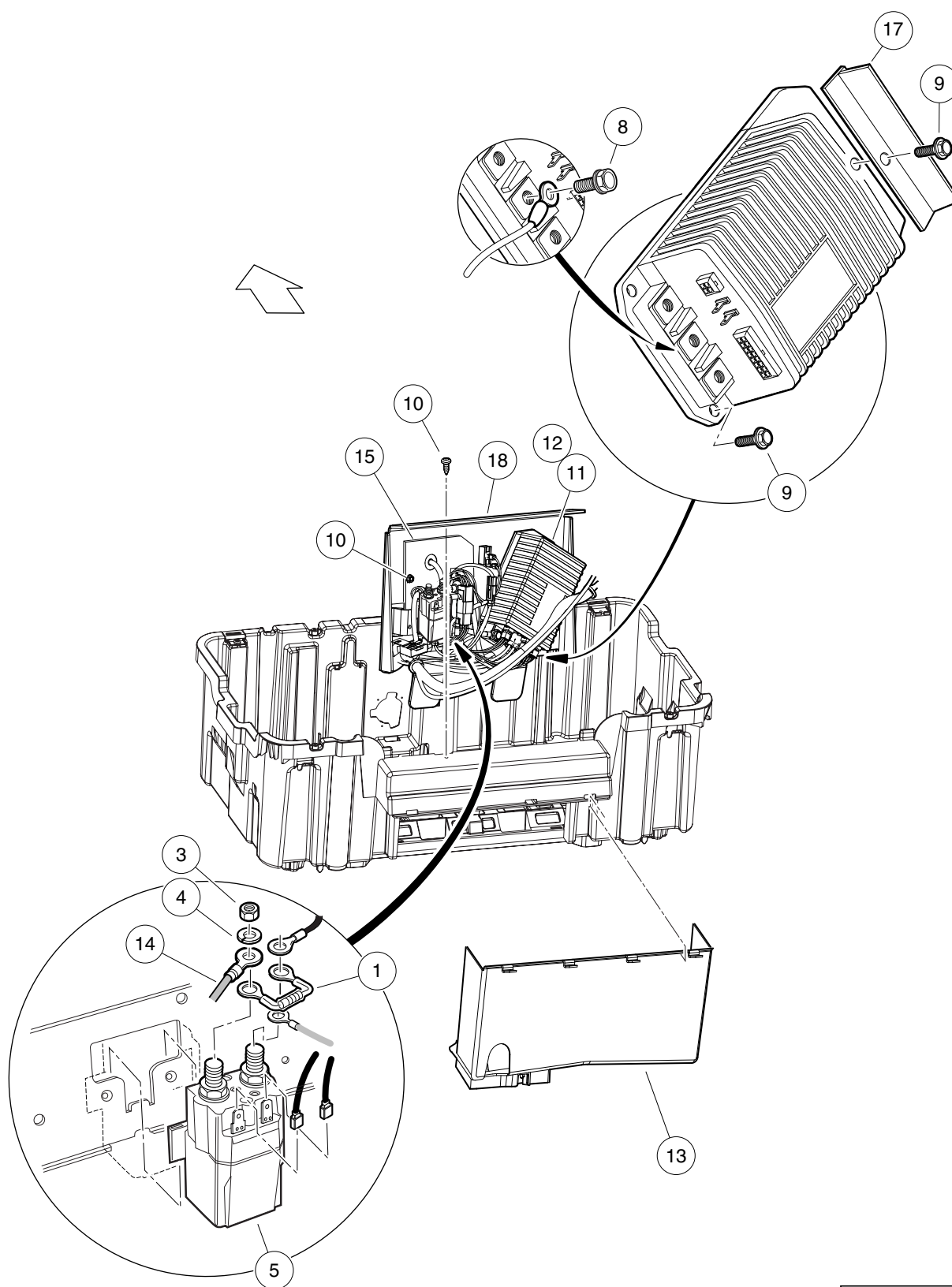
ITEM	PART NO.	DESCRIPTION	QTY
		1 2 3 4	
1	1014555	Locknut, 7/16-14 Nylon Hex	2
2	102292356	Screw-1/4-20x56 Hwh Self Drill	4
3	102491501	Washer Hard,m10	2
4	103357701	Bolt, Battery, "s" Hold-down	2
5	N/A	Bucket Asm - 8v, Hd, Ce (includes items 6 through 26)	1
6	1010958	Asm, Wire, #6blk 8in	1
7	1014304	Nut, 5/16-18 Stainless-Steel Hex	12
8	101795701	Asm, Wire, #6blk 13in	1
9	101832001	Screw, #7-19 X 0.625 Phillips Pan-Head Tap	3
10	101865805	Decal Ce	1
11	101964201	Battery, 8v Trojan T890 (Wet) (includes item 12)	6
12	101797801	Cap, 4-Gang Battery	1
13	102571202	Kit Ce Plug - Bucket Elec (includes items 14 through 17)	1
14	1010434	Barrel - Plastic	2
15	N/A	Plug, 1/2", Ce Bucket	6
16	N/A	Instal Tool, Ce Bucket Plug	1
17	N/A	Instr, Prec Ce Bucket Plug	1
18	103368401	Asm, Bucket, Batt, Elec, Prec (includes items 19 through 21)	1
19	102298020	Screw, K80x20, Torx Pn Hd Pt	2
20	N/A	Bucket, Batt, Elec, Precedent	1
21	103368301	Hinge - Nested	2
22	103375501	Asm, Prec Restyle Receptacle	1
23	N/A	Asm, Elec Module, Prec/res, Ce	1
24	103376001	Wire Asm #6 Blk, Prec/restyle	1
25	103413901	Wire Asm, #6 Blk #21	2
26	8639	Tie Wrap, 11" Nylon	2
27	103374801	Hold Down, Battery	2
28	103375301	Tube, Cross, Battery Rod	1

13

E

13

E



000486-002

COMPUTER, CONTROLLER, AND SOLENOID – IQ SYSTEM

ITEM	PART NO.	DESCRIPTION	QTY
		1 2 3 4	
1	1014947	Resistor Assembly	1
2	101908701	Solenoid, 48-Volt (includes items 3 through 7)	1
3	1012528	Nut, M8-1.25 Hex	2
4	1013734	Lockwasher, 8mm Split	2
5	N/A	Solenoid, 48-Volt	1
6	N/A	Washer, Lock	2
7	N/A	Nut	2
8	102240501	Bolt, Controller, Terminal	3
9	102296716	Screw, M6 X 16 Tt Hx Fl Hd	11
10	102298020	Screw, K80x20, Torx Pn Hd Pt	1
11	102806201	Controller, IQ, 48-volt	1
12	102806203	Controller, 48v Iq Golf, Ce	1
13	103367901	Shield - Controller	1
14	103375401	Asm, Ev Battery Positive	1
15	103446601	Obc, Prec, V4.0	1
16	103449601	Bead, Ferrite, Fair-rite	1
17	103498501	Watershed, Controller, Angle	1
18	103639401	Component Mounting Plate, Cast	1

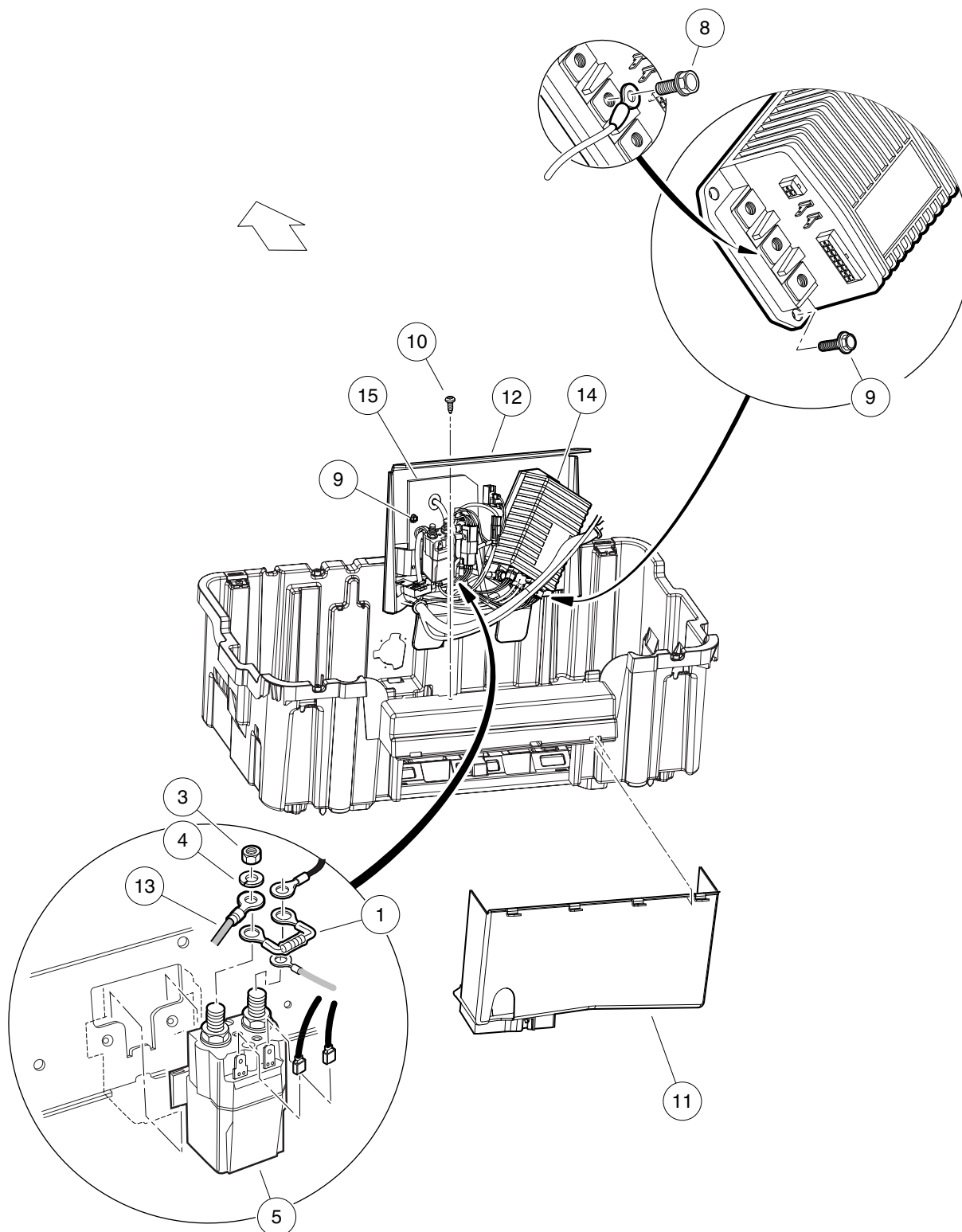
Note: Item 16 is for vehicles shipped to the European Union.

13

E

13

E



000486-003

COMPUTER, CONTROLLER, AND SOLENOID – EXCEL SYSTEM

ITEM	PART NO.	DESCRIPTION	QTY
		1 2 3 4	
1	1014947	Resistor Assembly	1
2	101908701	Solenoid, 48-Volt (includes items 3 through 7)	1
3	1012528	Nut, M8-1.25 Hex	2
4	1013734	Lockwasher, 8mm Split	2
5	N/A	Solenoid, 48-Volt	1
6	N/A	Washer, Lock	2
7	N/A	Nut	2
8	102240501	Bolt, Controller, Terminal	3
9	102296716	Screw, M6 X 16 Tt Hx Fl Hd	11
10	102298020	Screw, K80x20, Torx Pn Hd Pt	1
11	103367901	Shield - Controller	1
12	103369401	Component Mounting Plate	1
13	103375401	Asm, Ev Battery Positive	1
14	103403401	Controller, Excel	1
15	103446601	Obc, Prec, V4.0	1
16	103498501	Watershed, Controller, Angle	1

13

E

DID YOU KNOW?

CartPros directs you to the right part using the part numbers from this manual. Enter the part number into our search box and it will find the part you are looking for.

**GET STARTED
HERE**



<https://CartPros.com/f.html>

13

E

**DID YOU
KNOW?**

CartPros directs you to the right part using the part numbers from this manual. Enter the part number into our search box and it will find the part you are looking for.

**GET STARTED
HERE**



<https://CartPros.com/f.html>

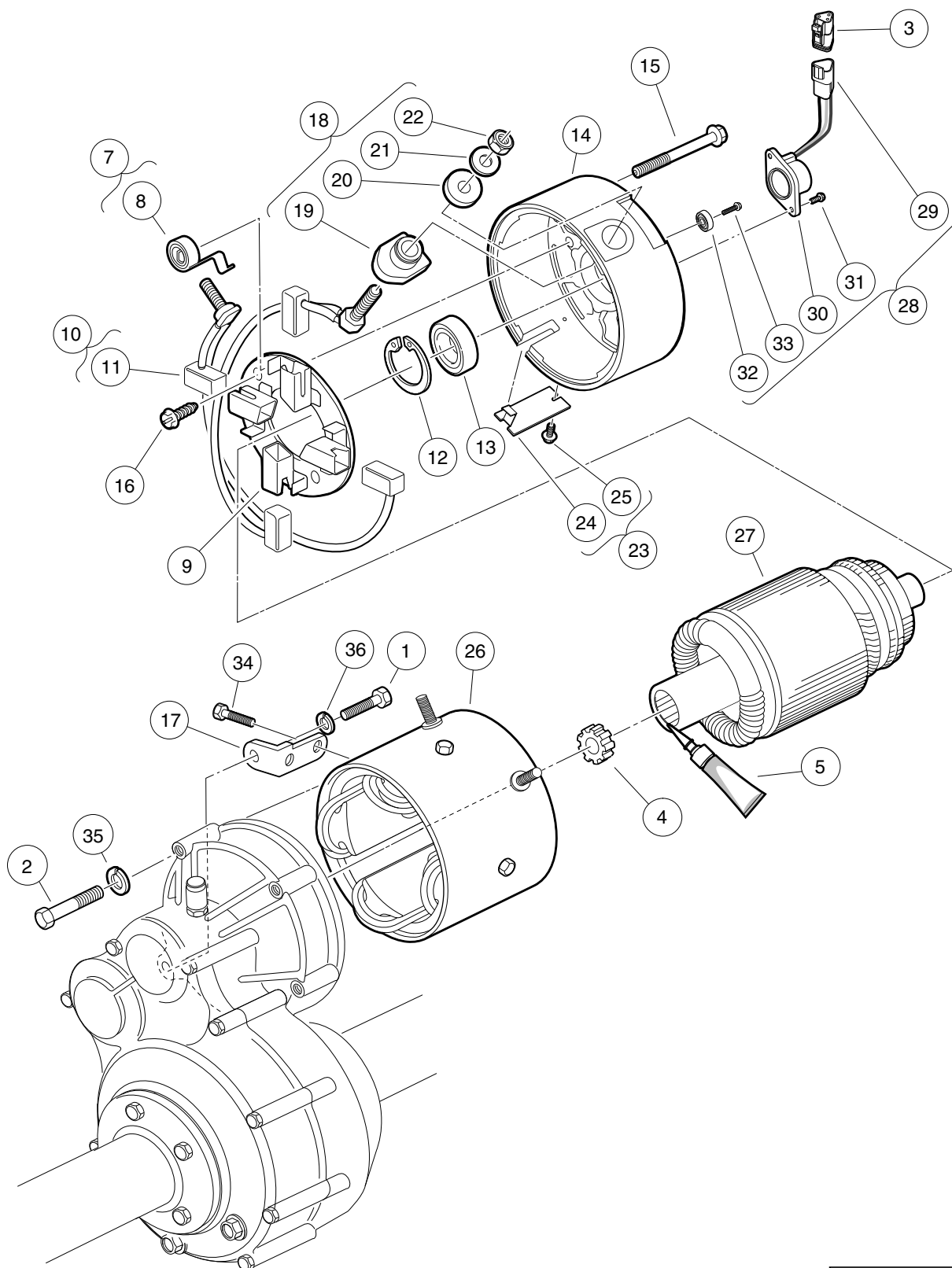
ELECTRIC MOTOR

14

E

14

E



000185-001

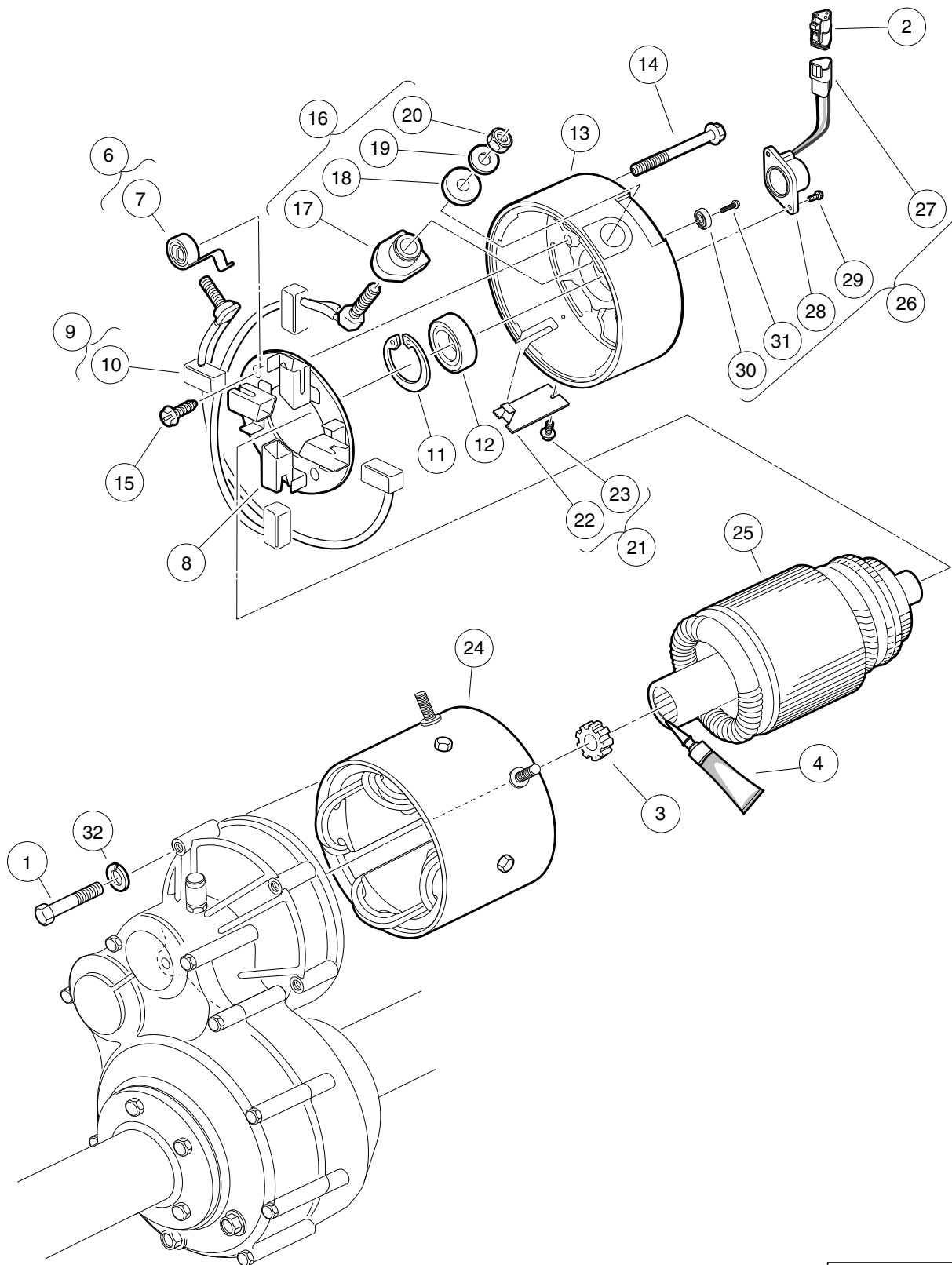
MOTOR (MODEL EJ4-4001) – ELECTRIC VEHICLE

ITEM	PART NO.	DESCRIPTION	QTY
		1 2 3 4	
1	1010934	Screw, 5/16-18 X 1.00 Hex Cap	1
2	1014201	Screw, 1/4-20 X 2.25 Hex Cap	3
3	101920101	Kit, 3-Pin Wedge Lock	1
4	102235201	Bumper, Drive Unit	1
5	102243403	Lubricant, Moly-Teflon (Single-Use Tube)	1
6	N/A	IQ Electric Motor, 48-VDC 3.3 hp * (includes items 7 through 34)	1
7	102186001	Spring Kit, Motor Brush (includes item 8)	1
8	N/A	Spring, Brush, S-g	4
9	102186101	Brush Box Assembly	1
10	102186201	Brush Kit, Motor (includes item 11)	1
11	N/A	Assembly, Brush and Terminal	2
12	N/A	Ring, 2.24" Internal Retaining	1
13	102186401	Bearing, Ball	1
14	102186701	End Cap, Motor	1
15	N/A	Screw, 1/4-20 X 2.25 Hex-Head Washer	2
16	102186901	Screw, #8-32 X .5 Hex-Head	2
17	102187001	L-Bracket, Motor	1
18	102187101	Hardware Kit, Motor Terminal (includes items 19 through 22)	2
19	N/A	Bushing, Nylon	2
20	N/A	Washer, Nylon Flat	2
21	N/A	Washer, Flat, 5/16 Steel	2
22	N/A	Nut, Brass Hex, 5/16 - 18	2
23	N/A	Plate Kit, Motor Cover (includes items 24 and 25)	1
24	N/A	Assembly, Cover Plate	1
25	N/A	Screw, #8-32 x 0.375, Taptite Thread	1
26	N/A	Frame and Field Assembly	1
27	102704801	Armature Assembly	1
28	102704901	Kit, Speed Sensor (includes items 29 through 33)	1
29	101942301	Kit, 3-Pin Wedge Lock	1
30	N/A	Sensor, Motor Speed, ADC	1
31	N/A	Screw, #8-32, Taptite Thread	2
32	N/A	Magnet, ADC Motor	1
33	N/A	Screw, 1/4-20 x 0.5	1
34	N/A	Bolt, 1/4 - 20 x 0.73 Thread-Forming	2
35	451	Lockwasher, 1/4 Split	3
36	7174	Lockwasher, 5/16 Split	1
* Note: The model EJ4-4001 motor has been discontinued. To replace the motor, use motor model EJ8-4001A.			

14
E

14

E



000185-002

MOTOR (MODEL EJ8-4001A) – ELECTRIC VEHICLE

ITEM	PART NO.	DESCRIPTION	QTY
		1 2 3 4	
1	1014201	Screw, 1/4-20 X 2.25 Hex Cap	3
2	101920101	Kit, 3-Pin Wedge Lock	1
3	102235201	Bumper, Drive Unit	1
4	102243403	Lubricant, Moly-Teflon (Single-Use Tube)	1
5	103572501	IQ Electric Motor, 48-VDC 3.3 hp (includes items 6 through 26)	1
6	102186001	Spring Kit, Motor Brush (includes item 7)	1
7	N/A	Spring, Brush, S-g	4
8	102186101	Brush Box Assembly	1
9	102186201	Brush Kit, Motor (includes item 10)	1
10	N/A	Assembly, Brush and Terminal	2
11	N/A	Ring, 2.24" Internal Retaining	1
12	102186401	Bearing, Ball	1
13	102186701	End Cap, Motor	1
14	N/A	Screw, 1/4-20 X 2.25 Hex-Head Washer	2
15	102186901	Screw, #8-32 X .5 Hex-Head	2
16	102187101	Hardware Kit, Motor Terminal (includes items 17 through 20)	2
17	N/A	Bushing, Nylon	2
18	N/A	Washer, Nylon Flat	2
19	N/A	Washer, Flat, 5/16 Steel	2
20	N/A	Nut, Brass Hex, 5/16 - 18	2
21	N/A	Plate Kit, Motor Cover (includes items 22 and 23)	1
22	N/A	Assembly, Cover Plate	1
23	N/A	Screw, #8-32 x 0.375, Taptite Thread	1
24	N/A	Frame and Field Assembly	1
25	102704801	Armature Assembly	1
26	102704901	Kit, Speed Sensor (includes items 27 through 31)	1
27	101942301	Kit, 3-Pin Wedge Lock	1
28	N/A	Sensor, Motor Speed, ADC	1
29	N/A	Screw, #8-32, Taptite Thread	2
30	N/A	Magnet, ADC Motor	1
31	N/A	Screw, 1/4-20 x 0.5	1
32	451	Lockwasher, 1/4 Split	3

14

E

DID YOU KNOW?

CartPros directs you to the right part using the part numbers from this manual. Enter the part number into our search box and it will find the part you are looking for.

**GET STARTED
HERE**

→ <https://CartPros.com/f.html>

14

E

**DID YOU
KNOW?**

CartPros directs you to the right part using the part numbers from this manual. Enter the part number into our search box and it will find the part you are looking for.

**GET STARTED
HERE**



<https://CartPros.com/f.html>

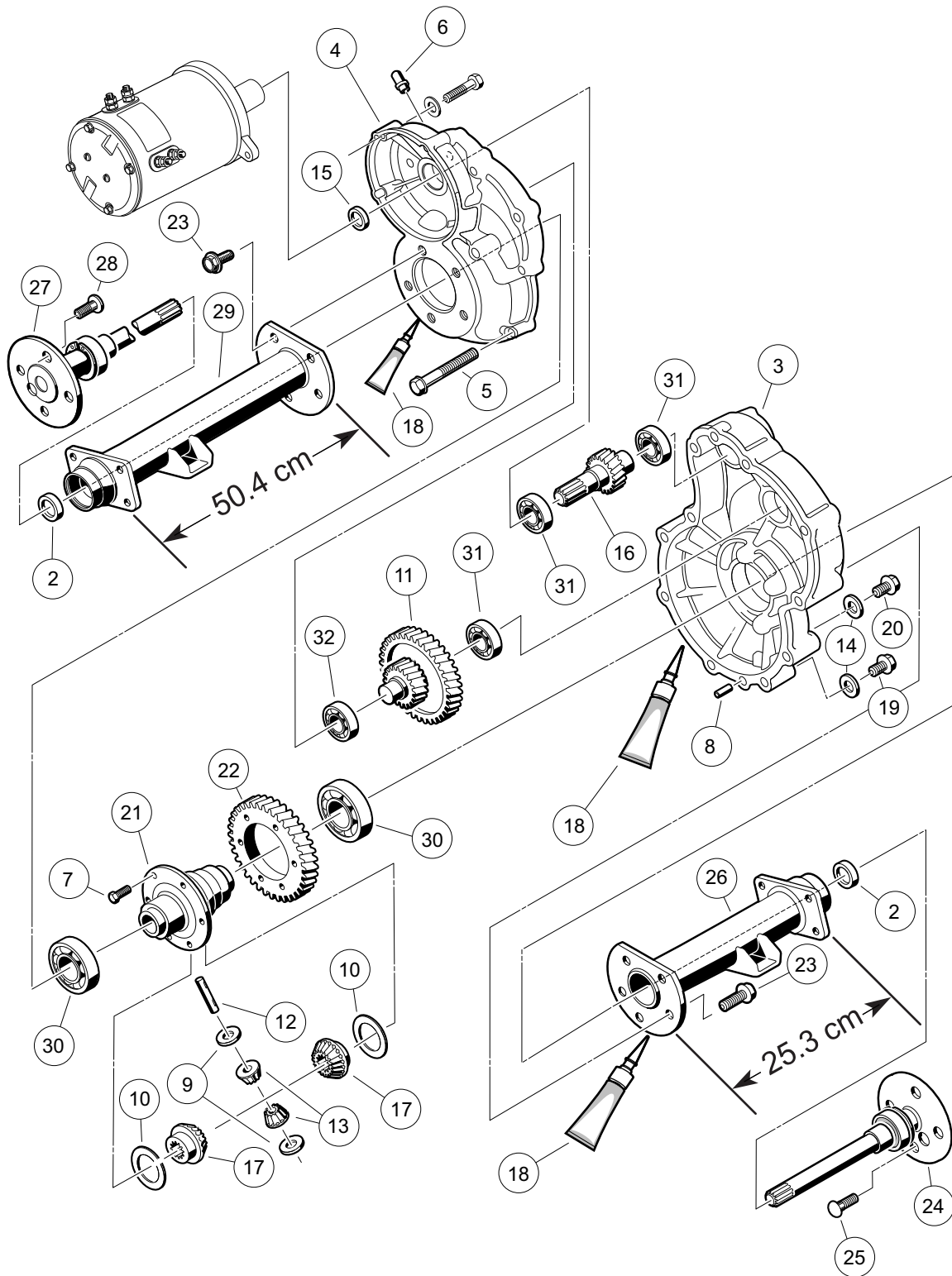
TRANSAXLE – ELECTRIC VEHICLES

15

E

15

E



000223-002

TRANSAXLE – ELECTRIC VEHICLES

ITEM	PART NO.	DESCRIPTION	QTY
		1 2 3 4	
1	102771701	Transaxle, Electric (includes items 2 through 32)	1
2	1013794	Axle Shaft Oil Seal	2
3	101895401	Gear Case, Left-Hand	1
4	101895501	Gear Case, Passenger-Side	1
5	101897001	Screw, M8-1.25 X 60mm Hex-Head	11
6	101897201	Breather	1
7	101897401	Screw, M10-1.25 X 25mm	6
8	101897601	Pin, 11mm OD X 8.5mm ID X 10mm	2
9	101903601	Washer, Thrust	2
10	101903701	Washer, Thrust	2
11	101906901	Intermediate Shaft Assembly	1
12	101922101	Pin, 15.99mm X 88.7mm Dowel	1
13	101923001	Gear, Differential Idler	2
14	101923201	Gasket	2
15	101923501	Seal, Lip	1
16	101923701	Shaft, Input	1
17	101923901	Gear, Differential	2
18	101928701	Liquid Gasket (Transaxle case)	A/R
19	101972101	Plug, M14-1.5 X 12mm Magnetic	1
20	101972201	Plug, M14-1.5 X 12mm Hex	1
21	102356601	Housing, Differential, 6 Bolt	1
22	102356801	Gear, Differential Output, 6-Bolt	1
23	102357001	Screw, Flg Hd M10 X 1.5 X 30	10
24	102886301	Axle Assembly, Driver-Side (includes item 25)	1
25	101922201	Lug Stud	4
26	102886401	Tube, Axle, Driver-Side	1
27	102886501	Axle Assembly, Passenger-Side (includes item 28)	1
28	101922201	Lug Stud	4
29	102886601	Tube, Axle, Passenger-Side	1
30	7330	Inner Axle Tube Bearing	2
31	7335	Bearing	3
32	7336	Bearing	1

15
E

DID YOU KNOW?

CartPros directs you to the right part using the part numbers from this manual. Enter the part number into our search box and it will find the part you are looking for.

**GET STARTED
HERE**

→ <https://CartPros.com/f.html>

15

E

**DID YOU
KNOW?**

CartPros directs you to the right part using the part numbers from this manual. Enter the part number into our search box and it will find the part you are looking for.

**GET STARTED
HERE**



<https://CartPros.com/f.html>

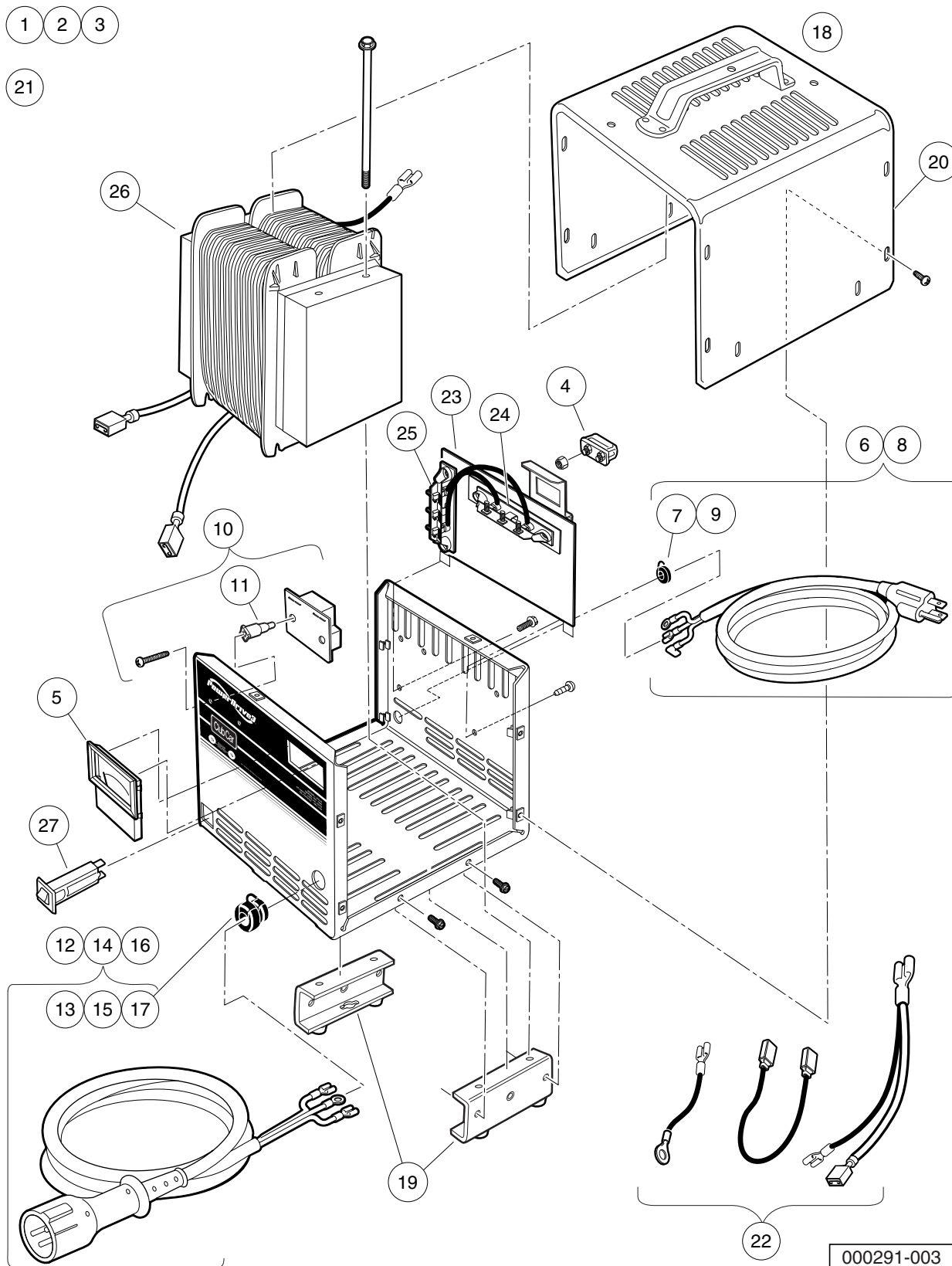
BATTERY CHARGER

16

E

16

E



000291-003

POWERDRIVE 3 BATTERY CHARGER, DOMESTIC

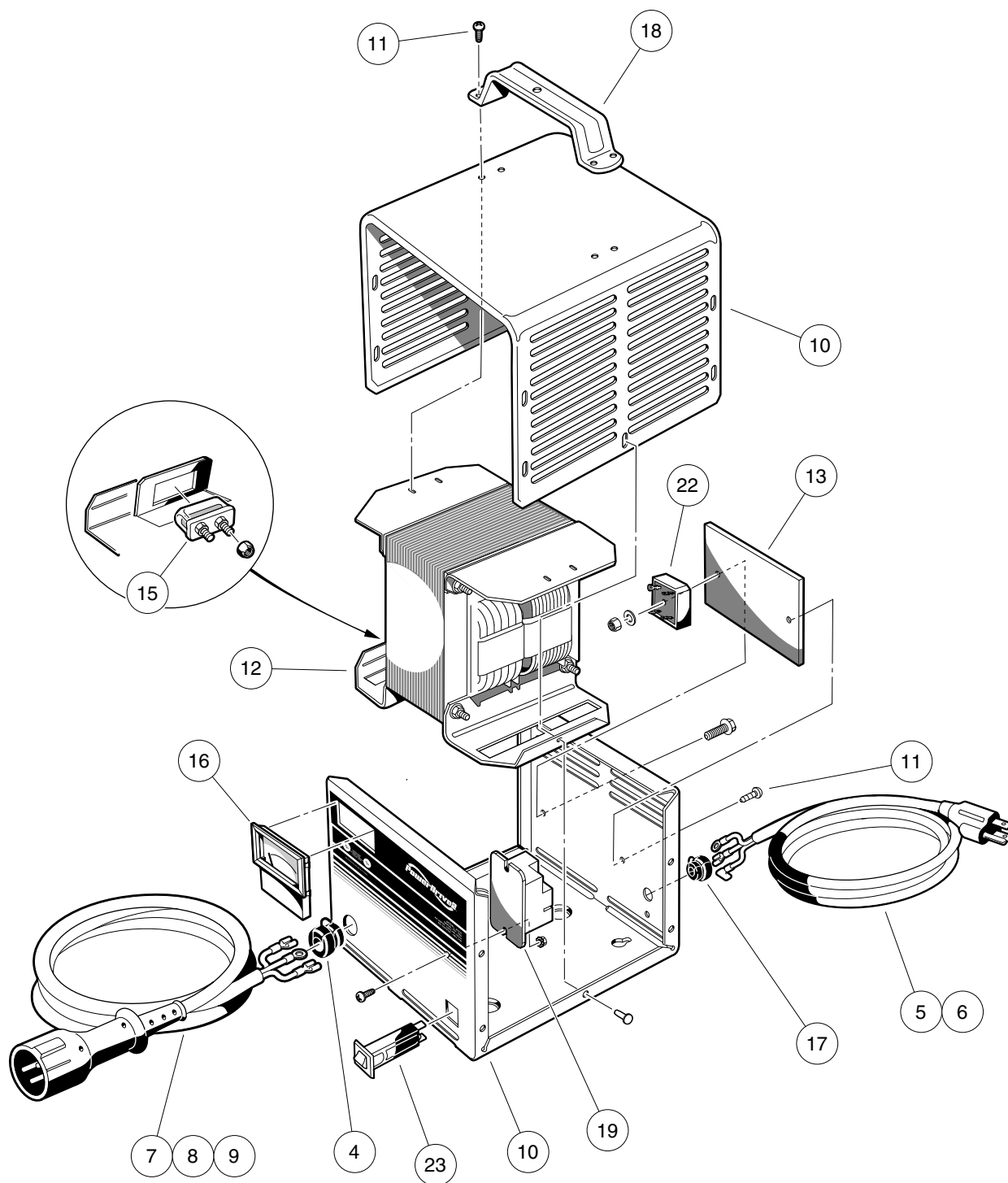
ITEM	PART NO.	DESCRIPTION	QTY
		1 2 3 4	
1	103717001	Chgr, Pd3 Stnry, 9Dc6'Ac'	1
2	103717002	Chgr, Pd3 Stnry, 12Dc9'Ac'	1
3	103717003	Chgr, Pd3 Stnry, 20Dc9'Ac'(includes items 4 through 27)	1
4	102273701	PD2 Fuse Asm	1
5	102273801	PD2 Ammeter	1
6	103428501	Kit, PD3 Cordset - AC 80" (includes item 7)	1
7	102273901	PD2 AC Cord Bushing	1
8	103428601	Kit, PD3 Cordset, - AC 114" (includes item 9)	1
9	102273901	PD2 AC Cord Bushing	1
10	103428701	Asm, PD3 Board Relay (includes item 11)	1
11	103429701	PD3 Plastic Stand-Offs	2
12	103429001	PD3 Cordset - DC 113" (includes item 13)	1
13	1012098	Bushing, DC Cord	1
14	103429101	PD3 Cordset - DC 154" (includes item 15)	1
15	1012098	Bushing, DC Cord	1
16	103429201	PD3 Cordset - DC 205" (includes item 17)	1
17	1012098	Bushing, DC Cord	1
18	103429301	Asm, PD3 Case (includes items 19 and 20)	1
19	103434001	Asm, PD3 Legs	1
20	103439901	PD3Case Top (Includes Handle)	1
21	103429501	Kit, PD3 Hardware	1
22	103429601	Kit, PD3 Wires	1
23	103517401	Kit Pd3 Button Diode (includes items 24 and 25)	1
24	103512801	Asm Diode Top	1
25	103512901	Asm Diode Side	1
26	103779601	Transformer, Pd3, Al	1
27	CCX8506	Circuit Breaker, 15-Amp/120-Volt	1

16

E

16

E



000291-001

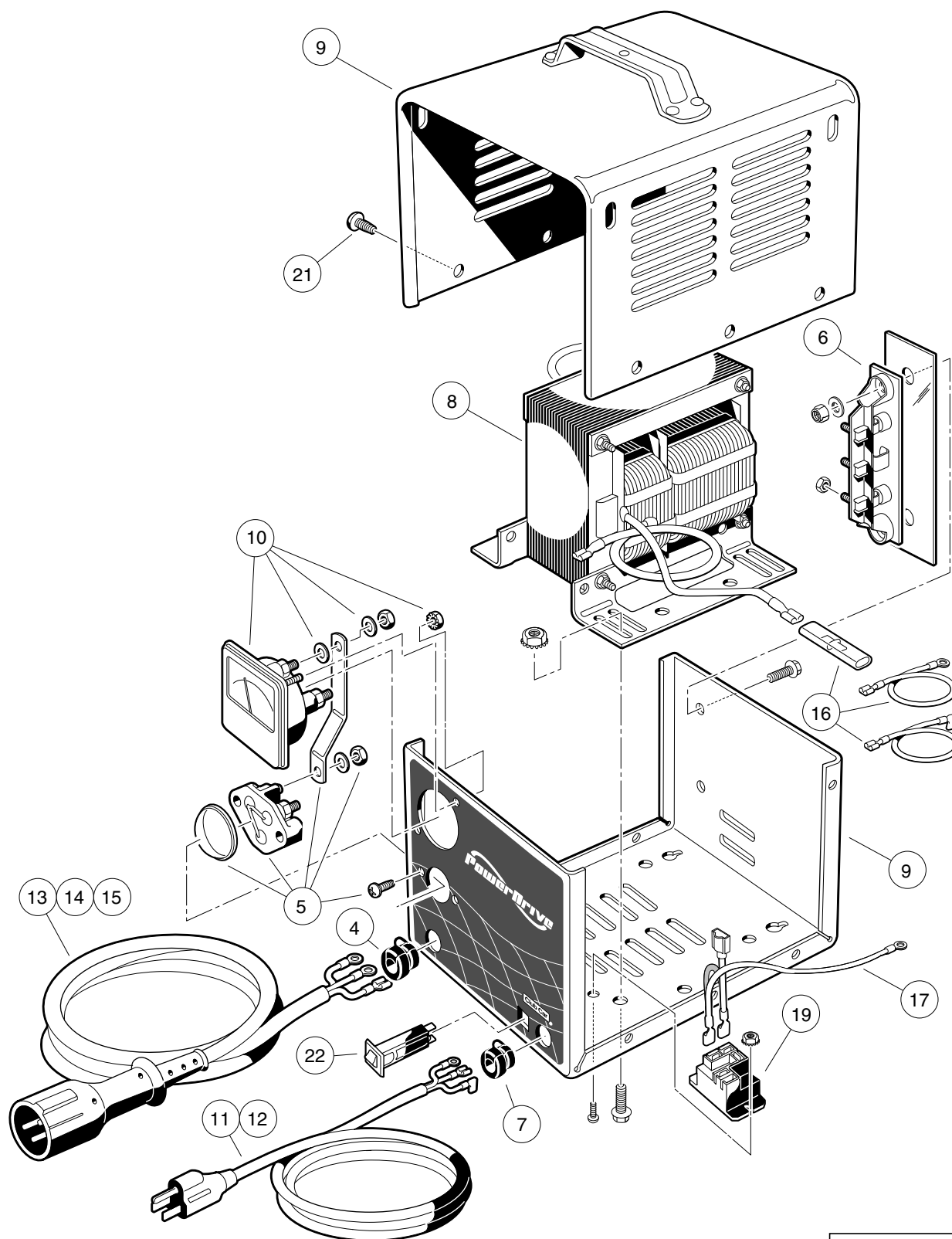
POWERDRIVE 2 BATTERY CHARGER (MODEL 22110), DOMESTIC

ITEM	PART NO.	DESCRIPTION	QTY
		1 2 3 4	
1	N/A	48-V/13-A PowerDrive 2 (9-ft. DC, 6-ft. AC)	1
2	N/A	48-V/13-A PowerDrive 2 (12-ft. DC, 9-ft. AC)	1
3	N/A	48-V/13-A PowerDrive 2 (20-ft. DC, 9-ft. AC) (includes items 4 through 23)	1
4	1012098	Bushing, DC Cord	1
5	101828801	Cord, AC, 80-Inch (203 cm)	1
6	101828802	Cord, AC, 108-Inch (274 cm)	1
7	101828904	PD2 DC Cordset, 113-inch	1
8	101828905	PD2 DC Cordset, 154-inch	1
9	101828906	Pd2 Dc Cordset 250 Inch	1
10	102273201	PD2 Case (includes item 11)	1
11	7577	Screw, #10 X 0.50 Phillips Pan-Head	12
12	102273301	PD2 Transformer Asm	1
13	102273401	PD2 Heatsink	1
14	102273601	PD2 Wire Asm	1
15	102273701	PD2 Fuse Asm	1
16	102273801	PD2 Ammeter	1
17	102273901	PD2 AC Cord Bushing	1
18	102274001	PD2 Handle	1
19	103414901	Kit, Relay, 48v 30a W/instr (includes items 20 and 21)	1
20	103397901	Relay, Spst No, 48v 30a, Pmt	1
21	N/A	Kit, Relay, 48v 30a Instrns	1
22	103517601	Pd2 Rectifier Kit	1
23	CCX8506	Circuit Breaker, 15-Amp/120-Volt	1
<p>Note: Item 16 not shown. Level 1 Battery Charger part numbers include one AC and one DC cord. They do not include all of the level 2 cords listed.</p>			

16
E

16

E



000351-001

POWERDRIVE BATTERY CHARGER (MODEL 17930), DOMESTIC

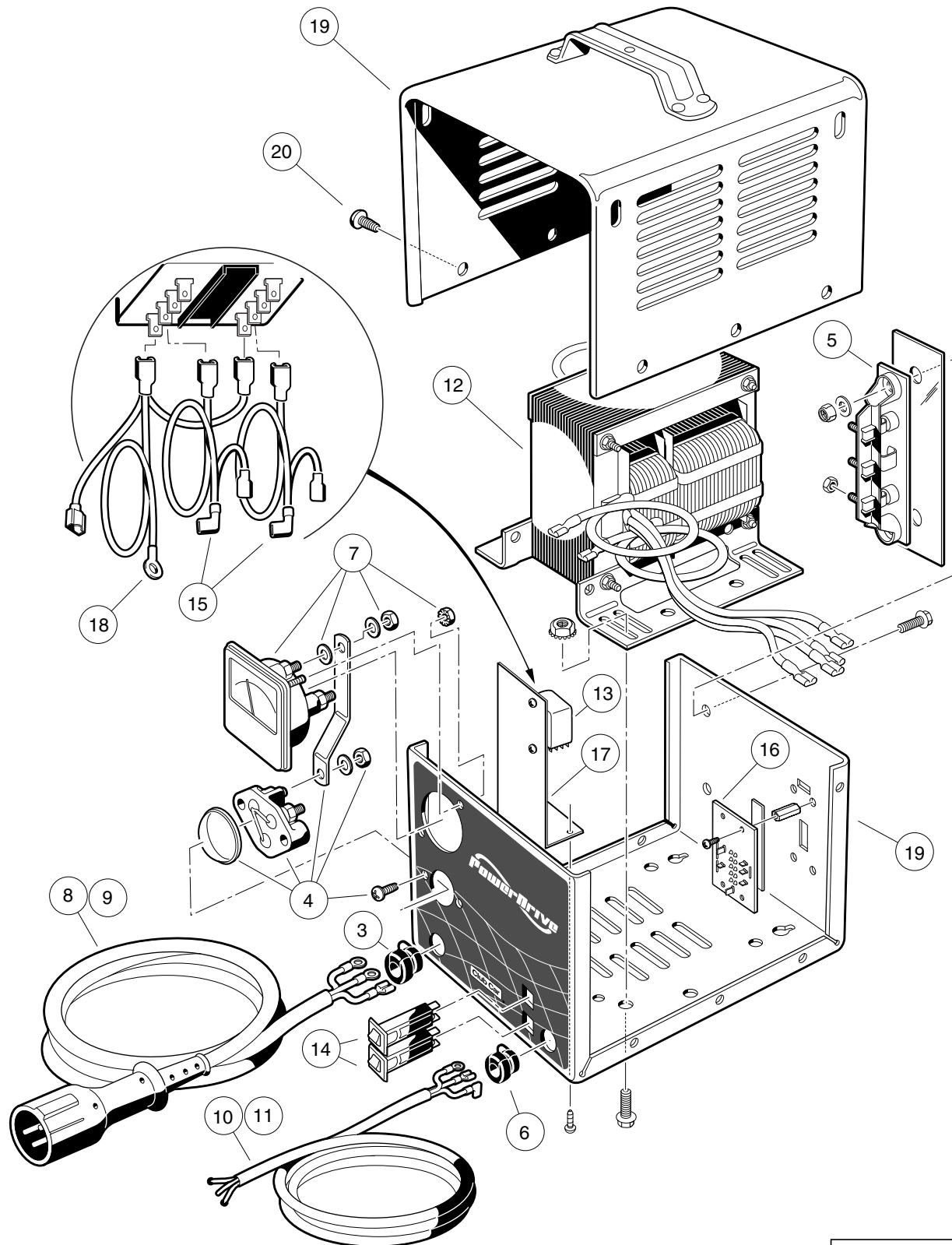
ITEM	PART NO.	DESCRIPTION	QTY
		1 2 3 4	
1	101802201	48V/17A PowerDrive (9-ft DC, 6-ft AC Cord)	1
2	101802202	48V/17A PowerDrive (12-ft DC, 9-ft AC Cord)	1
3	101802203	48V/17A PowerDrive (20-ft DC, 9-ft AC Cord) (includes items 4 through 22)	1
4	1012098	Bushing, DC Cord	1
5	1012101	Fuse Assembly	1
6	N/A	Rectifier with Heatsink Assembly	1
7	1015917	Bushing, AC Cord	1
8	****	Transformer, Battery Charger	1
9	101828301	Case Assembly	1
10	101828501	Ammeter	1
11	101828801	Cord, AC, 80-Inch (203 cm)	1
12	101828802	Cord, AC, 108-Inch (274 cm)	1
13	101828901	Cord, DC, 113-Inch (287 cm)	1
14	101828902	Cord, DC, 154-Inch (391 cm)	1
15	101828903	Cord, DC, 250-Inch (635 cm)	1
16	101831101	Wire Assembly Kit	1
17	101914401	Assembly, Voltage Suppressor	1
18	103414901	Kit, Relay, 48v 30a W/instr (includes items 19 and 20)	1
19	103397901	Relay, Spst No, 48v 30a, Pmt	1
20	N/A	Kit, Relay, 48v 30a Instrns	1
21	7577	Screw, #10 X 0.50 Phillips Pan-Head	10
22	CCX8506	Circuit Breaker, 15-Amp/120-Volt	1
**** Special order item available upon request.			
Note: Level 1 Battery Charger part numbers include one AC and one DC cord. They do not include all of the level 2 cords listed.			

16

E

16

E



000352-001

POWERDRIVE BATTERY CHARGER (MODEL 18780), EXPORT

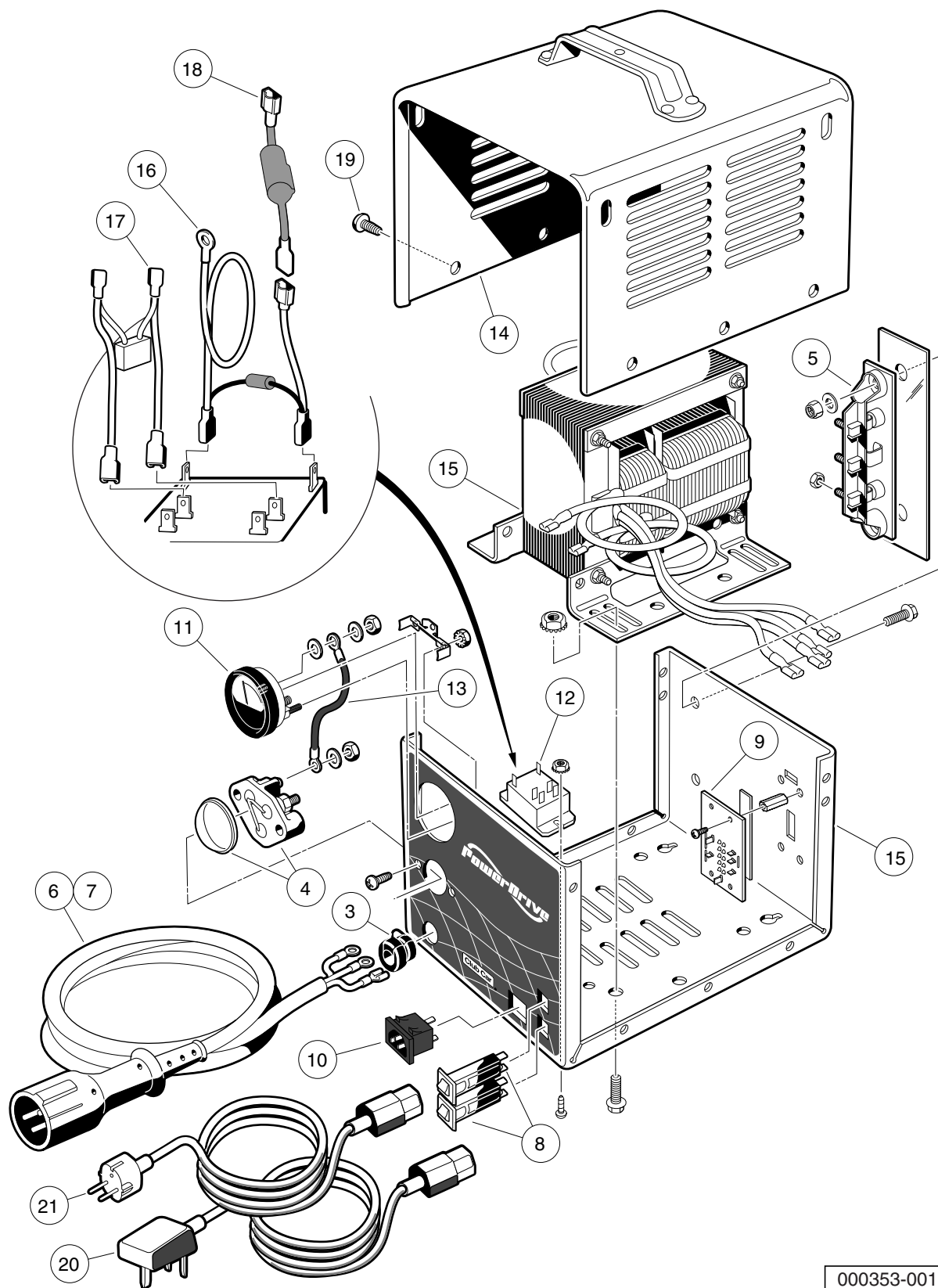
ITEM	PART NO.	DESCRIPTION	QTY
		1 2 3 4	
1	N/A	Battery Charger, 48-Volt DC (8.5-ft DC, 6-ft AC)	1
2	N/A	Battery Charger, 48-Volt DC (12-ft DC, 9-ft AC) (includes items 3 through 20)	1
3	1012098	Bushing, DC Cord	1
4	1012101	Fuse Assembly	1
5	N/A	Rectifier with Heatsink Assembly	1
6	1015917	Bushing, AC Cord	1
7	101828501	Ammeter	1
8	101828901	Cord, DC, 113-Inch (287 cm)	1
9	101828902	Cord, DC, 154-Inch (391 cm)	1
10	101831701	Cord, AC, 80-Inch (203 cm), without Plug	1
11	****	Cord, AC, 118-Inch (203 cm), without Plug	1
12	101838201	Transformer, Export Battery Charger	1
13	101838301	Relay, Export Charger	1
14	101838401	Circuit Breaker	2
15	101838501	Kit, Wire Assembly	1
16	101838601	Four-Position Switch	1
17	****	Mounting Bracket, Relay	1
18	101914401	Assembly, Voltage Suppressor	1
19	N/A	Case, Charger	1
20	7577	Screw, #10 X 0.50 Phillips Pan-Head	10
<p>**** Special order item available upon request.</p> <p>Note: Level 1 Battery Charger part numbers include one AC and one DC cord. They do not include all of the level 2 cords listed.</p>			

16

E

16

E



000353-001

POWERDRIVE BATTERY CHARGER (MODEL 20310), EUROPEAN

ITEM	PART NO.	DESCRIPTION	QTY
		1 2 3 4	
1	N/A	Battery Charger, 48-Volt w/ 4-Position Switch (8.5-ft DC)	1
2	N/A	Battery Charger, 48-Volt w/ 4-Pos. Switch (12-ft DC) (includes items 3 through 19)	1
3	1012098	Bushing, DC Cord	1
4	1012101	Fuse Assembly	1
5	N/A	Rectifier with Heatsink Assembly	1
6	101828901	Cord, DC, 113-Inch (287 cm)	1
7	101828902	Cord, DC, 154-Inch (391 cm)	1
8	101838401	Circuit Breaker	2
9	101838601	Four-Position Switch	1
10	101973501	Receptacle, AC Cord	1
11	101976601	Ammeter with Mounting Bracket	1
12	101987501	Relay	1
13	N/A	Wire, Jumper	1
14	N/A	Case, Charger	1
15	****	Transformer, European Battery Charger	1
16	****	Suppressor, AC Voltage	1
17	****	Assembly, Wire	1
18	****	Limiter, Current	1
19	7577	Screw, #10 X 0.50 Phillips Pan-Head	10
20	101958201	Cord, UK, AC, Battery Charger	1
21	101958301	Cord, European AC, Battery Charger	1
**** Special order item available upon request.			
Note: Level 1 Battery Charger part numbers include one AC and one DC cord. They do not include all of the level 2 cords listed.			

16

E

DID YOU KNOW?

CartPros directs you to the right part using the part numbers from this manual. Enter the part number into our search box and it will find the part you are looking for.

**GET STARTED
HERE**

→ <https://CartPros.com/f.html>

16

E

MAINTENANCE AND SERVICE TOOLS

17

G

E

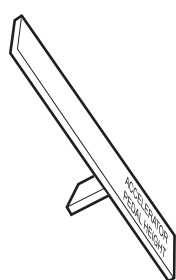
D

17

G

E

D



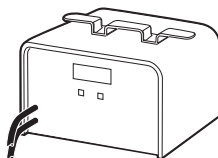
1



2



3



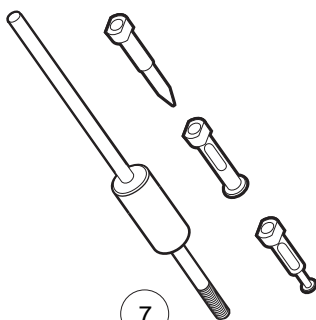
4



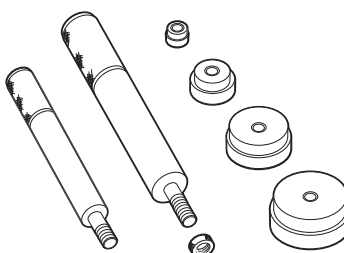
5



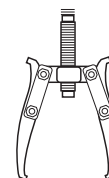
6



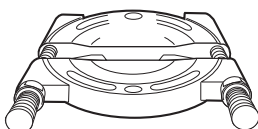
7



8



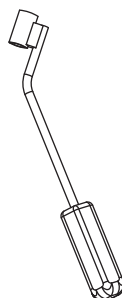
9



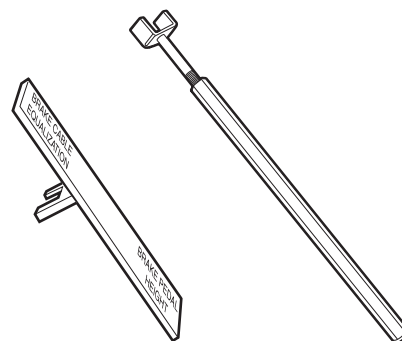
10




11



12



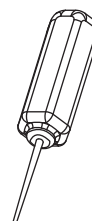
14 15
13



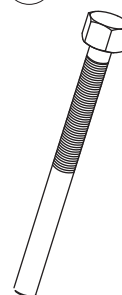
16



17



18



19

MAINTENANCE AND SERVICE TOOLS

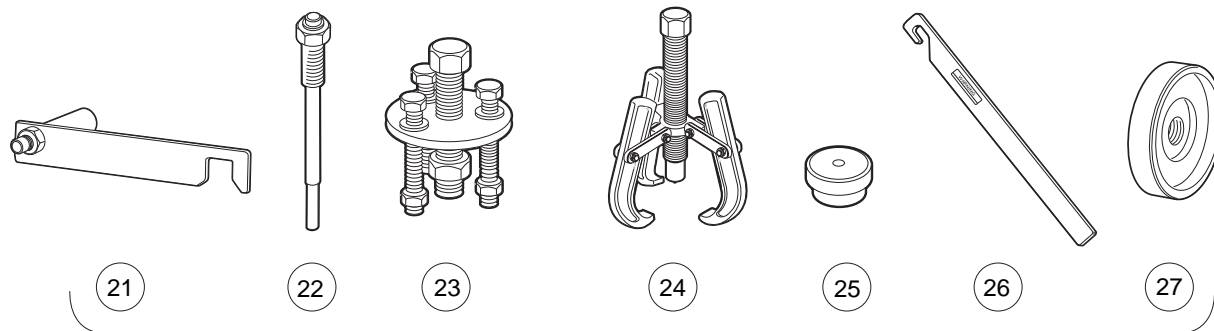
ITEM	PART NO.	DESCRIPTION	QTY DIESEL	QTY GAS	QTY ELEC	17 G E D
		<p>1 2 3 4</p> <p>The following tool list includes all tools available from Club Car for maintenance and service procedures for gasoline, electric, and/or diesel vehicles, both past and present models. Be sure to carefully examine the tool list for applicability to your vehicle before ordering.</p>				
1	101871001	Accelerator Pedal Adjustment Tool		1	1	
2	101813202	Adhesive, Guide Ring, 3-Gram Tube			1	
3	101641202	Arbor		1		
4	101831901	Battery Discharge Machine, 36/48 Volt			1	
5	1014305	Battery Terminal Protector Spray	1	1	1	
6	1011767	Battery Thermometer	1	1	1	
7	1016417	Bearing and Oil Seal Remover Assembly	1	1	1	
8	1016416	Bearing Driver Set	1	1	1	
9	1012811	Bearing Puller	1	1	1	
10	1012812	Bearing Puller Wedge Attachment	1	1	1	
11	1013582	Brake Adjustment Tool (used only on vehicles with manually adjusted mechanical brakes)		1	1	
12	102555501	Brake Cable Release Tool	1	1	1	
13	102249901	Brake Pedal Adjustment Tool Kit (used for the Carryall Electric Industrial Truck only) (includes items 14 and 15).....			1	
14	****	Brake Pedal Adjustment Tool			1	
15	****	Brake Pedal Tension Tool			1	
16	101887101	Calibration Test Module			1	
17	101808401	Cam Installation Tool		1		
18	102562401	Charger Bezel Tool			1	
19	102686101	Clutch Removal Tool (for 4x4 vehicles)	1	1		
		<p>Please refer to the maintenance and service manual for proper tool application.</p> <p>****</p> <p>Special order item available upon request</p>				

17


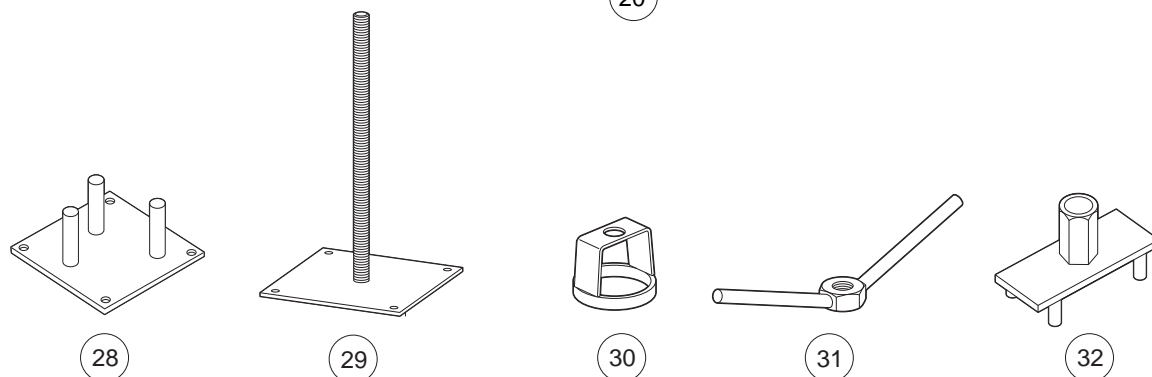
G

E

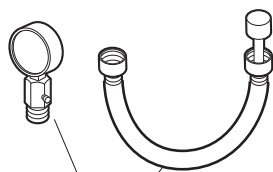
D



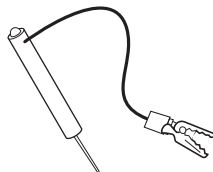
20



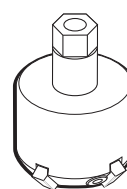
33



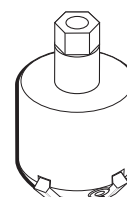
34



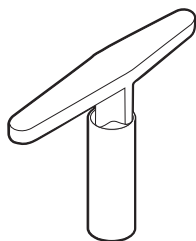
35



36



37



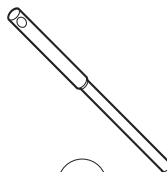
38



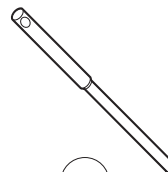
39



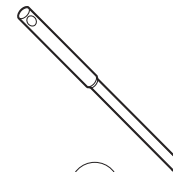
40



41



42



43

MAINTENANCE AND SERVICE TOOLS, CONTINUED


ITEM	PART NO.	DESCRIPTION	QTY DIESEL	QTY GAS	QTY ELEC	17
		1 2 3 4				G
20	1014510	Clutch Tool Kit (includes items 21 - 27)		1		E
21	1014498	Clutch Alignment Tool (for pre-unitized transaxle vehicles built prior to 1997 model year)		1		D
22	1014496	Drive Clutch Puller (for Kawasaki engines only)		1		
23	1014497	Drive Clutch Hub Puller (for Kawasaki engines only)		1		
24	1014508	Driven Clutch Cam Puller (for Kawasaki engines only)		1		
25	1014507	Driven Clutch Puller Plug (for Kawasaki engines only)		1		
26	1015524	Drive Clutch Holder Tool Assembly (for Kawasaki engines only)		1		
27	101809101	Press Weldment (for Kawasaki engines only)		1		
28	102601501	Drive ClutchFixed Sheave Tool (for 4x4 vehicles)	1	1		
29	102603501	Driven Clutch Spring Compression Base (for use with items 30 and 31) (for 4x4 vehicles)	1	1		
30	102605201	Driven Clutch Spring Compression Collar (for use with items 29 and 31) (for 4x4 vehicles)	1	1		
31	102606101	Driven Clutch Spring Compression Nut (for use with items 29 and 30) (for 4x4 vehicles)	1	1		
32	102607501	Drive Clutch Spider Removal Tool (for 4x4 vehicles)	1	1		
33	101831801	Communication Display Module			1	
34	101641002	Compression Gauge and Adapter		1		
35	1011273	Continuity Tester		1	1	
36	102773801	Cutter, Valve Seat, #122		1		
37	102773901	Cutter, Valve Seat #115		1		
38	102774101	Wrench, T, #505.....		1		
39	102774101	Adapter, T-Wrench		1		
40	102675401	Cutter, Valve Seat, 60 Degree (requires item 51) (for Honda GX620 Gasoline Engines)		1		
41	102774201	Pilot, 6.6 MM		1		
42	102774301	Pilot, 6.62 MM.....		1		
43	102774401	Pilot, 6.65 MM.....		1		
		Please refer to the maintenance and service manual for proper tool application.				

17

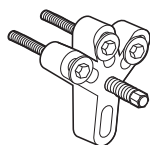
G

E

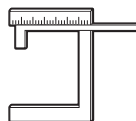
D



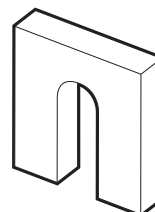
44



45



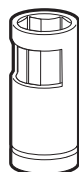
46



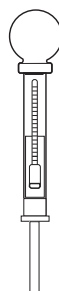
47



48



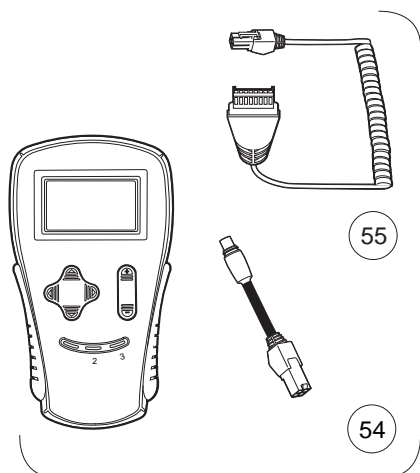
49



50



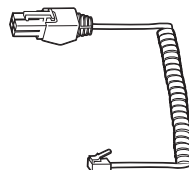
51




52 53

55

54



56



57



58



59 60



61

MAINTENANCE AND SERVICE TOOLS, CONTINUED

ITEM	PART NO.	DESCRIPTION	QTY DIESEL	QTY GAS	QTY ELEC	17
		1 2 3 4				G
44	1012151	Dry Moly Lubricant	1	1	1	
45	1016627	Flywheel Puller Kit (for Kawasaki Engines)		1		
46	102669901	Gauge, Carburetor Float Level (for Honda GX620 Gasoline Engines)		1		E
47	1016418	Gear Yoke	1	1	1	D
48	101933101	Governor Shaft Installation Tool (for Kawasaki Engine Vehicles)		1		
49	102169401	Hydraulic Brake Adjuster (for Turf/CA 272/472, Pioneer/XRT 1200, Bobcat 2100, HUV 4213)			1	
50	1011478	Hydrometer	1	1	1	
51	1013593	Internal Retaining Ring Pliers	1	1	1	
52	102248803	IQ Display Module (IQDM) Kit (IQ System and IQ Plus vehicles)			1	
		(includes items 54 and 55)				
53	102248804	IQ Display Module (IQDM-P) Kit (IQ System and IQ Plus vehicles)			1	
		(includes items 54 and 55)				
54	102251501	Adaptor, Cable			1	
55	102241502	IQDM Series 2 Cable			1	
56	102241501	IQDM Series 1 Cable (replacement)			1	
57	101928701	Liquid Gasket (transaxle case)	1	1	1	
58	102243402	Moly-Teflon Lubricant (4-oz. (113-gram) tube)			1	
59	101997201	Paint, Touch-Up – Beige*		1	1	
59	101997207	Paint, Touch-Up – Black*		1	1	
59	101997212	Paint, Touch-Up – Burgundy*		1	1	
59	101997211	Paint, Touch-Up – Classic Blue (Navy)*		1	1	
59	101997205	Paint, Touch-Up – Dark Gray*	1	1	1	
59	101997209	Paint, Touch-Up – Dark Green*	1	1	1	
59	101997204	Paint, Touch-Up – Gray*	1	1	1	
59	101997203	Paint, Touch-Up – Red*	1	1	1	
59	101997206	Paint, Touch-Up – Royal Blue (Pacific Blue)*		1	1	
59	101997202	Paint, Touch-Up – White*	1	1	1	
60	102562301	Paint, Precedent Underbody – Gray		1	1	
61	102587201	Paint Pen, Touch-Up, Precedent Underbody – Black		1	1	
<p>Please refer to the maintenance and service manual for proper tool application.</p> <p>* Item 59 is not for use on Surlyn[®] body material, which is used on Precedent vehicles.</p>						

17

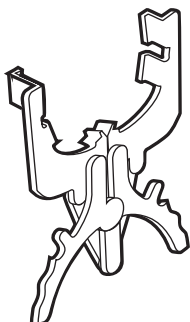
G

E

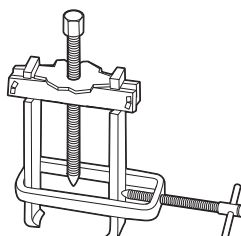
D



62



63




64



65



66



67



68



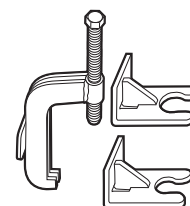
69



70



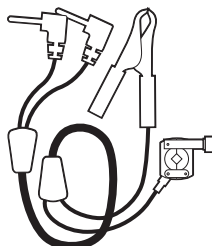
71



72



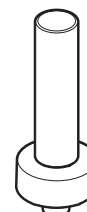
73



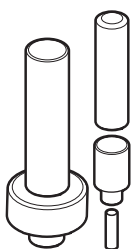
74



75



76



77



83



84



85



86

MAINTENANCE AND SERVICE TOOLS, CONTINUED

ITEM	PART NO.	DESCRIPTION	QTY DIESEL	QTY GAS	QTY ELEC	17
		1 2 3 4				G
62	1016414	Piston Ring Compressor Kit (FE290, FE350 and FE400 engines)		1		E
63	1016415	Piston Ring Pliers (for Kawasaki Engines)		1		D
64	102668801	Puller, Special Use (for Kubota D722 Diesel Engines)	1			
65	1012549	Retaining Ring Pliers, 45° External	1	1	1	
66	1012560	Retaining Ring Pliers, 90° Internal	1	1	1	
67	101823101	Safety First Card (50 per pack)	1	1	1	
68	1012809	Seal Puller	1	1	1	
69	102330901	Spanner Wrench (for coil over shock front suspension vehicles only)	1	1		
70	1014264	Steering Column Bearing Press Tool		1	1	
71	1014259	Steering Column Retaining Ring Tool		1	1	
72	102061201	Steering Wheel Puller Tool	1	1	1	
73	AM10753	Tachometer (includes gasoline engine pick up lead only)	1	1		
74	AM10771	Tachometer Diesel Probe (for use with item 73)	1			
75	1014162	Transaxle Axle Seal Tool		1		
76	1014161	Transaxle Pinion Seal Tool		1		
77	1014115	Transmission Tool Kit		1		
78	101611003	Tune-Up Kit, All OHV (for FE290, FE350, FE400 only) (includes air filter, spark plug, oil filter, fuel filters) (not shown)		1		
79	AM11804	Tune-Up Kit, Gx620 (for Honda Engines) (includes air filter, spark plug, oil filter, fuel filters) (not shown)		1		
80	AM11805	Tune-Up Kit, D722 (for Kubota Engines) (includes air filter, oil filter, fuel filters, water separator filter) (not shown)	1			
81	AM1220301	Tune-Up Kit, Precedent (for FE290/350 Engines) (includes air filter, spark plug, oil filter, fuel filters) (not shown)		1		
82	AM1232401	Tune-Up Kit, FH680D (for Kawasaki V-Twin Engines) (includes oil filter, fuel filter, air filter, and spark plugs) (not shown)		1		
83	1016413	Valve Clearance Adjuster Screw Holder (for FE290 engines only)		1		
84	102674601	Valve Guide Driver (for Honda GX620 Gasoline Engines)		1		
85	101641201	Valve Guide Reamer (FE290, FE350, and FE400 only)		1		
86	102674401	Valve Guide Reamer, 6.6 mm (for Honda GX620 Gasoline Engines)		1		

17

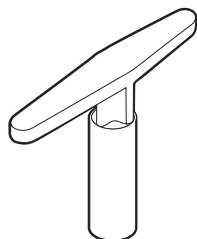
G

E

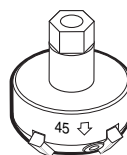
D



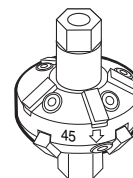
87




88



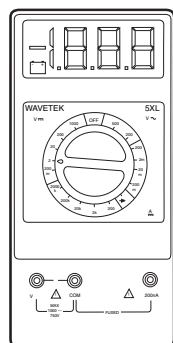
89



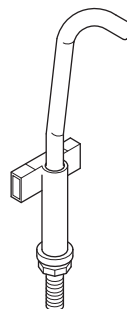
90



91



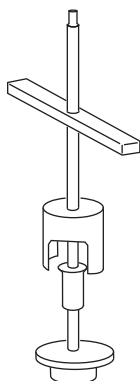
92



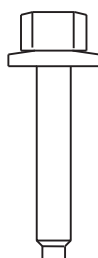
93



94



95



96

MAINTENANCE AND SERVICE TOOLS, CONTINUED

ITEM	PART NO.	DESCRIPTION	QTY DIESEL	QTY GAS	QTY ELEC	17 G E D
		1 2 3 4				
87	1016552	Valve Seat Cutter Guide		1		
88	1016551	Valve Seat Cutter T-Wrench		1		
89	1016553	Valve Seat Cutter, 45° (32 mm diameter) (for FE290 engines only)		1		
90	1016554	Valve Seat Cutter, 45°/30° (35 mm diameter)		1		
91	101641101	Valve Spring Compressor		1		
92	1011480	Volt Ohm Meter	1	1	1	
93	102570401	Tool, Tensioning, Starter Generator (For Precedent vehicles)		1		
94	103601401	Puller, Drive Clutch, XRT 950*		1		
95	103601701	Tool, Disassembly, Driven Clutch, XRT 950		1		
96	103600501	Screw, Driven Clutch Disassembly, M6, XRT 950		1		
		 *Note: The XRT 950 Drive Clutch Puller requires the use of Screw, Driven Clutch Disassembly, CCI Part Number 103600501.				

DID YOU KNOW?

CartPros directs you to the right part using the part numbers from this manual. Enter the part number into our search box and it will find the part you are looking for.

**GET STARTED
HERE**



<https://CartPros.com/f.html>

INDEX

Part Number and Page

AM10753	17-9	1012180	5-13, 5-15	1013924	4-3, 7-15, 8-15
AM10771	17-9	1012181	5-13, 5-15, 5-17	1014007	12-3
AM10079	6-3, 13-11	1012182	5-13, 5-15, 5-17	1014049	11-3
AM10080	12-5	1012285	9-9	1014050	11-3
AM10081	12-5	1012295	6-5	1014051	11-3
AM10419	11-7	1012303	5-11	1014052	11-3
AM10724	8-5	1012431	12-9	1014055	11-3
AM1232301	7-7	1012505	6-3, 13-11	1014056	11-3
CCX8506	16-3, 16-5, 16-7	1012528	10-3, 13-29, 13-31	1014057	11-3
183	11-3, 12-3	1012549	17-9	1014058	11-3
332	10-3	1012560	17-9	1014059	11-3
334	7-15, 8-15	1012565	5-3, 5-5	1014062	11-3
451	10-3, 14-3, 14-5	1012566	5-3, 5-5	1014063	11-3
705	7-15, 8-15	1012571	1-17, 7-15, 8-15	1014065	11-3, 12-9
706	5-11	1012594	12-9	1014070	11-7
808	11-3	1012649	9-3	1014072	11-7
1241	6-23, 10-3	1012711	12-3	1014078	11-7
1242	4-7, 4-9, 4-11, 6-5, 6-23	1012714	12-5	1014080	11-7
1624	6-23	1012740	12-5	1014089	12-9
7174	6-23, 9-9, 10-3, 14-3	1012741	12-5	1014115	17-9
7310	2-3, 2-5	1012747	12-5	1014145	12-9
7330	12-7, 15-3	1012748	12-5	1014153	4-3
7335	12-5, 15-3	1012752	12-3	1014161	17-9
7336	15-3	1012809	17-9	1014162	17-9
7577	16-5, 16-7, 16-9, 16-11	1012811	17-3	1014201	14-3, 14-5
7847	10-3	1012812	17-3	1014207	12-7
7893	6-5	1012830	6-23, 9-9, 10-3	1014259	17-9
8057	12-9	1012836	11-7	1014264	17-9
8058	12-9	1012896	12-3	1014287	11-3
8233	12-3	1012987	12-9	1014288	11-3
8450	11-3	1013001	6-19	1014289	6-19
8639	13-21, 13-23, 13-25, 13-27	1013003	6-19	1014304	13-19, 13-21, 13-23, 13-25, 13-27
8717	12-3, 12-9	1013005	6-19	1014305	17-3
8754	6-23	101301102	6-19	1014375	6-5
1010145	5-13, 5-15, 5-17	1013061	12-3	1014413	1-9, 9-11
1010434	1-15, 1-25, 1-27, 1-31, 1-33, 1-35, 1-37, 4-7, 4-9, 4-11, 13-25, 13-27	1013582	17-3	1014453	11-3
1010577	7-15, 8-15	1013589	12-9	1014454	11-7
1010829	4-5	1013590	12-9	1014496	17-5
1010850	4-3	1013591	12-9	1014497	17-5
1010934	14-3	1013593	17-7	1014498	17-5
1010954	12-9	1013609	6-5	1014507	17-5
1010958	13-21, 13-23, 13-25, 13-27	1013687	9-3	1014508	17-5
1010984	2-3	1013700	9-9	1014510	17-5
1011273	17-5	1013734	10-3, 13-29, 13-31	1014555	5-13, 5-15, 5-17, 13-19, 13-21, 13-23, 13-25, 13-27
1011291	12-7	1013746	9-3, 9-7, 9-15	1014727	12-9
1011415	5-13, 5-15, 5-17	1013760	12-3	1014807	12-9
1011466	4-3	1013768	12-7	1014902	1-33, 1-35, 1-37, 5-17
1011478	17-7	1013769	12-7	1014947	13-29, 13-31
1011480	17-11	1013770	12-7	1015064	12-9
1011697	7-15, 8-15, 9-7, 9-9, 9-15	1013771	12-7	1015137	9-3, 9-7, 9-15
1011767	17-3	1013772	12-7	1015139	9-3
1012098	16-3, 16-5, 16-7, 16-9, 16-11	1013773	12-7	1015143	9-3
1012101	16-7, 16-9, 16-11	1013774	12-7	101524002	6-23
1012151	17-7	1013787	12-7	1015332	7-5, 8-3
		1013792	12-7	1015524	17-5
		1013794	12-7, 15-3		

INDEX

1015583	5-11	1016474	7-9, 8-9	1016585	9-5
1015649	7-5, 8-3	1016479	7-9, 8-9	1016586	8-5
1015814	10-3	1016480	9-7	1016587	7-7, 8-5
101584502	9-9	101648102	9-7, 9-15	1016588	7-7, 8-5
1015917	16-7, 16-9	101648203	7-3, 8-7	1016627	17-7
1015932	6-23	1016483	7-9, 8-9	1016630	6-3
1015969	7-5, 8-3	1016486	9-5	1016663	5-3, 5-5
1016074	6-23	1016489	7-9, 8-9	1016672	12-7
1016103	9-7, 9-15	101649002	9-7, 9-15	1016801	11-3
101611003	17-9	1016494	7-11, 8-11	1016849	6-3, 13-11
1016154	5-3, 5-5	1016496	7-11, 8-11	1016851	6-3, 13-11
101615602	5-5	1016497	8-5	1016883	6-23
1016201	11-3	1016499	9-5	1016904	7-9, 8-9, 10-3
1016203	11-5	1016501	9-5	101705701	1-33, 1-35, 1-37, 3-9
1016214	5-3, 5-5	1016502	7-3, 8-7	1017082	12-3
1016219	5-5	1016506	7-11, 8-11	1017231	12-3
1016289	11-3	1016507	7-5, 8-3	1017235	1-33, 1-35, 1-37, 5-17
1016337	12-5	1016510	7-11, 8-11	1017434	7-9, 8-9
1016338	12-5	1016513	12-3	1017435	8-9
101641002	17-5	1016517	7-9, 8-9	1017442	7-3, 8-7
101641101	17-11	1016518	8-9	1017443	7-9, 8-9, 8-11
101641201	17-9	1016519	8-9	1017444	8-9
101641202	17-3	1016521	7-11, 8-11	1017445	7-9, 8-9
1016413	17-9	1016531	7-5, 8-3	1017446	8-9
1016414	17-9	1016535	7-11, 8-11	1017447	8-11
1016415	17-9	1016537	7-3, 8-7	1017448	7-7, 8-5
1016416	17-3	1016538	7-11, 8-11	101744901	7-13, 8-13
1016417	17-3	1016539	7-5, 8-3	101744902	7-13, 8-13
1016418	17-7	1016541	7-13, 8-13	1017450	7-13, 8-13
101642575	9-5, 9-13	1016542	7-9	101745101	7-13, 8-13
101642578	9-5, 9-13	1016544	7-7, 7-9, 7-11, 8-5, 8-9, 8-11	101745102	7-13, 8-13
101642580	9-5, 9-13	1016545	7-9	1017453	7-13, 8-13
101642582	9-5, 9-13	1016546	9-9	1017454	7-9, 8-9
101642585	9-5	1016547	7-5, 8-3, 8-13, 9-7, 9-15	1017455	7-7, 8-5
1016429	7-3, 8-7	1016549	7-9, 8-9	1017456	7-3, 8-7
1016432	7-3, 8-7, 12-3	1016551	17-11	101745701	7-13, 8-13
1016436	7-9, 8-9	1016552	17-11	101745702	7-13, 8-13
1016437	9-5	1016553	17-11	1017458	7-3, 8-7
1016438	9-7, 9-15	1016554	17-11	1017460	7-3, 8-7
1016440	7-9, 8-9, 9-7, 9-15	1016560	8-9	1017461	9-5
1016441	9-7, 9-15	1016561	7-7, 8-5	1017463	7-7, 8-5
1016444	9-7, 9-15	1016562	7-7, 7-13, 8-5, 8-13	1017466	9-7, 9-15
1016445	8-5	1016563	7-9, 8-9	1017468	8-5
1016449	7-9, 8-9	1016564	7-11, 8-11	1017471	7-13, 8-13
1016450	7-9, 8-9	1016566	7-9, 8-9	1017472	7-11, 8-11
1016452	7-9, 8-9	1016569	7-9, 8-9	1017473	7-9, 8-9
1016453	7-11	1016570	7-3, 8-7	1017474	7-5, 8-3
1016454	7-11, 8-11	1016571	7-13, 8-13	1017475	7-5, 8-3
1016455	7-7, 8-5	1016572	9-7, 9-15	1017476	7-5, 8-3
1016456	7-5, 8-3, 8-5	1016576	7-3, 8-7	1017486	7-5, 8-3
1016457	7-3, 8-7	1016578	8-5	1017487	7-11, 8-11
1016458	7-9, 8-9	1016579	8-5	1017490	7-7, 8-5
1016467	7-3, 8-7	1016581	7-3, 8-7	1017500	8-3
1016470	7-13, 8-13	1016582	9-7, 9-15	1017501	7-13, 8-13
1016472	7-11, 8-11	1016583	7-9, 8-9	1017502	7-13, 8-13
1016473	7-3, 8-7	1016584	7-11, 8-11	1017503	7-13, 8-13

**INDEX**

1017504	7-11, 8-11	101828901	16-7, 16-9, 16-11	101878101	6-19
1017507	7-3, 8-7	101828902	16-7, 16-9, 16-11	101879001	6-19
1017508	7-11, 8-11	101828903	16-7	101881101	8-5
1017510	7-13, 8-13	101828904	16-5	101884801	7-15, 8-15
1017512	7-13, 8-13	101828905	16-5	101886101	12-3
1017513	7-11, 8-11	101828906	16-5	101887101	17-3
1017514	7-11, 8-11	101830701	6-3, 13-11	101887601	7-5, 8-3, 9-7, 9-15
101751801	7-11, 8-11	101831101	16-7	101889401	12-5
101751802	7-11, 8-11	101831401	13-19	101890001	12-5
101751803	7-11, 8-11	101831701	16-9	101890101	12-3
1017686	11-7	101831801	17-5	101890201	12-3
1017689	10-3	101831901	17-3	101890501	12-3
101769302	2-3	101832001	13-19, 13-21, 13-23, 13-25, 13-27	101890601	12-3
101773301	7-13, 8-13	101832202	9-9	101890901	12-7
101773302	7-13, 8-13	101832302	9-9	101891001	12-7
101773303	7-13, 8-13	101832601	7-15, 8-15	101891301	12-3
101773304	7-13, 8-13	101832701	7-15, 8-15	101891401	12-7
101773305	7-13, 8-13	101833101	7-15, 8-15	101891501	12-7
101773306	7-13, 8-13	101833401	11-7	101891601	12-5
101773307	7-13, 8-13	101833601	12-3	101891901	12-5
101773308	7-13, 8-13	101833701	6-19	101892001	12-5
101773309	7-13, 8-13	101833902	11-3	101892201	12-5
101773310	7-13, 8-13	101834001	11-7	101892301	12-5
101773311	7-13, 8-13	101834502	6-3, 13-11	101892401	12-5
101791101	4-3	101834601	7-15, 8-15	101892501	12-5
101795701	13-19, 13-21, 13-23, 13-25, 13-27	101834801	12-3	101892601	12-5
101797701	13-21, 13-25	101836201	11-7	101892701	12-7
101797801	13-21, 13-23, 13-25, 13-27	101837301	6-23	101892901	12-3
101802201	16-7	101838201	16-9	101893201	12-5
101802202	16-7	101838301	16-9	101893801	12-3
101802203	16-7	101838401	16-9, 16-11	101893901	12-5
101808401	17-3	101838501	16-9	101895401	15-3
101809101	17-5	101838601	16-9, 16-11	101895501	15-3
101811401	1-9, 9-11	101851101	6-3, 13-11	101896501	6-19
101813202	17-3	101856002	13-13	101897001	15-3
101815501	4-3	101856201	1-9, 9-11	101897201	15-3
101815502	4-3	101865805	13-25, 13-27	101897401	15-3
101816301	4-3	101869302	6-19	101897601	15-3
101816501	4-3	101871001	17-3	101898001	6-5
101816502	4-3	101874901	6-19	101903601	15-3
101820201	9-7, 9-15	101875001	6-19	101903701	15-3
101823101	17-9	101875102	6-19	101905901	9-5
101823201	4-3	101875201	6-19	101906901	15-3
101823301	4-3	101875301	6-19	101908401	13-13
101823302	4-3	101875401	6-19	101908701	13-29, 13-31
101823801	4-3	101875501	6-19	101909201	8-5
101823901	4-3	101875601	6-19	101909301	8-5
101824001	4-3	101875701	6-19	101909401	8-5
101824002	4-3	101875802	6-19	101910501	12-7
101824401	9-3	101876001	6-19	101914401	16-7, 16-9
101825101	3-3, 3-5	101876202	6-19	101916001	8-13
101827101	7-15, 8-15	101876301	6-19	101916101	7-5, 8-3
101828301	16-7	101876402	6-19	101916201	8-5
101828501	16-7, 16-9	101876501	6-19	101916301	7-7, 8-5
101828801	16-5, 16-7	101877601	6-19	101916701	6-23, 11-3
101828802	16-5, 16-7	101877701	6-19	101920101	14-3, 14-5

INDEX

101922101	15-3	102065901	7-15, 8-15	102296040	6-5, 12-9
101922201	15-3	102169401	17-7	102296140	1-21, 1-23
101923001	15-3	102186001	14-3, 14-5	102296401	1-21, 1-23
101923201	15-3	102186101	14-3, 14-5	102296530	1-15, 1-25, 1-27, 1-33, 1-35, 1-37
101923501	15-3	102186201	14-3, 14-5	102296601	1-17
101923701	15-3	102186401	14-3, 14-5	102296716	13-29, 13-31
101923901	15-3	102186701	14-3, 14-5	102296819	1-7
101926901	12-3	102186901	14-3, 14-5	102296920	12-9, 13-13
101927101	12-3	102187001	14-3	102297001	1-7
101927201	12-3	102187101	14-3, 14-5	102297125	1-15, 9-11
101927301	12-3	102196901	13-11	102297230	1-17, 1-27
101927501	12-5	102235201	14-3, 14-5	102297901	4-7, 4-9, 4-11
101927601	12-5	102240501	13-29, 13-31	102298020	1-29, 13-19, 13-21, 13-23, 13-25, 13-27, 13-29, 13-31
101927701	12-5	102241501	17-7	102298030	1-9, 1-11, 1-17, 1-25, 4-7, 4-9, 4-11
101927901	12-5	102241502	17-7	102298116	5-7
101928001	12-5	102242101	11-7	102298130	5-7
101928101	12-5	102243402	17-7	102298170	5-13, 5-15, 5-17
101928301	12-7	102243403	14-3, 14-5	102298185	5-13, 5-15, 5-17
101928601	12-3	102248803	17-7	102298240	1-15, 1-17, 1-25, 1-27
101928701	12-3, 15-3, 17-7	102249901	17-3	102298401	1-3, 1-21, 1-23, 5-13, 5-15, 5-17
101929802	11-3	102251501	17-7	102298580	1-17
101933101	17-7	102273201	16-5	102298601	1-17
101939901	6-19	102273301	16-5	102298716	1-17, 1-29
101942301	14-3, 14-5	102273401	16-5	102298720	1-25, 1-31, 1-33, 1-35, 1-37
101953802	8-3	102273601	16-5	102298745	1-31, 1-33, 1-35, 1-37
101958201	16-11	102273701	16-3, 16-5	102299065	1-19, 1-21, 1-23
101958301	16-11	102273801	16-3, 16-5	102299360	1-21, 1-23
101960501	3-3	102273901	16-3, 16-5	102299601	1-21, 1-23
101963401	7-15, 8-15	102274001	16-5	102304801	7-9, 8-9
101964201	13-23, 13-27	102279001	1-17	102330901	17-9
101972001	17-7	102279103	1-17	102336001	9-9
101972002	17-7	102279104	1-17	102353101	5-11
101972003	17-7	102287101	5-9	102353201	5-11
101972004	17-7	102287601	5-9	102353301	5-11
101972005	17-7	102287701	5-9	102355301	6-5
101972006	17-7	102288101	5-9	102356601	15-3
101972007	17-7	102288401	5-11	102356801	15-3
101972009	17-7	102288601	5-19	102357001	15-3
101972011	17-7	102288701	5-11	102357701	5-11
101972012	17-7	102288901	5-9	102400002	1-21, 1-23
101972101	15-3	102289001	5-19	102400102	1-21, 1-23
101972201	15-3	102289101	5-11	102400202	1-19
101973101	9-5	102289201	5-11, 5-19	102400302	1-19
101973301	9-5	102289401	5-9	102430901	8-13
101973401	9-7, 9-15	102289501	5-9, 5-11	102431001	8-11
101973501	16-11	102289601	5-9	102453001	12-5
101976601	16-11	102289701	5-9	102453101	12-5
101979101	12-9	102289801	5-11	102491501	13-19, 13-21, 13-23, 13-25, 13-27
101980801	12-5	102289901	5-9	102500501	1-17
101980901	12-5	102290120	5-3, 5-7	102500601	1-17
101981001	12-5	102292201	4-7, 4-9, 4-11	102500801	4-7, 4-9, 4-11
101987501	16-11	102292356	1-7, 1-29, 13-19, 13-21, 13-23, 13-25, 13-27	102501401	1-17
102003201	9-3	102292701	1-17, 1-29	102501402	1-17
102022601	5-19	102292801	4-5	102501501	1-5
102031901	12-7	102296020	1-5, 6-5, 9-3, 9-11	102502301	1-17
102061201	17-9				

INDEX

102502302	1-17	102513501	1-21, 1-23	102544201	1-19, 1-21, 1-23
102502304	1-17	102513701	9-3	102544901	1-33, 1-35, 1-37, 5-17
102502305	1-17	102514201	9-3	102545601	1-17
102502306	1-17	102514401	1-9, 9-11	102545602	1-17
102502307	1-17	102514601	12-9	102551701	1-15, 1-27
102502308	1-17	102514701	9-3	102551901	4-7, 4-9, 4-11
102502309	1-17	102515001	6-3, 6-17	102552001	4-7, 4-9, 4-11
102502311	1-17	102515101	6-3	102554901	12-9
102502313	1-17	102515301	12-9	102555501	17-3
102502401	1-5	102515401	12-3	102555901	3-5
102502402	1-5	102515501	12-9	102556701	2-5
102502404	1-5	102515601	12-9	102556801	2-5
102502405	1-5	102516901	1-11	102557201	1-7
102502406	1-5	102517001	1-15, 1-27	102557801	2-3, 2-5
102502407	1-5	102517801	3-3	102558201	9-11
102502408	1-5	102517901	3-3	102558301	9-11
102502409	1-5	102518001	3-5	102558401	9-11
102502411	1-5	102519201	3-3	102558501	9-11
102502413	1-5	102519301	3-3, 3-5	102558601	9-11
102502501	1-5	102520701	1-23	102558701	9-11
102502901	1-17	102520702	1-21	102558801	4-13
102503001	1-17	102521301	9-11	102558901	4-13
102503221	1-15, 1-25, 1-27, 1-33	102521401	9-11	102559001	4-13
102503222	1-15, 1-25, 1-27, 1-35	102521901	1-29	102559101	4-13
102503224	1-15, 1-25, 1-27, 1-37	102522601	2-3, 2-5	102559301	4-13
102503225	1-15, 1-25, 1-27	102522604	2-3	102559401	4-13, 4-15, 4-17
102503901	1-15	102522605	2-3	102559601	4-13
102504001	1-15, 1-27	102522609	2-3, 2-5	102559701	4-13, 4-15, 4-17
102504201	1-15, 1-27	102522901	6-3, 13-11	102562401	17-3
102504301	1-15, 1-27	102523901	1-29	102562701	1-13
102504501	1-15	102526201	12-3	102562801	1-13
102504802	1-29	102531001	1-31, 1-33, 1-35, 1-37	102562901	1-13
102505701	5-9	102531402	1-31, 1-33, 1-35, 1-37	102563001	4-13
102506201	5-13, 5-15, 5-17	102531501	1-25, 1-33, 1-35, 1-37	102563101	4-13
102506301	5-13, 5-15, 5-17	102531601	1-31, 1-33, 1-35, 1-37	102564901	5-19
102506401	5-13, 5-15, 5-17	102531701	1-25, 1-33	102565101	5-19
102506601	5-13, 5-15, 5-17	102531702	1-25, 1-35	102565201	5-19
102508202	1-11	102531704	1-25, 1-37	102565301	5-19
102508401	13-13	102534001	13-19	102565701	5-19
102508601	13-11	102534201	1-3, 1-31, 1-33, 1-35, 1-37	102565801	5-19
102508701	13-11	102534403	1-5	102565901	5-19
102508901	1-23	102534404	1-5	102566001	5-19
102508902	1-21	102534801	1-33, 1-35, 1-37, 5-17	102566101	5-19
102509301	5-15	102536601	6-3, 13-11	102568701	1-15, 1-27
102510001	13-11	102536602	6-3	102569304	2-3
102511101	13-13	102536603	13-11	102569309	2-3, 2-5
102511301	13-19	102536605	13-11	102570401	17-11
102511302	13-19	102538101	3-3	102570901	1-33
102511601	1-23	102538201	3-5	102570902	1-35
102511602	1-21	102538601	13-13	102570904	1-37
102511702	1-9	102540301	7-15, 8-15	102571202	13-25, 13-27
102512001	12-9	102540601	2-5	102572201	1-25, 1-33, 1-35, 1-37
102512401	1-21, 1-23	102540701	2-5	102572401	13-11
102513001	5-13	102540901	3-3	102573101	1-25, 1-33, 1-35, 1-37
102513102	4-7, 9-9	102541425	1-25, 1-33, 1-35, 1-37	102574801	1-25, 1-33, 1-35, 1-37
102513301	1-21, 1-23	102543902	1-19	102574901	1-25, 1-33, 1-35, 1-37

INDEX

102575101	1-25, 1-33, 1-35, 1-37	102838901	6-21	103384701	3-7
102575201	1-25, 1-33, 1-35, 1-37	102839001	6-21	103384801	3-7
102584701	1-31, 1-33, 1-35, 1-37	102839301	6-21	103388501	5-9
102584801	1-31, 1-33, 1-35, 1-37	102841101	6-21	103395401	13-17
102585901	10-3	102844401	6-21	103395402	13-15
102586201	6-9	102844601	6-21	103395501	13-17
102587401	4-13	102844701	6-21	103395503	13-15
102587501	4-13	102865101	9-3	103397901	16-5, 16-7
102588301	9-11	102878201	5-9	103402701	1-7
102588501	5-13, 5-15, 5-17	102886301	15-3	103403401	13-31
102588601	5-9	102886401	15-3	103413901	13-21, 13-23, 13-25, 13-27
102588701	4-13	102886501	15-3	103414901	16-5, 16-7
102588901	4-13	102886601	15-3	103421801	13-5, 13-9
102590001	13-5, 13-9	102915601	1-7	103423001	1-13
102594301	4-7, 4-9, 4-11	102952202	9-3	103423002	1-13
102595012	4-17	102956201	5-9	103423004	1-13
102595015	4-15	102956401	13-15	103428501	16-3
102595101	4-9	102958001	13-15, 13-17	103428601	16-3
102595201	4-15, 4-17	102967901	1-17	103428701	16-3
102595301	4-15, 4-17	103010101	9-3	103429001	16-3
102595401	4-15, 4-17	103196001	1-21, 1-23	103429101	16-3
102595502	4-15	103199301	1-21, 1-23	103429201	16-3
102595601	4-17	103200301	1-21, 1-23	103429301	16-3
102595701	4-15, 4-17	103205101	1-21, 1-23	103429501	16-3
102595801	4-17	103209501	5-7	103429601	16-3
102595901	4-15, 4-17	103210101	1-21, 1-23	103429701	16-3
102596001	4-15, 4-17	103226201	13-15, 13-17	103434001	16-3
102601501	17-5	103226301	13-15, 13-17	103439901	16-3
102603501	17-5	103226401	13-15, 13-17	103446601	13-29, 13-31
102605201	17-5	103226601	13-15, 13-17	103446701	5-11
102606101	17-5	103226701	13-15, 13-17	103447901	1-13
102607501	17-5	103238501	3-7	103449601	13-5, 13-9, 13-29
102668801	17-9	103327601	1-15, 1-27	103458601	2-3, 2-5
102669901	17-7	103327701	4-13	103459101	2-3, 2-5
102674001	17-5	103330601	1-3	103477901	5-11
102674101	17-5	103344301	4-13	103490901	5-11
102674201	17-5	103345701	11-3	103491001	5-11
102674401	17-9	103347101	6-21	103496801	6-5
102674601	17-9	103347301	6-21	103496901	13-5
102675001	17-5	103347601	6-21	103498501	13-29, 13-31
102675101	17-5	103347701	6-21	103507101	9-15
102675201	17-5	103347901	6-21	103507201	9-15
102675301	17-5	103357701	13-19, 13-21, 13-23, 13-25, 13-27	103507301	9-15
102675401	17-5	103358501	13-19	103510601	13-17
102686101	17-3	103367901	13-29, 13-31	103512801	16-3
102704801	14-3, 14-5	103368301	13-19, 13-21, 13-23, 13-25, 13-27	103512901	16-3
102704901	14-3, 14-5	103368401	13-19, 13-21, 13-23, 13-25, 13-27	103514801	13-9
102711001	6-21	103369401	13-31	103517401	16-3
102751601	9-3	103374801	13-21, 13-23, 13-25, 13-27	103517601	16-5
102753401	8-9	103375301	13-19, 13-21, 13-23, 13-25, 13-27	103528501	4-5
102771701	15-3	103375401	13-19, 13-29, 13-31	103528601	4-5
102803301	6-5	103375501	13-19, 13-21, 13-23, 13-25, 13-27	103528701	4-5
102806201	13-29	103375701	13-5, 13-9	103528702	4-5
102806203	13-29	103376001	13-19, 13-21, 13-23, 13-25, 13-27	103528801	4-5
102838701	6-21	103379601	12-11	103535001	4-5, 4-7, 4-9, 4-11
102838801	6-21	103384601	3-7	103536501	6-13

INDEX

103572501 14-5
103615601 7-9
103615701 7-9
103615801 7-13
103615901 7-11
1036161 7-13
103616201 7-13
103616301 7-9
103616401 7-11
103616501 7-7
103616601 7-7
103616701 7-7
103616801 7-7
103616901 9-13
103628701 5-11
103635201 1-29
103638601 5-11
103638701 5-11
103638702 5-11
103638801 5-11
103639401 13-29
103678001 1-29
103678101 1-29
103683001 1-29
103699401 1-27
103717001 16-3
103717002 16-3
103717003 16-3
103720201 1-27
103724503 5-3
103724601 5-3
103724901 5-3
103779601 16-3
103781101 9-3
103781201 9-3
103783001 5-3
103783002 5-3
103783003 5-3
103783004 5-3
103796701 5-3
103797301 5-3
103810201 5-7
103816601 1-5
96704416 7-15, 8-15

A

absorber, front shock 5-9
absorber, rear shock 5-13, 5-15, 5-17
AC cord 16-5, 16-7, 16-9, 16-11
AC cord bushing 16-3, 16-5
AC cord receptacle 16-11
AC cordset 16-3
accelerator cable 4-7, 9-9
accelerator pedal 4-13
accelerator pedal adjustment tool 17-3
accelerator pedal pad 4-13

access panel 1-17
adapter
 cable (IQDM) 17-7
adhesive, guide ring 17-3
adjuster
 hydraulic brake 17-7
adjuster, lash 8-11
air filter 9-11
air filter canister evacuation valve 9-11
air intake assembly 9-11
air intake cover 9-11
air intake hose 9-11
ammeter 16-3, 16-5, 16-7, 16-9, 16-11
arbor 17-3
arm
 governor 12-3
 pivot 12-3
 rocker 7-9, 8-9
armature 6-19, 14-3, 14-5
armature conversion kit 6-19
armrest 1-13, 1-25, 1-33, 1-35, 1-37
assembly
 armature 6-19
 axle 12-7
 brake lever 4-3
 brush connector 6-19
 brush holder 6-19
 carburetor 9-5
 connecting rod 7-13, 8-13
 cylinder head 8-9
 drive hub 11-3
 driven clutch 11-7
 driven clutch fixed-face 11-7
 field coil 6-19
 float 9-5
 frame and field (motor) 14-3, 14-5
 fuel tank vent 9-3
 governor 12-5
 idle screw 9-5
 moveable-face 11-3, 11-7
 pilot air screw 9-5
 plug cap 7-7, 8-5
 score card plate 5-5
 secondary clutch weight 11-3
axle 12-7, 15-3
axle shaft oil seal 12-7, 15-3
axle tube 15-3

B

backing plate, brake 4-3
backrest 1-15, 1-25, 1-27, 1-33, 1-35, 1-37
bag hoop 1-15, 1-27
bag strap 1-15, 1-27
bag strap buckle 1-15, 1-27
bag, desiccant 11-3
ball bearing 7-11, 8-11

ball joint 5-19
ball stud 12-9
ball, bearing 5-11, 5-19, 6-21
ball, shifter 12-5
ball, steel pressure relief 7-3, 8-7
band, RPM limiter mount 8-5
barb, vent 9-3
barrel, plastic 1-15, 1-25, 1-27, 1-31, 1-33, 1-35, 1-37, 4-7, 4-9, 4-11, 13-25, 13-27
battery 6-5
 8-volt 13-21, 13-25
battery bucket 13-19, 13-21, 13-23, 13-25, 13-27
battery cap 13-21, 13-23, 13-25, 13-27
battery cap, 6-volt 13-19
battery charger 16-5, 16-7, 16-9, 16-11
battery charger case 16-5, 16-7, 16-9, 16-11
battery charger handle 16-5
battery charger transformer 16-5, 16-7, 16-9, 16-11
battery charger wire harness 13-5, 13-9
battery clamp 6-5
battery condition indicator 13-11
battery discharge machine 17-3
battery light 13-11
battery separator 13-19
battery terminal protector spray 17-3
battery thermometer 17-3
battery, 12-volt, Trojan T1275, moist 13-19
battery, 12-volt, Trojan T1275, wet 13-19
battery, 8-volt, Trojan T890 13-23, 13-27
bearing 15-3
 ball 5-11, 5-19, 6-21, 7-11, 8-11
 ball (motor) 14-3, 14-5
 idler 11-3
 inner axle tube 12-7, 15-3
 needle 12-5
 outer axle tube 12-7
bearing and oil seal remover 17-3
bearing driver set 17-3
bearing puller 17-3
bearing puller wedge 17-3
beauty panel, front 1-5
beauty panel, rear 1-17
bellows, steering 5-19
belt, drive 11-5
belt, starter/generator 6-23, 11-3
bezel, FNR 12-9
body kick plate 1-9, 1-11
body, front 1-5, 1-17
body, under 1-17
bolt, U- 1-33, 1-35, 1-37, 5-17
boot, switch 13-13
bottom seat 1-13
bracket
 accelerator cable 9-9

INDEX

- adjustable starter/generator 6-23
- governor cable 9-9
- muffler mounting 10-3
- oil filter mount 7-3, 8-7
- oil level switch 7-11, 8-11
- relay mounting 16-9
- RPM limiter 8-5
- shock absorber 5-13, 5-15, 5-17
- shock mounting 5-13, 5-15, 5-17
- snubber 7-15, 8-15
- starter/generator mounting 6-23
- throttle spring return 9-7, 9-15
- bracket, carburetor intake manifold 9-15
- bracket, clamshell 1-29
- brake adjusting mechanism 4-3
- brake adjustment tool 17-3
- brake backing plate 4-3
- brake cable release tool 17-3
- brake cluster 4-3
- brake drum 4-3
- brake lever 4-3
- brake pedal 4-13
- brake pedal adjustment tool 17-3
- brake pedal pad 4-13
- brake pedal tension tool 17-3
- brake return spring 4-13
- brake rod 4-13, 4-15, 4-17
- brake self-adjusting mechanism 4-3
- brake shoe 4-3
- brake spring 4-3
- breaker, circuit 16-3, 16-5, 16-7, 16-9, 16-11
- breather 12-3, 15-3
- brow 1-5
- brow cap 1-5
- brush 14-3, 14-5
- brush and screw set 6-19
- brush box assembly 14-3, 14-5
- brush connector 6-19
- brush cover kit, starter/generator 6-21
- brush holder 6-19
- brush inspection port cover 6-19
- brush plate
 - starter/generator 6-21
- brush port cover 6-19
- brush rigging 14-3, 14-5
- brush spring 6-21, 14-3, 14-5
- brush spring set 6-19
- brush spring, starter/generator 6-21
- brush terminal, starter/generator 6-21
- bucket, battery 13-19, 13-21, 13-23, 13-25, 13-27
- bucket, gas vehicle 9-3
- buckle, bag strap 1-15, 1-27
- bumper 1-3
 - drive unit (motor) 14-3, 14-5
- jounce 1-33, 1-35, 1-37, 5-17
- bushing 5-9, 5-11, 5-13, 5-15, 5-17, 11-3
 - AC cord 16-3, 16-5
 - steel 5-11
 - urethane 5-11
- button, drive 11-7
- buzzer, reverse 6-3, 13-11
- C**
- cable
 - accelerator 4-7, 9-9
 - governor 9-9
 - IQDM 17-7
- cable support bracket 12-9
- calibration test module 17-3
- cam
 - driven clutch 11-7
 - neutral lockout 12-9
- cam installation tool 17-3
- camshaft 8-11
- camshaft shim 7-11, 8-11
- canopy 1-21, 1-23
- canopy bracket 1-17
- canopy component kit 1-23
- canopy cover 1-19, 1-21, 1-23
- canopy drain cover 1-21, 1-23
- canopy handle 1-21, 1-23
- canopy hardware 1-21, 1-23
- canopy support 1-21, 1-23
- cap
 - battery 13-21, 13-23, 13-25, 13-27
 - battery, 6-volt 13-19
 - dust 13-11
 - fuel tank 9-3
 - key switch 6-3, 13-11
 - plug 7-7, 8-5
- cap, SAM 1-19
- carburetor 9-5
- carburetor adapter 9-15
- carburetor float level tool 17-7
- carburetor gasket 9-7, 9-15
- carburetor insulator 9-7, 9-15
- carburetor mounting gasket 9-7, 9-15
- card, safety first 17-9
- case
 - battery charger 16-5, 16-7, 16-9, 16-11
 - differential gear 12-7
 - gear 12-3, 15-3
 - rocker 8-9
- case, charger 16-3
- charger bezel tool 17-3
- charger board relay 16-3
- charger case 16-3
- charger hardware 16-3
- charger legs 16-3
- charger wires 16-3
- charger, battery 16-5, 16-7
- choke bottom rod 1-9, 9-11
- choke lever 1-9, 9-11
- circuit breaker 16-3, 16-5, 16-7, 16-9, 16-11
- clamp
 - battery 6-5
 - cable retaining 9-9
 - hose 9-3, 9-7, 9-15
 - muffler hose 10-3
- clamshell bracket 1-29
- clip, body trim 1-17, 1-29
- clip, score card 5-3, 5-5
- cluster idler gear 12-5
- cluster, brake 4-3
- clutch alignment tool 17-5
- clutch pulley 11-3
- clutch removal tool 17-3
- clutch repair kit 11-7
- clutch tool kit 17-5
- clutch weight 11-3
- clutch, drive 11-3
- clutch, driven 11-7
- coil, field 6-19
- coil, ignition 8-5
- collet 7-9, 8-9
- column, steering 5-7
- communication display module 17-5
- component mounting plate 13-31
- compression gauge 17-5
- compression spring 1-9, 9-11
- compressor, piston ring 17-9
- compressor, valve spring 17-11
- connecting rod 7-13, 8-13
- connector tube, handrail 1-25, 1-33, 1-35, 1-37
- connector, 9-pin 6-3, 6-17, 13-11
- connector, a- 6-19
- continuity tester 17-5
- controller shield 13-29, 13-31
- controller, motor speed 13-29
- cord connector 7-11, 8-11
- cord set, DC 16-5
- cord, AC 16-5, 16-7, 16-9, 16-11
- cord, DC 16-7, 16-9, 16-11
- Cordset
 - PD3, AC 114" 16-3
 - PD3, AC 80" 16-3
 - PD3, DC 113" 16-3
 - PD3, DC 154" 16-3
 - PD3, DC 205" 16-3
- counterbalance guide shaft 7-13, 8-13
- counterbalance weight 7-13, 8-13
- coupler, SPWS 13-15, 13-17
- cover
 - air intake 9-11
 - brush inspection port 6-19
 - brush port 6-19

INDEX

crankcase 7-11, 8-11
dust 4-3
oil pump 7-3, 8-7
cover plate 14-3, 14-5
cover, canopy drain 1-21, 1-23
crankcase 8-13
crankcase cover 7-11, 8-11
crankcase vent tube 9-7, 9-15
crankshaft 7-13, 8-13
crankshaft rod 7-13, 8-13
crankshaft shim 7-13, 8-13
current limiter 16-11
cushion, shock absorber 5-13, 5-15, 5-17
cutter, valve seat 17-5, 17-11

D

damper, RPM limiter 8-5
dash support assembly 5-9
DC cord 16-7, 16-9, 16-11
DC cord set 16-5
DC cordset 16-3
decal
 battery tag 3-7
 battery weight warning 3-7
 CE mark 13-25, 13-27
 Club Car clip 3-3
 four-passenger warning 1-33, 1-35, 1-37, 3-9
 frame ground warning 3-3
 gas and governor warning 3-3
 IR/Club Car 1-29
 on/off 3-3, 3-5
 operating instructions 3-3, 3-5
 operating instructions (electric) 3-5
 operating instructions (gas) 3-3
 private speed mode 3-5
 rollover warning 3-3, 3-5
 rotating parts 3-3
 Run/Tow warning 3-7
 warning 3-7
 warning, battery weight 3-7
 warning, Run/Tow 3-7
 water exposure 3-7
desiccant bag 11-3
DF-terminal insulator 6-19
diesel tachometer probe 17-9
differential
 drive unit 15-3
differential gear 12-7, 15-3
differential gear case 12-7
differential housing 15-3
differential idler gear 12-7
differential pin 12-7
diode, tow switch 13-5, 13-9
dipstick 7-5, 8-3
drain channel 1-7

drain plug 7-3, 8-7
drain plug gasket 7-3, 8-7, 12-3
drain plug, rubber 6-21
drive belt 11-5
drive button 11-7
drive clutch 11-3
drive clutch button 11-3
drive clutch fixed sheave tool 17-5
drive clutch fixed-face 11-3
drive clutch holder tool 17-5
drive clutch hub puller 17-5
drive clutch puller 17-5
drive clutch spider removal tool 17-5
drive clutch spring 11-3
drive clutch weight 11-3
drive hub 11-3
drive unit bumper 14-3, 14-5
driven clutch 11-7
driven clutch button 11-7
driven clutch cam 11-7
driven clutch cam puller 17-5
driven clutch fixed-face assembly 11-7
driven clutch puller plug 17-5
driven clutch spring compression base tool 17-5
driven clutch spring compression collar tool 17-5
driven clutch spring compression nut tool 17-5
driver, drive clutch 11-3
drum, brake 4-3
dry moly lubricant 17-7
dust cap 13-11
dust cover 4-3
dust seal 5-19

E

electrical component mounting plate 13-31
end bell, commutator 6-19
end bell, output shaft 6-19
end cap, motor 14-3, 14-5
end, tie rod 5-19
engine mounting plate 7-15, 8-15
engine shroud 7-5, 8-3
engine, FE350 CW without ACR 8-3
engine, FE350 S26 7-5
exhaust system 10-3
exhaust valve 7-9, 8-9

F

face, moveable 11-3, 11-7
fan housing 7-5, 8-3
fan shroud 7-5, 8-3
fan, flywheel 7-7, 8-5
fascia 1-5
field coil 6-19

field coil housing 6-19
fill plug 12-3
filter
 air 9-11
 fuel 9-3
 oil 7-3, 8-7
 oil pump 7-3, 8-7
fixed-face, drive clutch 11-3
fixed-face, driven clutch 11-7
float 9-5
floor cover plate 4-7, 4-9, 4-11
floor mat 1-31, 1-33, 1-35, 1-37
floormat 1-29
flywheel 8-5
flywheel fan 7-7, 8-5
flywheel fan plate 7-7, 8-5
flywheel puller 17-7
FNR bezel 12-9
FNR handle 12-9
FNR housing 13-13
FNR shift lever 12-3
FNR shifter 12-9
FNR shifter base 12-9
foam tape 1-17
foot deck 1-31, 1-33, 1-35, 1-37
fork, shift 12-5
four-passenger conversion kit 1-33, 1-35
four-passenger kit 1-37
frame and field assembly (motor) 14-3, 14-5
frame and field, starter/generator 6-21
front body 1-5, 1-17
front body, beauty panel 1-5
front suspension structure 5-9
F-terminal hardware 6-19
f-terminal insulator 6-19
fuel filter 9-3
fuel line 9-3, 9-7, 9-15
fuel pickup tube 9-3
fuel tank 9-3
fuel tank cap 9-3
fuel tank hold-down 9-3
fuel tank vent 9-3
fuse 16-7, 16-9, 16-11
 10-amp 6-5
 15-amp 13-13
 charger 16-3, 16-5
fuse cover, sealed 6-5

G

gasket 15-3
 air intake 9-11
 carburetor 9-7, 9-15
 carburetor mounting 9-5, 9-7, 9-15
 crankcase cover 7-9, 8-9, 8-11
 drain plug 7-3, 8-7, 12-3
 exhaust 7-9, 8-9, 10-3

INDEX

head 7-9, 8-9
insulator 7-9, 8-9, 9-7, 9-15
liquid 12-3, 15-3, 17-7
rocker case 7-9, 8-9
gasket kit, FE350 7-9, 8-9
gauge, compression 17-5
GCOR 4-13
gear
 case 12-3, 15-3
 cluster idler 12-5
 differential 12-7, 15-3
 differential idler 12-7, 15-3
 differential output 15-3
 helical 7-13, 8-13, 12-5, 12-7
 spur 7-13, 8-13, 12-5
 steering 5-19
 synchro 12-5
gear yoke 17-7
governor 12-5
governor arm 12-3
governor cable 9-9
governor cable bracket 9-9
governor shaft installation tool 17-7
governor shield 9-7, 9-15
grip, pencil 5-3, 5-5
grommet 9-3
guide
 intake valve 8-9
 valve 8-9
 valve seat cutter 17-11
guide ring adhesive 17-3

H

hand rail 1-31, 1-33, 1-35, 1-37
handle, battery charger 16-5
handle, FNR 12-9
handrail connector tube 1-25, 1-33, 1-35, 1-37
hardware kit, charger 16-3
hardware, F-terminal 6-19
harness, instrument panel 6-3, 6-17, 13-11
harness, wire 6-9, 13-5, 13-9
harness, wire, battery charger 13-5, 13-9
head gasket 7-9, 8-9
head, cylinder 8-9
heatsink 16-5
heatsink and rectifier 16-7, 16-9, 16-11
helical gear 7-13, 8-13, 12-5, 12-7
hinge 13-19, 13-21, 13-23, 13-25, 13-27
hip restraint 1-13, 1-25, 1-33, 1-35, 1-37
hold-down, fuel tank 9-3
hoop, bag 1-15, 1-27
hose, air intake 9-11
hose, fuel 9-3
hose, SPWS 13-15, 13-17
housing
 3-pin 14-3, 14-5

differential 15-3
fan 7-5, 8-3
field coil 6-19
hub 5-11
hub, synchronizer clutch 12-5
hubcap 5-11
hydraulic brake adjuster 17-7
hydrometer 17-7

I
idle screw assembly 9-5
idler bearing 11-3
idler gear, differential 15-3
ignition coil 8-5
inner frame snubber 7-15, 8-15
input shaft 15-3
insert, synchronizer 12-5
instrument panel 6-3, 13-11
instrument panel harness 6-3, 6-17, 13-11
insulator gasket 7-9, 8-9, 9-7, 9-15
insulator, carburetor 9-7, 9-15
intake assembly 9-11
intake cover 9-11
intake hose 9-11
intake pipe 9-7
intake valve 8-9
intermediate shaft 15-3
internal retaining ring pliers 17-7
IQ display module (IQDM) 17-7

J

J-clip 1-17
jet, main 9-5, 9-13
jet, pilot 9-5
joint
 ball 5-19
jounce bumper 1-33, 1-35, 1-37, 5-17
jounce bumper bracket 1-33, 1-35, 1-37, 5-17

K

key
 crankshaft 7-7, 7-13, 8-5, 8-13
 driven clutch 11-7
 On/Off 6-3, 13-11
 square 11-7
 starter/generator 6-19
 woodruff 12-3
key switch 6-3, 13-11
key switch cap 6-3, 13-11
kick plate 1-9
kick plate, body 1-9, 1-11
kit
 3-pin housing 14-3, 14-5
 brake pedal adjustment tool 17-3
 brake shoe retainer 4-3

canopy component 1-23
clutch repair 11-7
differential gear case 12-7
drive clutch button 11-3
drive clutch weight 11-3
driven clutch button 11-7
four-passenger 1-37
front hub replacement 5-11
IQ display module (IQDM) 17-7
motor brush 14-3, 14-5
motor brush spring 14-3, 14-5
motor cover plate 14-3, 14-5
motor speed sensor 14-3, 14-5
motor terminal hardware 14-3, 14-5
neutral lockout cam 12-9
PD3 Cordest, AC 114" 16-3
PD3 Cordest, AC 80" 16-3
PD3 Cordest, DC 113" 16-3
PD3 Cordest, DC 154" 16-3
PD3 Cordest, DC 205" 16-3
PD3 hardware 16-3
PD3 wiring 16-3
shock absorber cushion 5-13, 5-15, 5-17
SPWS 13-15, 13-17
tune-up 17-9

L

lash adjuster 8-11
L-bracket, motor 14-3
leaf spring 1-33, 1-35, 1-37, 5-13, 5-15, 5-17
legs, charger 16-3
lever
 change 12-3
 choke 1-9, 9-11
light
 battery 13-11
 oil 6-3
limit switch 12-9
limiter
 current 16-11
 RPM 8-5
line, fuel 9-3, 9-7, 9-15
liquid gasket 12-3, 15-3, 17-7
low oil warning light 6-3
lubricant, dry moly 17-7
lubricant, moly-teflon 14-3, 14-5, 17-7
lug nut 2-3, 2-5
lug stud 12-7, 15-3

M

magnet, speed sensor 14-3, 14-5
main jet 9-5, 9-13
manifold, SPWS 13-15
mat, floor 1-29, 1-31, 1-33, 1-35, 1-37
mechanism, brake adjusting 4-3

INDEX

meter, volt ohm 17-11
module
 calibration test 17-3
 communication display 17-5
moly-teflon lubricant 17-7
motor
 48-volt IQ 14-3, 14-5
motor brush kit 14-3, 14-5
motor brush spring kit 14-3, 14-5
motor bumper 14-3, 14-5
motor end cap 14-3, 14-5
motor L-bracket 14-3
motor magnet, speed sensor 14-3, 14-5
motor speed controller 13-29
motor speed sensor 14-3, 14-5
motor speed sensor kit 14-3, 14-5
motor terminal hardware kit 14-3, 14-5
moveable-face 11-3, 11-7
muffler hose clamp 10-3

N

needle bearing 12-5
neutral lockout cam 12-9
nozzle, main 9-5
nut, lug 2-3, 2-5

O

oil filler tube 7-5, 8-3
oil filter 7-3, 8-7
oil filter mount bracket 7-3, 8-7
oil filter screen 7-11, 8-11
oil filter screen plate 7-11, 8-11
oil level sensor 7-11, 8-11
oil level switch bracket 7-11, 8-11
oil pump and rotor 7-3, 8-7
oil pump cover 7-3, 8-7
oil pump filter 7-3, 8-7
oil pump plate 7-3, 8-7
oil seal 7-9, 7-11, 7-13, 8-9, 8-11, 8-13, 12-3, 12-5
oil warning light, low 6-3
O-ring 7-5, 7-9, 7-11, 7-13, 8-3, 8-9, 8-11, 8-13, 13-15, 13-17

P

pad
 accelerator pedal 4-13
 brake pedal 4-13
 park brake pedal 4-13
paint, touch-up 17-7
panel
 SAM 1-15
panel, access 1-17
panel, beauty
 front body 1-5
 rear body 1-17
park brake pad 4-13
pedal assembly 4-13
pedal group 4-13
pedal spring kit 4-13
pencil grip 5-3, 5-5
pilot air screw assembly 9-5
pilot jet 9-5
pin, differential 12-7
pin, piston 7-13, 8-13
pinion, steering 5-19
pipe, intake 9-7
piston 7-13, 8-13
piston pin 7-13, 8-13
piston ring 7-13, 8-13
piston ring compressor 17-9
piston ring pliers 17-9
piston ring set 7-13, 8-13
pivot arm 12-3
plate
 backing (brake) 4-3
 cover 14-3, 14-5
 engine mounting 7-15, 8-15
 flywheel fan 7-7, 8-5
 kick 1-9
 oil filter screen 7-11, 8-11
 oil pump 7-3, 8-7
 score card 5-5
 thrust 12-5, 12-7
plate, component mounting 13-31
plate, floor cover 4-7, 4-9, 4-11
pliers
 internal retaining ring 17-7
 piston ring 17-9
 retaining ring 17-9
plug
 drain 7-3, 8-7
 driven clutch puller 17-5
 fill 12-3
 rubber drain 6-21
 spark 8-5
plug cap 7-7, 8-5
plug, carburetor intake manifold 9-15
plug, spark 7-7
pole set 6-19
press weldment 17-5
protector spray, battery terminal 17-3
puller
 bearing 17-3
 clutch 17-3
 drive clutch 17-5
 drive clutch hub 17-5
 driven clutch cam 17-5
 flywheel 17-7
 seal 17-9
 special use tool 17-9

pulley 6-21
 clutch 11-3
 starter-generator 6-19
push rod 7-9, 8-9

R

rack and pinion 5-19
rack and pinion steering gear box 5-19
rack, steering 5-19
reaf-facing seat 1-37
reamer, valve guide 17-9
rear body, beauty panel 1-17
receptacle 13-19, 13-21, 13-23, 13-25, 13-27
receptacle, AC cord 16-11
rectifier with heatsink 16-7, 16-9, 16-11
regulator, voltage 6-5
relay 16-9, 16-11
relay mounting bracket 16-9
relay, charger board 16-3
remover, bearing and oil seal 17-3
resistor assembly 13-29, 13-31
restraint, hip 1-13, 1-25, 1-33, 1-35, 1-37
retainer
 brake shoe 4-3
 shock absorber cushion 5-13, 5-15, 5-17
 spring (drive clutch) 11-3
 valve spring 7-9, 8-9
retaining ring pliers 17-9
return spring, brake 4-13
reverse buzzer 6-3, 13-11
ring
 piston 7-13, 8-13
 retaining 11-3, 11-7, 12-9
 snap 7-13, 8-9, 8-13
 spiral backup 11-3
 synchronizer 12-5
ring, piston 7-13, 8-13
rocker arm 7-9, 8-9
rocker case 8-9
rocker case gasket 7-9, 8-9
rocker shaft 7-9, 8-9
rocker switch 13-13
rod
 brake 4-13, 4-15, 4-17
 connecting 7-13, 8-13
 crankshaft 7-13, 8-13
 push 7-9, 8-9
 shift 12-5
rotor, oil pump and 7-3, 8-7
RPM limiter 8-5
RPM limiter bracket 8-5
RPM limiter damper 8-5
RPM limiter mount band 8-5

INDEX

S

safety first card 17-9
 SAM 1-15
 SAM (structural accessory module) 1-15, 1-27
 SAM cap 1-19
 SAM panel 1-15
 score card clip 5-3, 5-5
 score card plate 5-5
 screen, oil filter 7-11, 8-11
 screw, valve clearance adjuster 17-9
 seal
 dust 5-19
 lip 15-3
 oil 7-9, 7-11, 7-13, 8-9, 8-11, 8-13, 12-3, 12-5, 12-7, 15-3
 seal puller 17-9
 sealant 12-3, 15-3
 seat
 spring 7-9, 8-9
 valve 7-3, 8-7
 seat bottom 1-13, 1-25, 1-33, 1-35, 1-37
 seat bracket 1-25, 1-33, 1-35, 1-37
 sensor, motor speed 14-3, 14-5
 sensor, oil level 7-11, 8-11
 seperator, battery 13-19
 set, brush and screw 6-19
 set, pole 6-19
 shackle 5-13, 5-15, 5-17
 shaft
 change 12-3
 counterbalance guide 7-13, 8-13
 input 15-3
 intermediate 15-3
 rocker 7-9, 8-9
 transmission 12-5
 shield, controller 13-29, 13-31
 shield, governor 9-7, 9-15
 shift fork 12-5
 shift lever 12-3
 shift rod 12-5
 shifter, FNR 12-9
 shim, camshaft 7-11, 8-11
 shim, crankshaft 7-13, 8-13
 shock absorber (front) 5-9
 shock absorber (rear) 5-13, 5-15, 5-17
 shock absorber cushion 5-13, 5-15, 5-17
 shock absorber cushion retainer 5-13, 5-15, 5-17
 shock mounting bracket 5-13, 5-15, 5-17
 shoe, brake 4-3
 shroud 7-5, 8-3
 shroud, engine 7-5, 8-3
 shroud, fan 7-5, 8-3
 sleeve 5-9, 5-13, 5-15, 5-17
 governor 12-5
 synchronizer 12-5

snap ring 7-13, 8-9, 8-13
 snubber bracket 7-15, 8-15
 snubber, inner frame 7-15, 8-15
 solenoid, 12-volt 6-5
 solenoid, 48-volt 13-29, 13-31
 spanner wrench 17-9
 spark plug 7-7, 8-5
 speed controller 13-29
 speed sensor 14-3, 14-5
 speed sensor magnet 14-3, 14-5
 speed sensor, motor 14-3, 14-5
 spiral backup ring 11-3
 spray, battery terminal protector 17-3
 spring
 brake 4-3
 brake return 4-13
 brush 6-19, 6-21, 14-3, 14-5
 compression 1-9, 5-3, 5-5, 9-11
 drive button 11-3
 drive clutch 11-3
 driven clutch 11-7
 forward/reverse cam 12-9
 leaf 1-33, 1-35, 1-37, 5-13, 5-15, 5-17
 shifter 12-5
 synchronizer 12-5
 throttle return 9-7, 9-15
 valve 7-9, 8-9
 spur gear 7-13, 8-13, 12-5
 SPWS coupler 13-15, 13-17
 SPWS fitting, swivel T 13-15, 13-17
 SPWS hose 13-15, 13-17
 SPWS kit 13-15, 13-17
 SPWS manifold 13-15
 SPWS tubing 13-15, 13-17
 stand-offs, plastic 16-3
 starter/generator 6-19
 starter/generator (cw) 6-21
 starter/generator belt 6-23, 11-3
 starter/generator brush cover kit 6-21
 starter/generator brush plate 6-21
 starter/generator brush spring 6-21
 starter/generator brush terminal 6-21
 starter/generator frame and field 6-21
 starter/generator pulley 6-19
 steel bushing 5-11
 steel pressure relief ball 7-3, 8-7
 steering column 5-7
 steering column bearing press tool 17-9
 steering column retaining ring tool 17-9
 steering gear 5-19
 steering pinion 5-19
 steering rack 5-19
 steering wheel puller tool 17-9
 steering, rack and pinion gear box 5-19
 stem, valve 2-3, 2-5
 stiffener, flywheel side 7-15, 8-15

stiffener, PTO side 7-15, 8-15
 strap, bag 1-15, 1-27
 stud 7-15, 8-15
 lug 12-7, 15-3
 stud, ball 12-9
 suppressor, voltage 16-7, 16-9, 16-11
 suspension, front structure 5-9
 switch
 four-position 16-9, 16-11
 key 6-3, 13-11
 limit 12-9
 rocker 13-13
 Tow/Run 13-13
 switch rubber boot 13-13
 synchro gear 12-5
 synchronizer clutch hub 12-5
 synchronizer insert 12-5
 synchronizer sleeve 12-5
 synchronizer spring 12-5

T

12-volt solenoid 6-5
 tachometer 17-9
 tachometer probe, diesel 17-9
 tag, battery warning 3-7
 tank, fuel 9-3
 tape, foam 1-17
 tappet 7-11
 tester, continuity 17-5
 thermometer, battery 17-3
 throttle return spring 9-7, 9-15
 throttle spring return bracket 9-7, 9-15
 thrust plate 12-5, 12-7
 tie rod end 5-19
 tie wrap 13-21, 13-23, 13-25, 13-27
 tire 2-3, 2-5
 tire, pro tour, 205-50 x 10 2-5
 tool
 accelerator pedal adjustment 17-3
 belt tensioning, starter/generator 17-11
 brake adjustment 17-3
 brake cable release 17-3
 brake pedal adjustment 17-3
 brake pedal tension 17-3
 cam installation 17-3
 carburetor float level 17-7
 charger bezel 17-3
 clutch alignment 17-5
 cT-wrench 17-5
 drive clutch fixed sheave 17-5
 drive clutch holder 17-5
 drive clutch spider removal 17-5
 driven clutch spring compression base 17-5
 driven clutch spring compression collar 17-5

INDEX

driven clutch spring compression nut 17-5
governor shaft installation 17-7
puller, special use 17-9
steering column bearing press 17-9
steering column retaining ring 17-9
steering wheel puller 17-9
transaxle axle seal 17-9
transaxle pinion seal 17-9
transmission 17-9
valve guide driver 17-9
valve seat cutter 17-5
tool kit, clutch 17-5
touch-up paint 17-7
tow switch diode 13-5, 13-9
Tow/Run switch 13-13
transaxle 15-3
transaxle axle seal tool 17-9
transaxle housing 15-3
transaxle pinion seal tool 17-9
transaxle, unitized 12-3
transformer, battery charger 16-5, 16-7, 16-9, 16-11
transmission shaft 12-5
transmission tool 17-9
tube
 crankcase vent 9-7, 9-15
 fuel pickup 9-3
 oil filler 7-5, 8-3
tubing, SPWS 13-15, 13-17
tune-up kit 17-9
T-wrench tool 17-5

U

U-bolt 1-33, 1-35, 1-37, 5-17
u-bolt 5-13, 5-15
underbody 1-17
underbody cover 1-25, 1-33, 1-35, 1-37
underbody cover kit 1-19
underbody, rear 1-17
unitized transaxle 12-3
urethane bushing 5-11

V

valve
 exhaust 7-9, 8-9
 intake 8-9
 reed 7-9, 8-9
valve clearance adjuster screw 17-9
valve guide 8-9
valve guide driver tool 17-9
valve guide reamer 17-9
valve guide, intake 8-9
valve seat 7-3, 8-7
valve seat cutter 17-5, 17-11
valve seat cutter guide 17-11
valve seat cutter tool 17-5

valve seat t-wrench 17-11
valve spring 7-9, 8-9
valve spring compressor 17-11
valve spring retainer 7-9, 8-9
valve stem 2-3, 2-5
vent barb 9-3
volt ohm meter 17-11
voltage regulator 6-5
voltage suppressor 16-7, 16-9, 16-11

W

warning light, low oil 6-3
warning tag, battery 3-7
wedge, bearing puller 17-3
weight
 clutch 11-3
 counterbalance 7-13, 8-13
 secondary clutch 11-3
weldment
 press 17-5
wheel 2-3, 2-5
wheel and tire 5-5
wire harness 6-9, 13-5, 13-9
wire harness, battery charger 13-5, 13-9
wiring, charger 16-3
woodruff key 12-3
wrap, tie 13-21, 13-23, 13-25, 13-27
wrench, spanner 17-9

Y

yoke support 5-19
yoke, gear 17-7

DID YOU KNOW?

CartPros directs you to the right part using the part numbers from this manual. Enter the part number into our search box and it will find the part you are looking for.

**GET STARTED
HERE**



<https://CartPros.com/f.html>

DID YOU KNOW?

CartPros directs you to the right part using the part numbers from this manual. Enter the part number into our search box and it will find the part you are looking for.

**GET STARTED
HERE**



<https://CartPros.com/f.html>

DID YOU KNOW?

CartPros directs you to the right part using the part numbers from this manual. Enter the part number into our search box and it will find the part you are looking for.

**GET STARTED
HERE**



<https://CartPros.com/f.html>

DID YOU KNOW?

CartPros directs you to the right part using the part numbers from this manual. Enter the part number into our search box and it will find the part you are looking for.

**GET STARTED
HERE**



<https://CartPros.com/f.html>

**DID YOU
KNOW?**

CartPros directs you to the right part using the part numbers from this manual. Enter the part number into our search box and it will find the part you are looking for.

**GET STARTED
HERE**



<https://CartPros.com/f.html>



Club Car, Inc.
P.O. Box 204658
Augusta, GA 30917-4658
USA



Web www.clubcar.com
Phone 1.706.863.3000
1.800.ClubCar
Int'l +1 706.863.3000

