

**DID YOU
KNOW?**

CartPros directs you to the right part using the part numbers from this manual. Enter the part number into our search box and it will find the part you are looking for.

**GET STARTED
HERE**

<https://CartPros.com/f.html>



2009 Precedent Illustrated Parts List



Gasoline and Electric Vehicles

Manual Number 103472627
Edition Code 0512A00000

DID YOU KNOW?

CartPros directs you to the right part using the part numbers from this manual. Enter the part number into our search box and it will find the part you are looking for.

**GET STARTED
HERE**



<https://CartPros.com/f.html>

USING THE ILLUSTRATED PARTS LIST

WARNING

- **This manual is to be used only for identification and ordering of service parts. Be sure to read and use the maintenance and service manual before attempting any vehicle repairs.**

This manual covers all 2009 Club Car Precedent vehicles.

The manual is divided into sections. Note that there are two or three flags on the outside edge of each page. The first flag contains the section number of which that page is a part. The other flag (or flags) contains the letter D, E, or G, signifying that the page pertains to diesel, electric, or gasoline vehicles.

Use the Table of Contents to find the sections and pages that contain the parts and assemblies you seek. The Table of Contents lists section numbers, and under them, the individual page titles and numbers to be found in that section. The index can be used to find specific parts and assemblies. The index is divided into numerical and alphabetical listings with the page numbers in italic text.

There is a two-page spread for each individual page title in the Table of Contents. On the left-hand page is an illustration showing the parts in their relative positions; the parts are each tagged with an item number in a balloon. The right-hand page is the parts list page, and gives the page title at the top, then the item numbers (corresponding to the numbers on the illustration), part descriptions, and quantity of parts used. Some item numbers have more than one part number because several configurations of a component are represented together on one spread.

Note that a part description may be indented. This indentation corresponds to a parts assembly level indicated by the numbers 1, 2, 3, and 4 at the top left corner of the parts description area of the parts list page. A part that is indented to *level 2* is a component of the *level 1* part (assembly) that it is listed under. A *level 3* part is a component of the *level 2* part that it is listed under, and a *level 4* part is a component of the *level 3* part preceding it. In each case, the part quantity given for a level 2, 3, or 4 part is *the quantity used per next higher level assembly of which it is a component*. A part that is not indented is a *level 1* part. This means that the quantity given is the quantity used per the portion of the vehicle illustrated on that particular spread.

HOW TO ORDER PARTS

Replacement parts and accessories can be obtained from our network of authorized dealers and distributors. You can obtain the name and phone number of your closest authorized Club Car dealer or distributor by visiting our web site at www.clubcar.com and clicking on the "Distributor Search" link or by calling our toll-free Service Parts and Technical Assistance hotline at (800) 872-2246 or (706) 863-3000, extension 3887.



P. O. Box 204658
Augusta, Georgia 30917-4658 USA
Telephone 706-863-3000
Service Parts Fax 706-855-7413
www.clubcar.com

NOTE: *This illustrated parts list represents the most current information at the time of publication. Club Car, LLC. is continually working to further improve its vehicles and other products. These improvements may affect the parts used to service the vehicle. Any modification and/or significant change in specifications will be forwarded to all Club Car and Carryall distributors/dealers and will, when applicable, appear in future editions of this illustrated parts list.*

Club Car, LLC. reserves the right to change specifications and designs at any time without notice and without the obligation of making changes to units previously sold.



CONTENTS

SECTION 1 – BODY AND TRIM

Front Bumper	1-3
Front Body	1-5
Underbody Covers (Vehicle Without Canopy)	1-7
Dash	1-9
Floor Mat, Retainers, and Front Underbody-Style A Retainers	1-11
Floor Mat, Retainers, and Front Underbody – Style B Retainers	1-13
Kick Plate – Gasoline Vehicle	1-15
Kick Plate – Electric Vehicle	1-17
Seat Bottom with Hip Restraints	1-19
Backrest and Structural Accessory Module (SAM)	1-21
Rear Body	1-23
Canopy – Beige	1-25
Canopy – White	1-27
Rear Seat – Precedent Villager 4	1-29
Rear Footrest Assembly – Precedent Villager 4	1-31
Four Passenger Conversion Kit – Beige	1-33
Four Passenger Conversion Kit – White	1-35
Four Passenger Conversion Kit – Gray	1-37

SECTION 2 – WHEELS AND TIRES

Wheels and Tires – Professional and i2	2-3
Wheels and Tires – Champion and i2L	2-5

SECTION 3 – DECALS

Decals – Gasoline Vehicle	3-3
Decals – Electric Vehicle	3-5
Decals – Electric Vehicle, Continued	3-7
Decal – Precedent Villager 4	3-9

SECTION 4 – BRAKES AND PEDAL GROUP ASSEMBLIES

Rear Brake Assembly, Self-Adjusting – Style A	4-3
Rear Brake Assembly, Self-Adjusting – Style B	4-5
Brake Cables and Equalizer Bracket – Style A	4-7
Brake Cables and Equalizer Bracket – Style B	4-9
Pedal Group, Generation 1 – Gasoline Vehicle	4-11
Pedal Group with Sensor, Generation 2 – Gasoline Vehicle	4-13
Pedal Group, No Sensor, Generation 2 – Gasoline Vehicle	4-15



CONTENTS

Pedal Group, No MCOR, Generation 2 – Electric Vehicle	4-17
---	------

SECTION 5 – STEERING, FRONT AND REAR SUSPENSION

Steering Wheel – Champion and i2L	5-3
Steering Wheel – Professional and i2	5-5
Steering Column	5-7
Steering Gear Assembly	5-9
Front Suspension, Upper – Style A A-Arm	5-11
Front Suspension, Lower – Style A	5-13
Front Suspension, Upper – Style B A-Arm	5-15
Front Suspension, Lower – Style B	5-17
Rear Suspension – Gasoline Vehicle	5-19
Rear Suspension – Electric Vehicle	5-21
Rear Suspension – Precedent Villager 4	5-23

SECTION 6 – ELECTRICAL SYSTEM – GASOLINE VEHICLE

Electrical Components, Front Body – Gasoline Vehicle	6-3
Instrument Panel Wire Harness	6-7
Forward/Reverse Shifter Assembly – Gasoline Vehicle	6-9
Wiring (Generation 1)- Gasoline Vehicle	6-13
Wiring (with Generation 2 Pedal Group) – Gasoline Vehicle	6-17
Starter/Generator Assembly Model G425419 (Style A) – Gasoline Vehicles	6-19
Starter/Generator (S/G) Assembly Model 114-01-4005 *- Gasoline Vehicles	6-21
Starter/Generator Mounting – FE350 (AS11, AS26)	6-23
Battery – Gasoline Vehicle	6-25

SECTION 7 – FE350 ENGINE (AS11)

FE350 Engine (AS11) – Shrouds and Brackets	7-3
FE350 Engine (AS11) – Ignition Components and Flywheel	7-5
FE350 Engine (AS11) – Oil Circulation	7-7
FE350 Engine (AS11) – Cylinder Head	7-9
FE350 Engine (AS11) – Crankcase, Camshaft, and Oil Sensor	7-11
FE350 Engine (AS11) – Crankcase and Crankshaft	7-13
FE350 Engine (AS11) – Mounting	7-15

SECTION 8 – FE350 ENGINE (AS26)

FE350 Engine (AS26) – Shrouds and Brackets	8-3
FE350 Engine (AS26)- Ignition Components and Flywheel	8-5

CONTENTS

FE350 Engine (AS26)- Oil Circulation	8-7
FE350 Engine (AS26)- Cylinder Head	8-9
FE350 Engine (AS26)- Crankcase and Crankshaft Oil Sensor	8-11
FE350 Engine (AS26)- Crankcase and Crankshaft	8-13
FE350 Engine (AS26)- Mounting	8-15

SECTION 9 – FUEL, INTAKE, AND GOVERNOR SYSTEMS

Fuel System	9-3
Carburetor Assembly – FE350 (AS11)	9-5
Carburetor Assembly – FE350-(AS11, AS26)	9-7
Carburetor Installation – FE350 (AS11)	9-9
Governor and Accelerator Cables	9-11
Choke and Air Box Assembly	9-13

SECTION 10 – EXHAUST SYSTEM

Exhaust System – FE350 (AS11)	10-3
-------------------------------------	------

SECTION 11 – TORQUE CONVERTER

Drive Clutch	11-3
Driven Clutch	11-5

SECTION 12 – UNITIZED TRANSAXLE

Unitized Transaxle – Gear Cases and Brackets	12-3
Unitized Transaxle – F&R Transmission and Gear Reduction	12-5
Unitized Transaxle – Differential and Axles	12-7

SECTION 13 – ELECTRICAL SYSTEM – ELECTRIC VEHICLE

Electrical Components, Front Body – Electric Vehicle	13-3
Throttle Sensor	13-5
Motor Controller Output Regulator (MCOR)	13-7
Wiring – IQ System with Throttle Sensor	13-11
Wiring – IQ System with MCOR	13-15
Wiring – Excel System with Throttle Sensor	13-19
Wiring – Excel System with MCOR	13-23
Forward/Reverse Switch and Tow/Run Switch	13-25
Batteries, Bucket, and Charger Receptacle – IQ and Excel Systems, 12V	13-27
Batteries, Bucket, and Charger Receptacle – IQ and Excel Systems, 8V	13-29
Batteries, Bucket, and Charger Receptacle – IQ and Excel Systems, Heavy Duty 8V	13-31

CONTENTS

Batteries, Bucket, and Charger Receptacle – IQ and Excel Systems, CE, 8V	13-33
Batteries, Bucket, and Charger Receptacle – IQ and Excel Systems, Heavy Duty 8V, CE	13-35
Single Point Watering System, 12V	13-37
Single Point Watering System, 8V	13-39
Computer, Controller, and Solenoid – IQ System	13-41
Computer, Controller, and Solenoid – Excel System	13-43
CE Ferrite Beads (IQ System)	13-45

SECTION 14 – ELECTRIC MOTOR

Motor (Model EJ4-4001) – Electric Vehicle	14-3
Motor (Model EJ8-4001A) – Electric Vehicle	14-5

SECTION 15 – TRANSAXLE – ELECTRIC VEHICLES

Transaxle – Electric Vehicles	15-3
-------------------------------------	------

SECTION 16 – BATTERY CHARGERS

PowerDrive 3 Battery Charger (Model 26580), Domestic	16-3
PowerDrive 2 Battery Charger (Model 22110), Domestic	16-5
PowerDrive Battery Charger (Model 17930), Domestic	16-7
PowerDrive Battery Charger (Model 18780), Export	16-9
PowerDrive Battery Charger (Model 20310), European	16-11
Onboard PowerDrive Battery Charger (Model 17935-40), Domestic	16-13
Onboard PowerDrive Battery Charger (Model 17790-40), International	16-15

SECTION 17 – MAINTENANCE AND SERVICE TOOLS

Maintenance and Service Tools – Golf	17-3
Maintenance and Service Tools – Golf, Continued	17-5
Maintenance and Service Tools – Golf, Continued	17-7

SECTION i – INDEX

**DID YOU
KNOW?**

CartPros directs you to the right part using the part numbers from this manual. Enter the part number into our search box and it will find the part you are looking for.

**GET STARTED
HERE**



<https://CartPros.com/f.html>

BODY AND TRIM

1

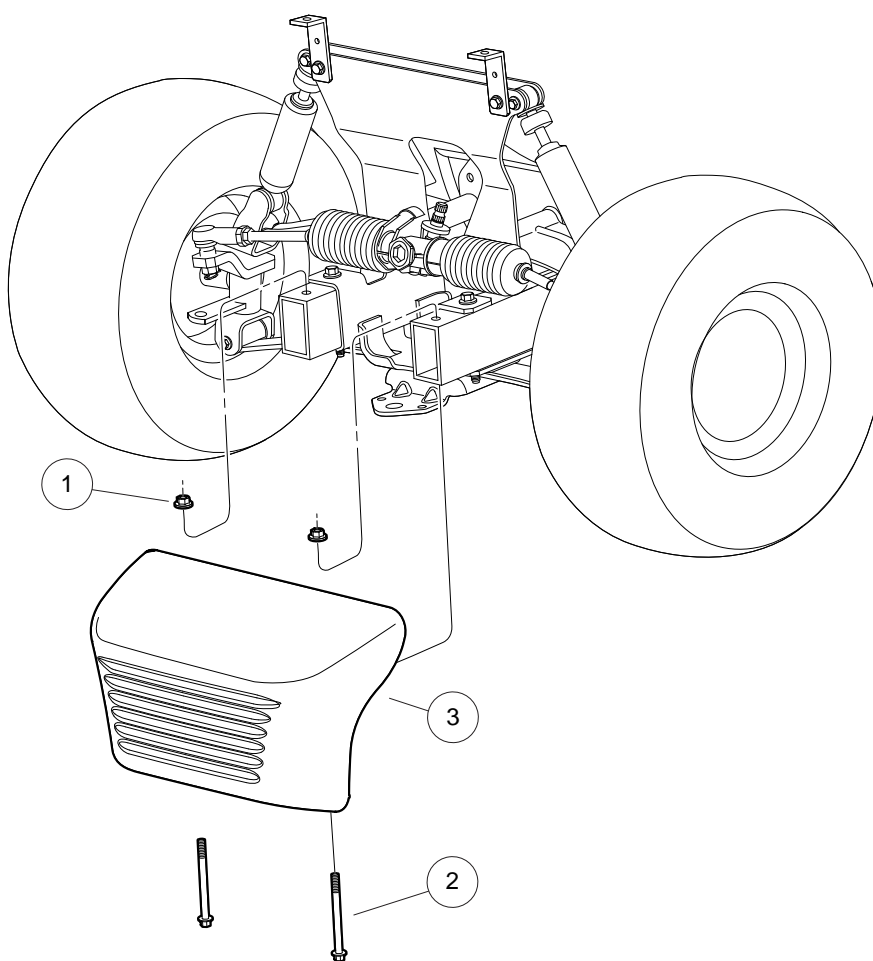
G

E

1

G

E



000437-001

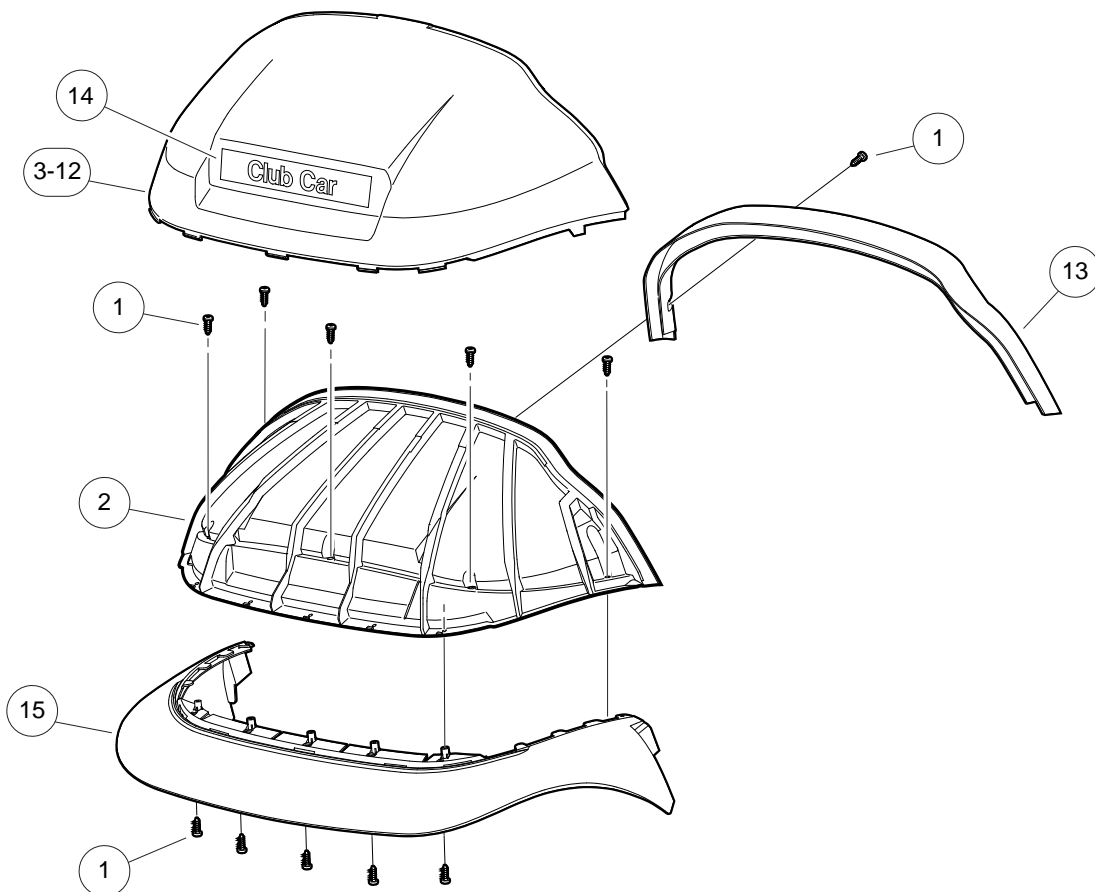
FRONT BUMPER

ITEM	PART NO.	DESCRIPTION	QTY
1	102298401	Nut,m8,all Metal Lock	2
2	102534201	Bolt - Fl Hd, M8 X 95	2
3	103330601	Asm, Bumper, Front, Precedent	1

1

G

E



000434-002

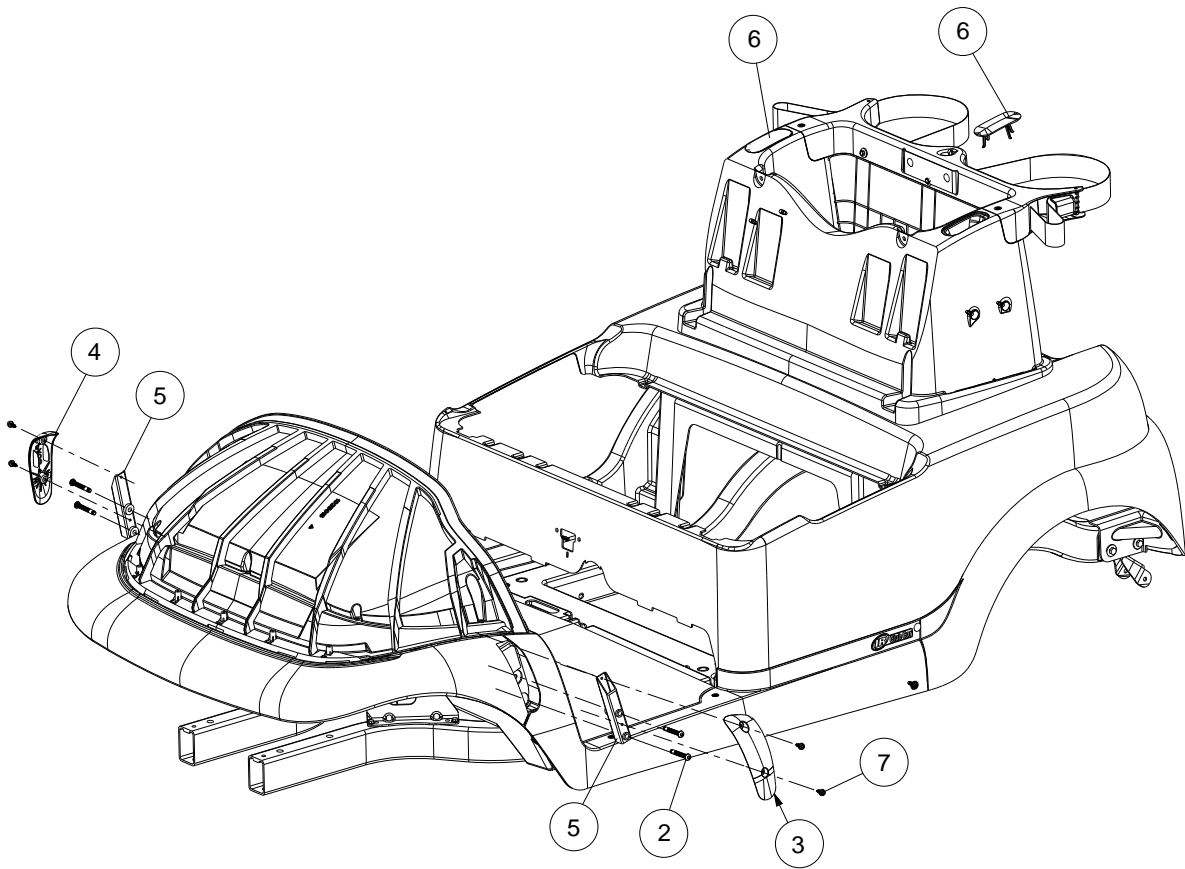
FRONT BODY

ITEM	PART NO.	DESCRIPTION	QTY	1 G E
		1 2 3 4		
1	102296020	Screw, Torx Pan Hd Pt, M6 X 20	14	
2	102501501	Brow	1	
3	102502401	Panel, Beauty Front, White	1	
4	102502402	Panel, Beauty Front, Beige	1	
5	102502404	Panel, Beauty Front, Gray	1	
6	102502405	Panel, Beauty Front, Red	1	
7	102502406	Panel, Beauty Front, Burgundy	1	
8	102502407	Panel, Beauty Front, Green	1	
9	102502408	Panel, Beauty Front, Blue	1	
10	102502409	Panel, Beauty Front, Black	1	
11	102502411	Panel, Beauty, Front, Cayenne	1	
12	102502413	Panel-beauty Front, Atlantic	1	
13	102502501	Brow Cap	1	
14	102502601	Nameplate-cs	1	
15	102534404	Fascia, Blk	1	

1

G

E



000730-001



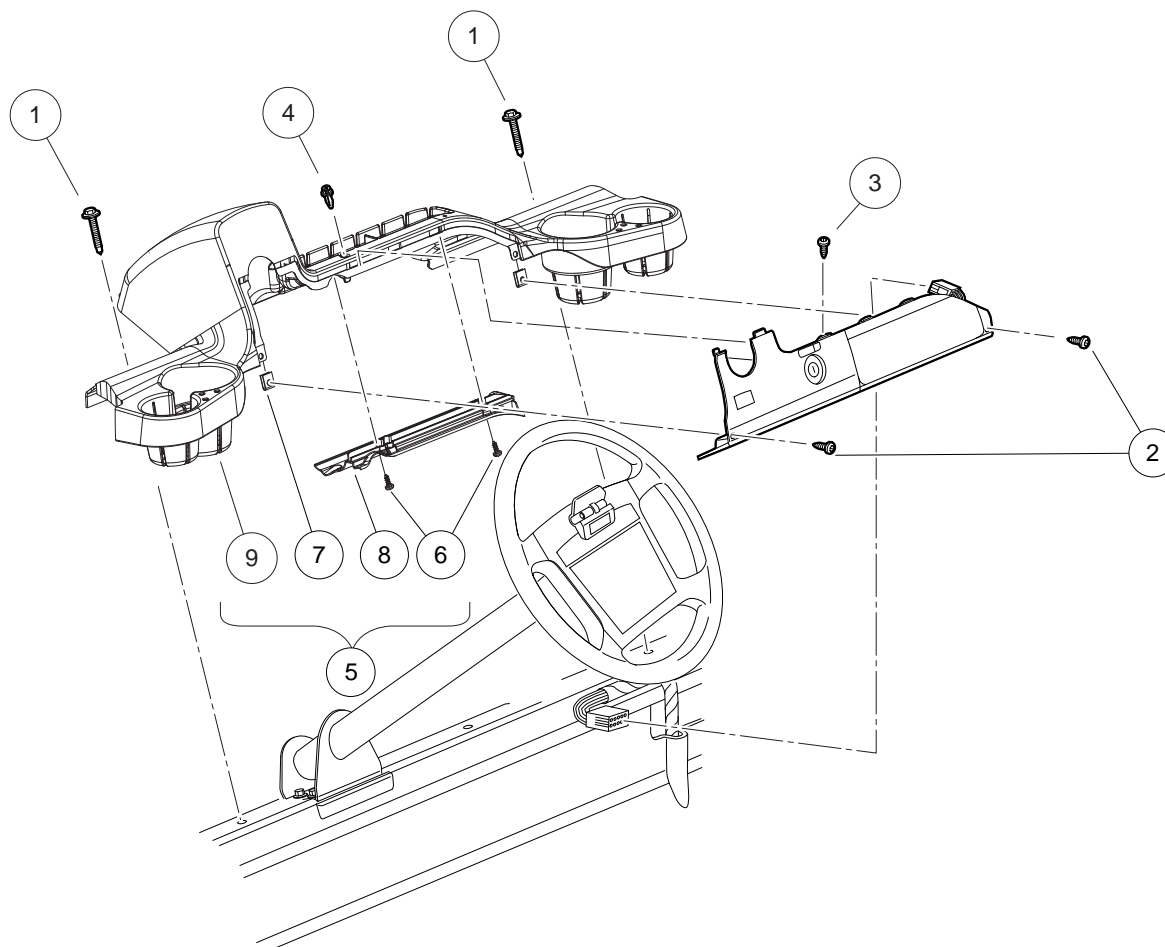
UNDERBODY COVERS (VEHICLE WITHOUT CANOPY)

ITEM	PART NO.	DESCRIPTION	QTY	1 G E
		1 2 3 4		
1	102543902	Kit, Underbody Cover, Black (includes items 2 through 7)	1	
2	102299065	M8-1.25 X 65 Tx Bttn Hd Bolt	4	
3	102400202	Cover, Lh Non-canopy, Blk	1	
4	102400302	Cover, Rh Non-canopy, Blk	1	
5	N/A	Support, Strut Cover	2	
6	N/A	SAM Cap	2	
7	102544201	Screw, M6 Hex	4	

1

G

E



000438-002

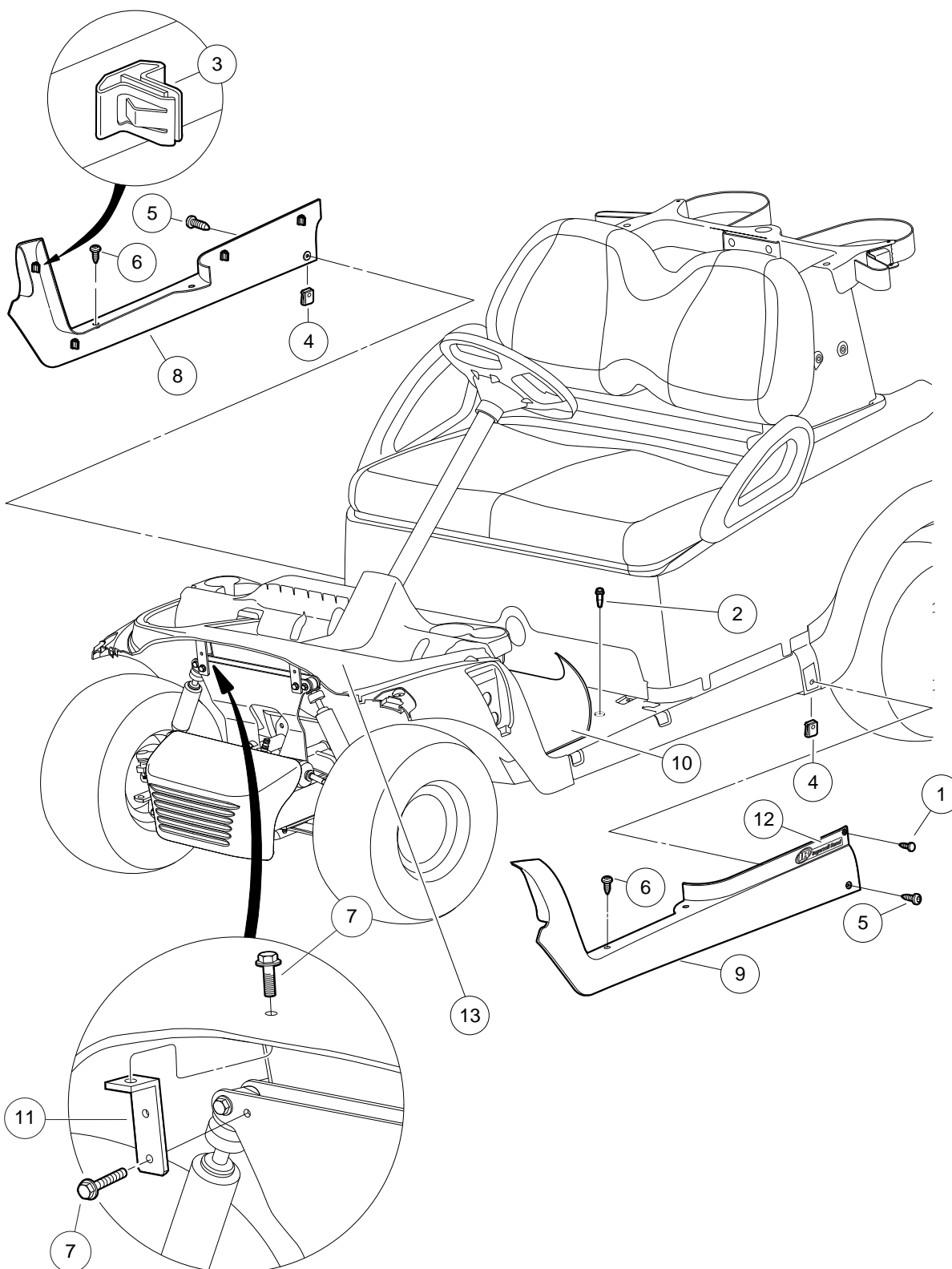
DASH

ITEM	PART NO.	DESCRIPTION	QTY	1 G E
		1 2 3 4		
1	102292356	Screw-1/4-20x56 Hwh Self Drill	2	
2	102296819	Screw-m6 X 19-pnhd Ab	2	
3	102557201	Screw, #6-20 Type Abx1.00 Pan	1	
4	102915601	Plastic Rivet - Tuflock	1	
5	103402701	Dash Assembly, Prec (includes items 6 through 9)	1	
6	N/A	Screw-torx Pan Hd Pt,m6 X 16	2	
7	102297001	U-nut, 1/4" Type Ab	2	
8	N/A	Drain Channel - Dash	1	
9	N/A	Dash, Prec	1	

1

G

E



000497-001

FLOORMAT, RETAINERS, AND FRONT UNDERBODY-STYLE A RETAINERS

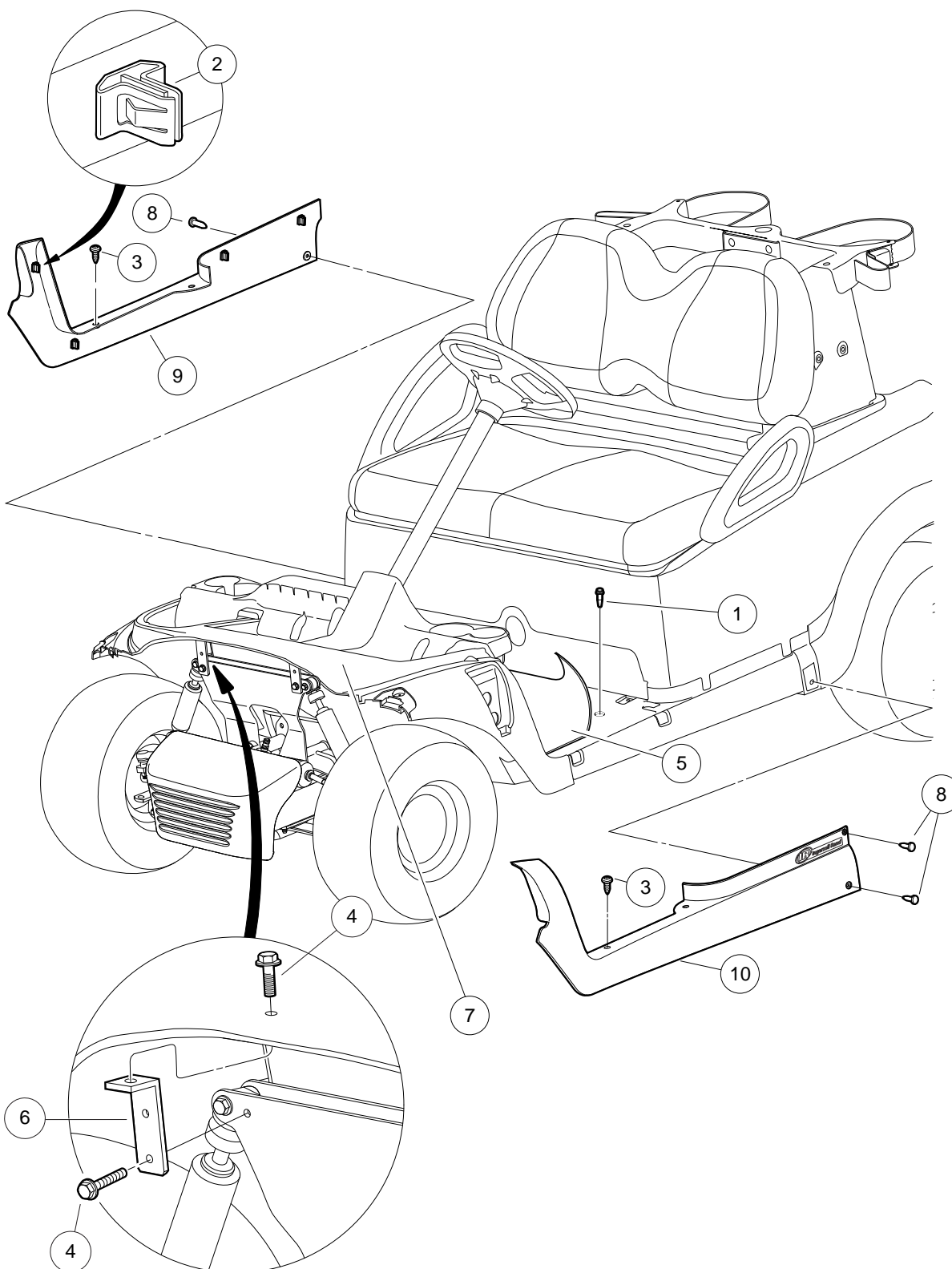
ITEM	PART NO.	DESCRIPTION	QTY
		1 2 3 4	
1	1010434	Barrel - Plastic	2
2	102292356	Screw-1/4-20x56 Hwh Self Drill	3
3	102292701	Clip-body-trim	8
4	102296601	U-nut, M6-1.0 Prev Torque	2
5	102296920	Screw, M6 Torx Bttm Hd Sems	2
6	102298020	Screw, K80x20, Torx Pn Hd Pt	4
7	102298716	M8-1.25x16 Taptite	4
8	102302504	Retainer Asm-floormat Rh, Blk	1
9	102302604	Retainer Asm-floormat Lh, Blk	1
10	102504802	Floormat, Precedent	1
11	102521901	Bracket-clamshell	2
12	102523901	Decal, IR/Club Car	2
13	****	Asm-front Underbody, Black	1
		**** Special order item available upon request.	

1
G
E

1

G

E



000497-004

FLOORMAT, RETAINERS, AND FRONT UNDERBODY - STYLE B RETAINERS

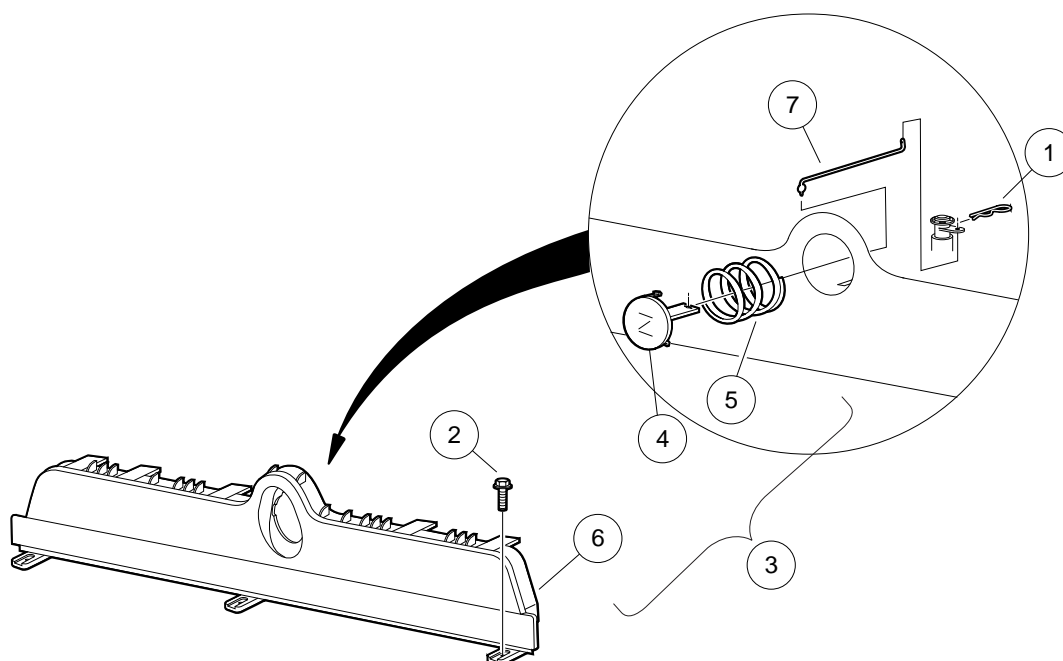
ITEM	PART NO.	DESCRIPTION	QTY
		1 2 3 4	
1	102292356	Screw-1/4-20x56 Hwh Self Drill	3
2	102292701	Clip-body-trim	8
3	102298020	Screw, K80x20, Torx Pn Hd Pt	4
4	102298716	M8-1.25x16 Taptite	4
5	102504802	Floormat, Precedent	1
6	102521901	Bracket-clamshell	2
7	****	Asm-front Underbody, Black	1
8	103540101	Barrel, Plastic, Black	4
9	103678001	Floormat Retainer Asm, Rh, Blk	1
10	103678101	Floormat Retainer Asm, Lh, Blk	1
		**** Special order item available upon request.	
		Note: Style B floormat retainers have an embossed IR logo. Retainer hardware change from Style A to Style B occurred independently of the retainer change.	

1
G
E

1

G

E



000501-001



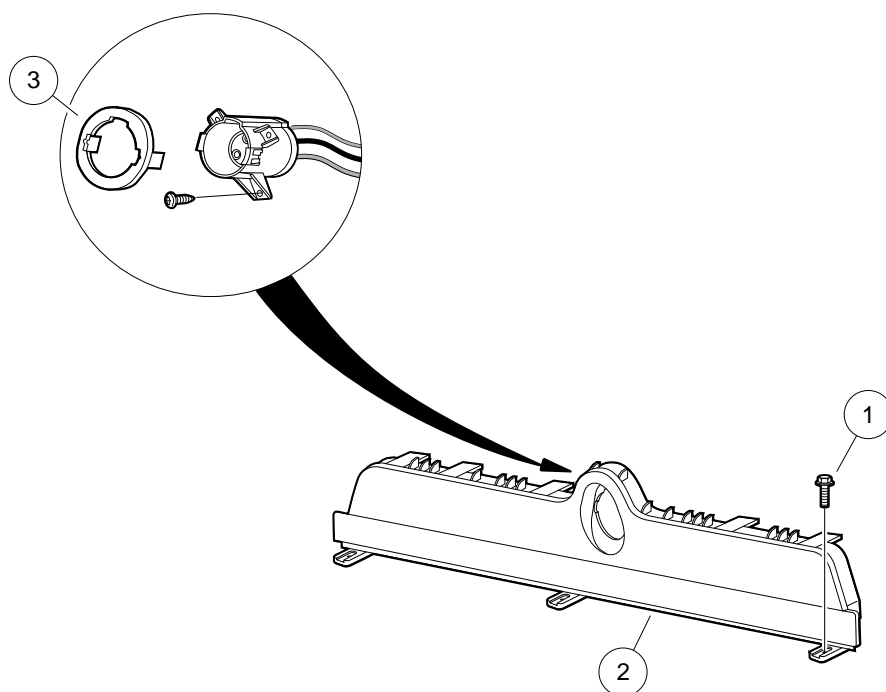
KICK PLATE – GASOLINE VEHICLE

ITEM	PART NO.	DESCRIPTION	QTY	1 G E
		1 2 3 4		
1	1014413	Pin, Hair Spring Cotter	1	
2	102298030	Screw, K80x30, Torx Pn Hd Pt	3	
3	102511702	Asm-gas Kick Plate, Blk (includes items 4 through 6)	1	
4	101811401	Lever, Choke	1	
5	101856201	Compression Spring	1	
6	N/A	Plate - Gas Kick, Blk	1	
7	102514401	Rod, Choke Button	1	

1

G

E



000500-001

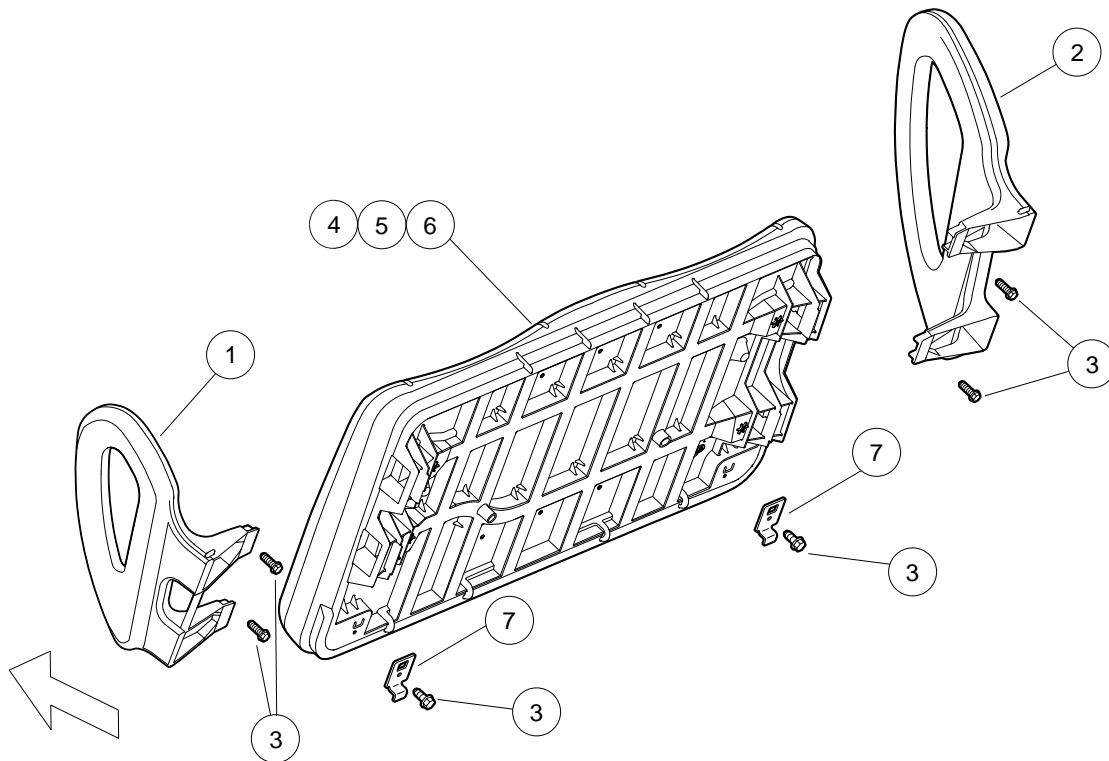
KICK PLATE – ELECTRIC VEHICLE

ITEM	PART NO.	DESCRIPTION	QTY
1	102298030	Screw, K80x30, Torx Pn Hd Pt	3
2	102508202	Plate - Electric Kick Blk	1
3	102516901	Socket Trim	1

1

G

E




000440-002

SEAT BOTTOM WITH HIP RESTRAINTS

ITEM	PART NO.	DESCRIPTION	QTY	1 G E
		1 2 3 4		
1	102562701	Hip Restraint, Prec, Lh	1	
2	102562801	Hip Restraint, Prec, Rh	1	
3	102562901	Screw, Seat Bottom Prec	6	
4	103423001	Seat Bottom Asy, Prec-beige	1	
5	103423002	Seat Bottom Asy, Prec-white	1	
6	103423004	Seat Bottom Asy, Prec-gray	1	
7	103447901	Bracket, Hinge, Male, Prec	2	

E



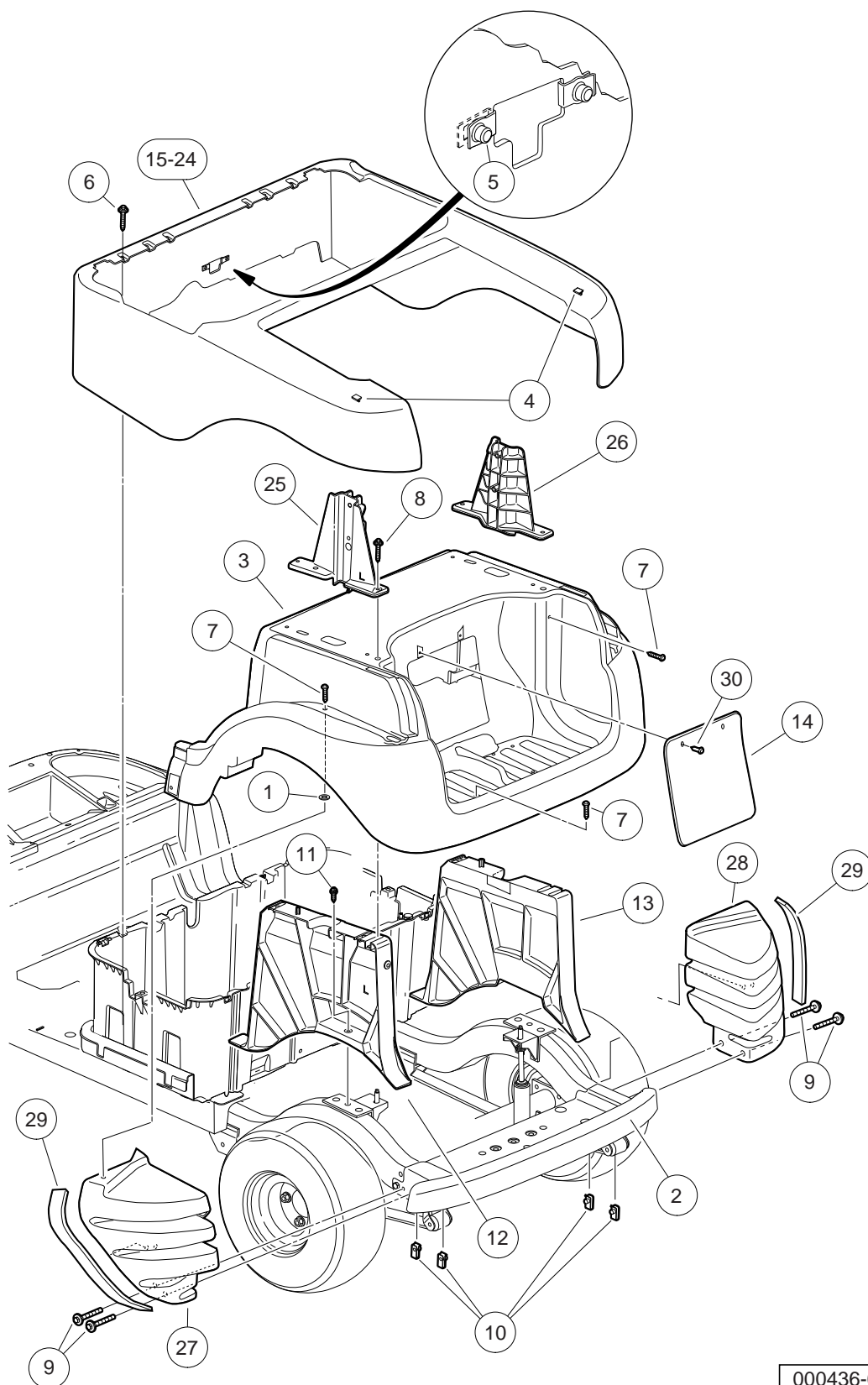
BACKREST AND STRUCTURAL ACCESSORY MODULE (SAM)

ITEM	PART NO.	DESCRIPTION	QTY	1 G E
		1 2 3 4		
1	102296530	Screw - M6 X 1.0 X 30 Sems	2	
2	102298240	Bolt, Flange Head, M8-1.25 X 40	4	
3	102503221	Service Backrest Asm, Beige	1	
4	102503222	Service Backrest Asm, White	1	
5	102503224	Service Backrest Asm, Gray	1	
6	102503225	Service Backrest Asm-black	1	
7	102503901	Asm-sam (includes items 8 through 17)	1	
8	102297125	Screw M6-1.0x25.4 Thd Fm Sems	3	
9	102504001	Asm-bag Hoop (includes items 10 through 13)	1	
10	1010434	Barrel - Plastic	2	
11	102504201	Hoop-bag	1	
12	102504301	Strap, Bag	1	
13	102517001	Buckle-bag Strap	2	
14	N/A	Structural Accessory Module	1	
15	102504501	Panel, SAM	1	
16	102551701	Insert M6x1.0	4	
17	103327601	Screw, 5/16, Torx, Bosscrew	2	
18	102568701	Barrel - Plastic 6mm	8	

1

G

E



000436-004

REAR BODY

ITEM	PART NO.	DESCRIPTION	QTY
		1 2 3 4	
1	1012571	Washer, 5/16 Extra Thick Flat	2
2	102279001	Rear Bumper Beam	1
3	102279104	Underbody - Rear, Blk	1
4	102292701	Clip-body-trim	2
5	102296601	U-nut, M6-1.0 Prev Torque	2
6	102297230	Screw,m6,torx,interlock,thread	4
7	102298030	Screw, K80x30, Torx Pn Hd Pt	4
8	102298240	Bolt, Flange Head, M8-1.25 X 40	2
9	102298580	M8-1.25 X 80 Sems	4
10	102298601	J-clip - M8 X 1.25	4
11	102298716	M8-1.25x16 Taptite	2
12	102500501	Asm, Rear U/b Support, Lh	1
13	102500601	Asm, Rear U/b Support, Rh	1
14	102501402	Panel, Access, Black	1
15	102502301	Panel, Beauty, Rear, White	1
16	102502302	Panel, Beauty, Rear, Beige	1
17	102502304	Panel, Beauty, Rear, Gray	1
18	102502305	Panel, Beauty, Rear, Red	1
19	102502306	Panel, Beauty, Rear, Burgundy	1
20	102502307	Panel, Beauty, Rear, Green	1
21	102502308	Panel, Beauty, Rear, Blue	1
22	102502309	Panel, Beauty, Rear, Black	1
23	102502311	Panel-beauty Rear, Cayenne	1
24	102502313	Panel-beauty Rear, Atlantic	1
25	102502901	Bracket, Canopy Support Left-Hand	1
26	102503001	Bracket, Canopy Support Right-Hand	1
27	102545601	Liner, Rear Underbody Lh	1
28	102545602	Liner, Rear Underbody Right-Hand	1
29	102562101	Tape, Foam Black 12" *	2
30	102967901	Rivet, Removable, Tuflok 1/4"	2
		* Note: Sold by the foot, 12 inches required per side	

1

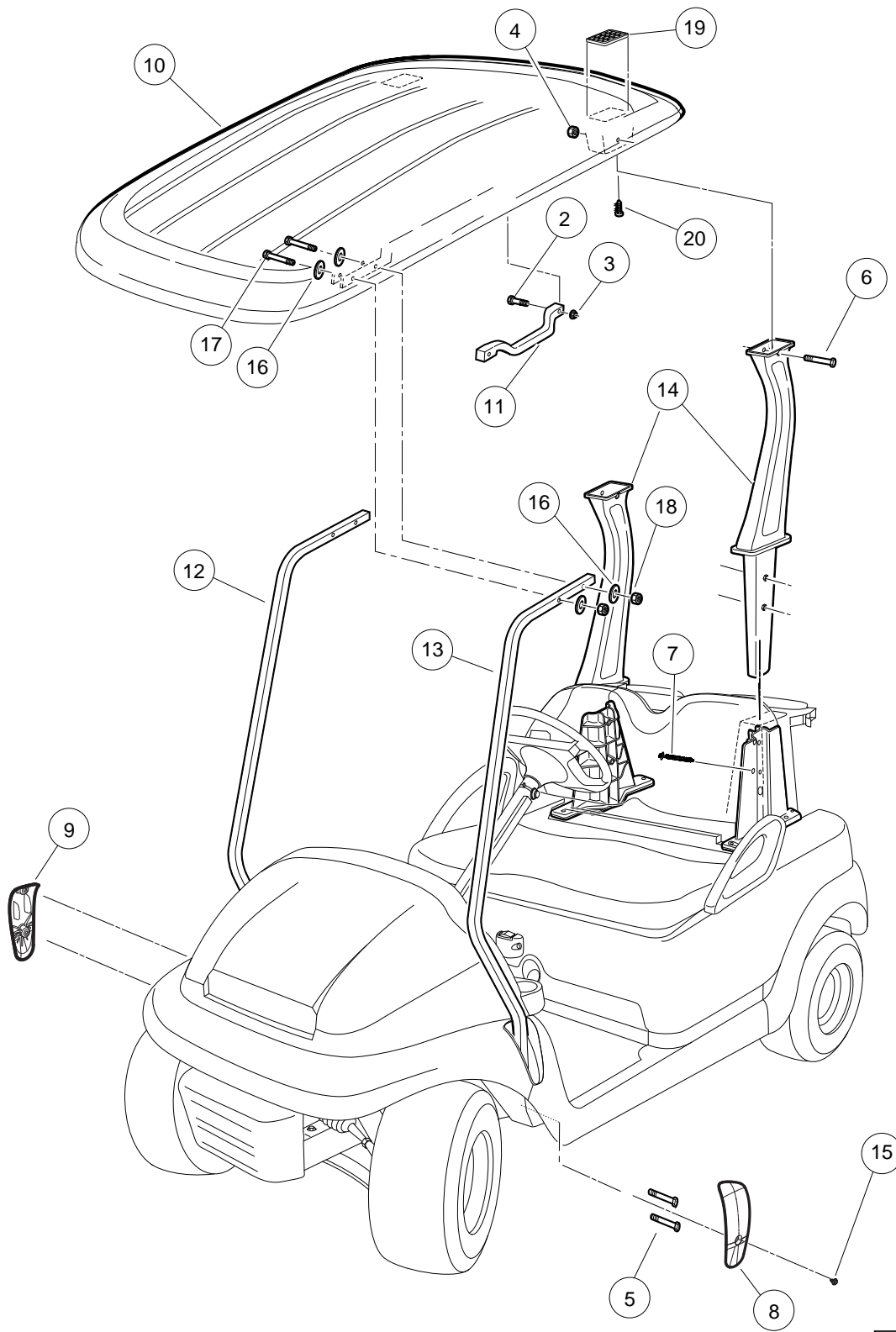
G

E

1

G

E



000439-003

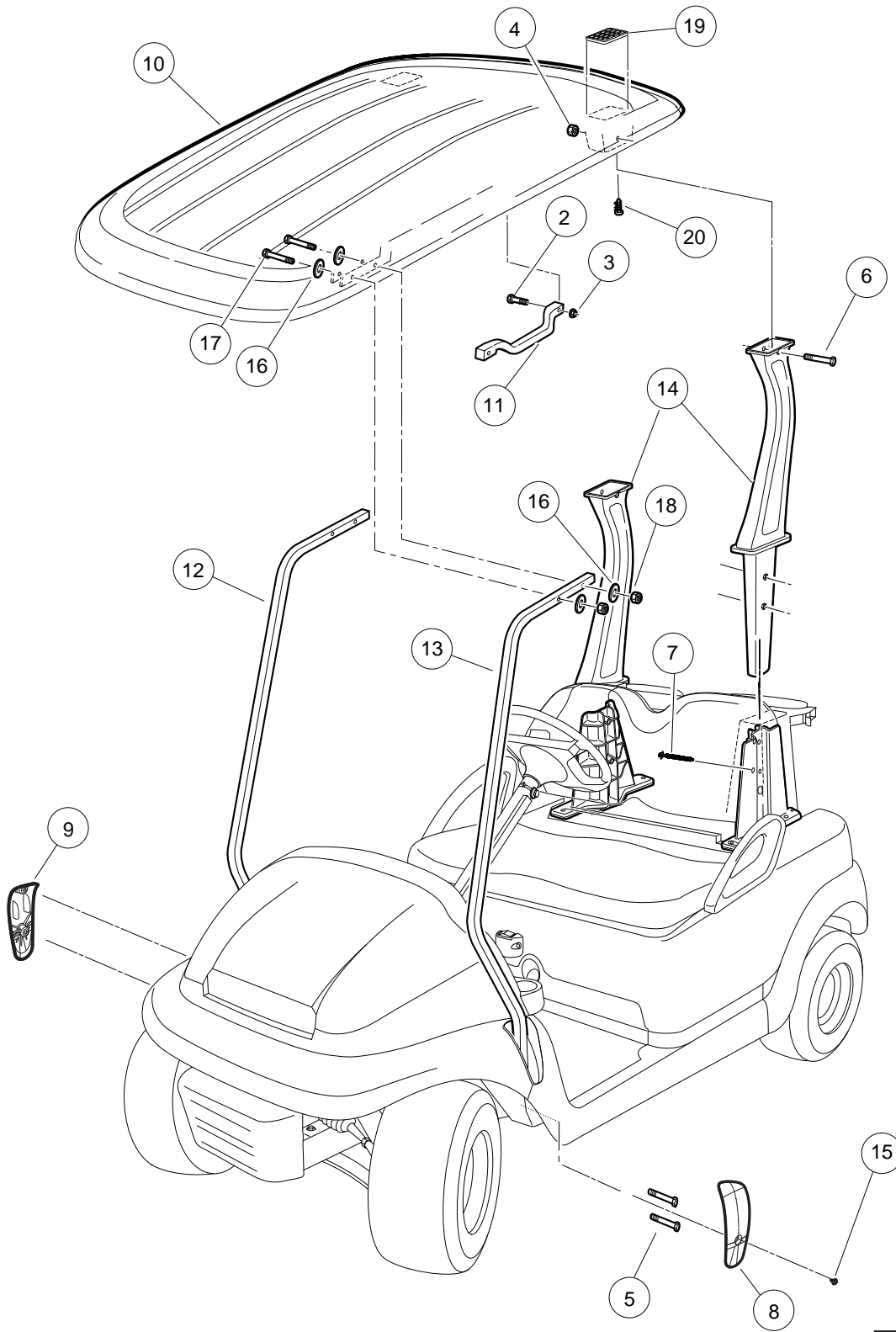
CANOPY – BEIGE

ITEM	PART NO.	DESCRIPTION	QTY	1 G E
		1 2 3 4		
1	102520702	Kit-canopy, Prec-beige (includes items 2 through 20)	1	
2	102296140	Bolt, Flanged Head, M6x1.0x40	4	
3	102296401	Nut-m6x1.0 Flng All Mtl Lock	4	
4	102298401	Nut,m8,all Metal Lock	2	
5	102299065	M8-1.25 X 65 Tx Bttn Hd Bolt	4	
6	102299360	Screw, M8-1.25 X 60, Sems, Tx	2	
7	102299601	Screw, Pt, K80x70 Hex Flg Hd	2	
8	102400002	Cover, Lh Canopy Support, Blk	1	
9	102400102	Cover, Rh Canopy Support, Blk	1	
10	102508902	Canopy-beige	1	
11	102511602	Handle, Canopy (Beige)	2	
12	102512401	Support, Canopy Front, Right-Hand	1	
13	102513301	Support, Canopy Front Left-Hand	1	
14	102513501	Asm-rear Canopy Support	2	
15	102544201	Screw, M6 Hex	2	
16	103196001	Washer, Conical Spring, Canopy	8	
17	103199301	Bolt - M6 X 1 X 45 Hh Grey	4	
18	103200301	Nut, M6 x 1.00	4	
19	103205101	Cover, Drain, Canopy, Precedent	2	
20	103210101	Screw, #8 X.75, Torx, Tapping	2	

1

G

E



000439-003

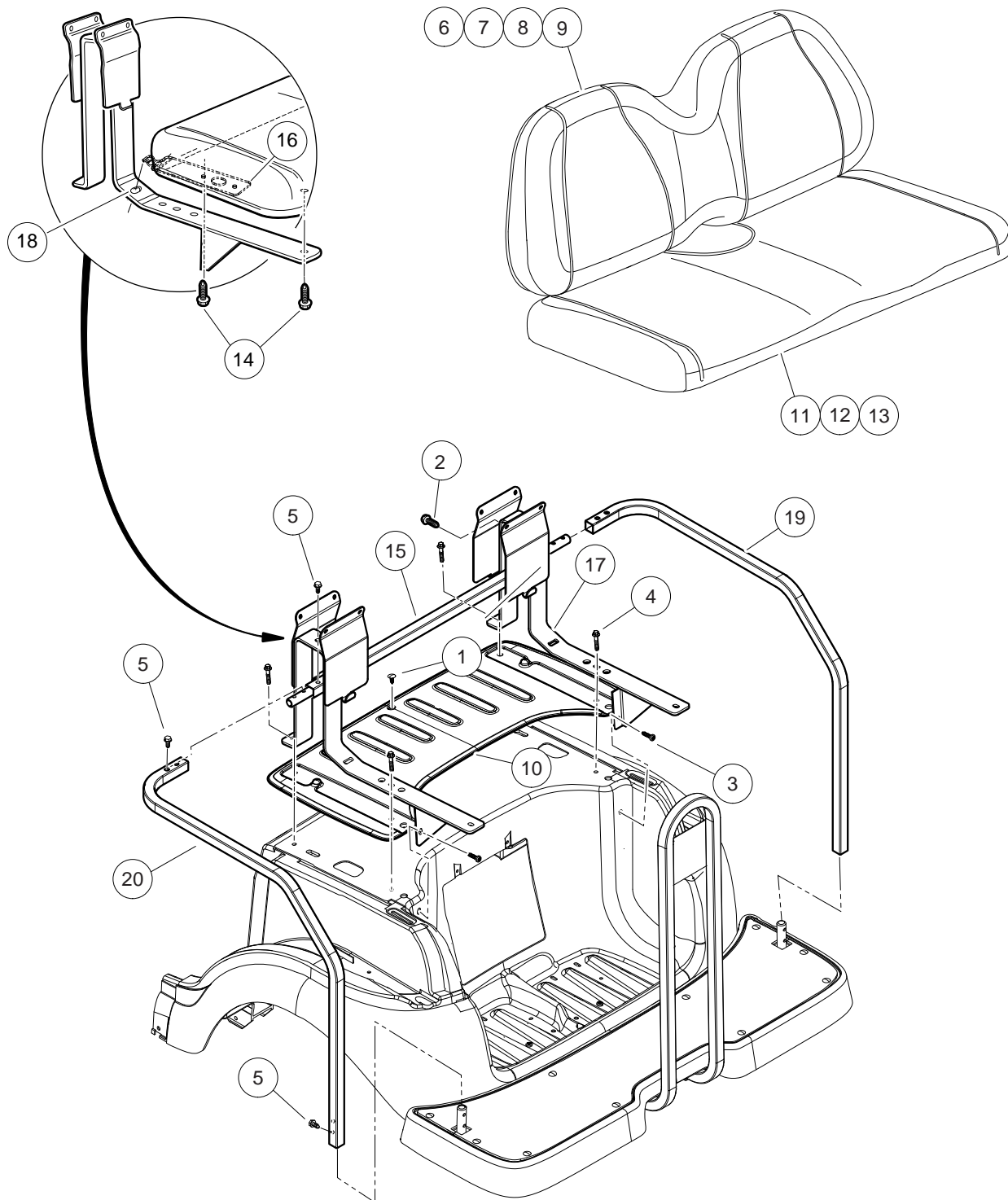
CANOPY – WHITE

ITEM	PART NO.	DESCRIPTION	QTY	1 G E
		1 2 3 4		
1	102520701	Kit-canopy, Prec-white (includes items 2 through 20)	1	
2	102296140	Bolt, Flanged Head, M6x1.0x40	4	
3	102296401	Nut-m6x1.0 Flng All Mtl Lock	4	
4	102298401	Nut,m8,all Metal Lock	2	
5	102299065	M8-1.25 X 65 Tx Bttn Hd Bolt	4	
6	102299360	Screw, M8-1.25 X 60, Sems, Tx	2	
7	102299601	Screw, Pt, K80x70 Hex Flg Hd	2	
8	102400002	Cover, Lh Canopy Support, Blk	1	
9	102400102	Cover, Rh Canopy Support, Blk	1	
10	102508901	Canopy-white	1	
11	102511601	Handle, Canopy (White)	2	
12	102512401	Support, Canopy Front, Right-Hand	1	
13	102513301	Support, Canopy Front Left-Hand	1	
14	102513501	Asm-rear Canopy Support	1	
15	102544201	Screw, M6 Hex	2	
16	103196001	Washer, Conical Spring, Canopy	8	
17	103199301	Bolt - M6 X 1 X 45 Hh Grey	4	
18	103200301	Nut, M6 x 1.00	4	
19	103205101	Cover, Drain, Canopy, Precedent	2	
20	103210101	Screw, #8 X.75, Torx, Tapping	2	

1

G

E



000494-001

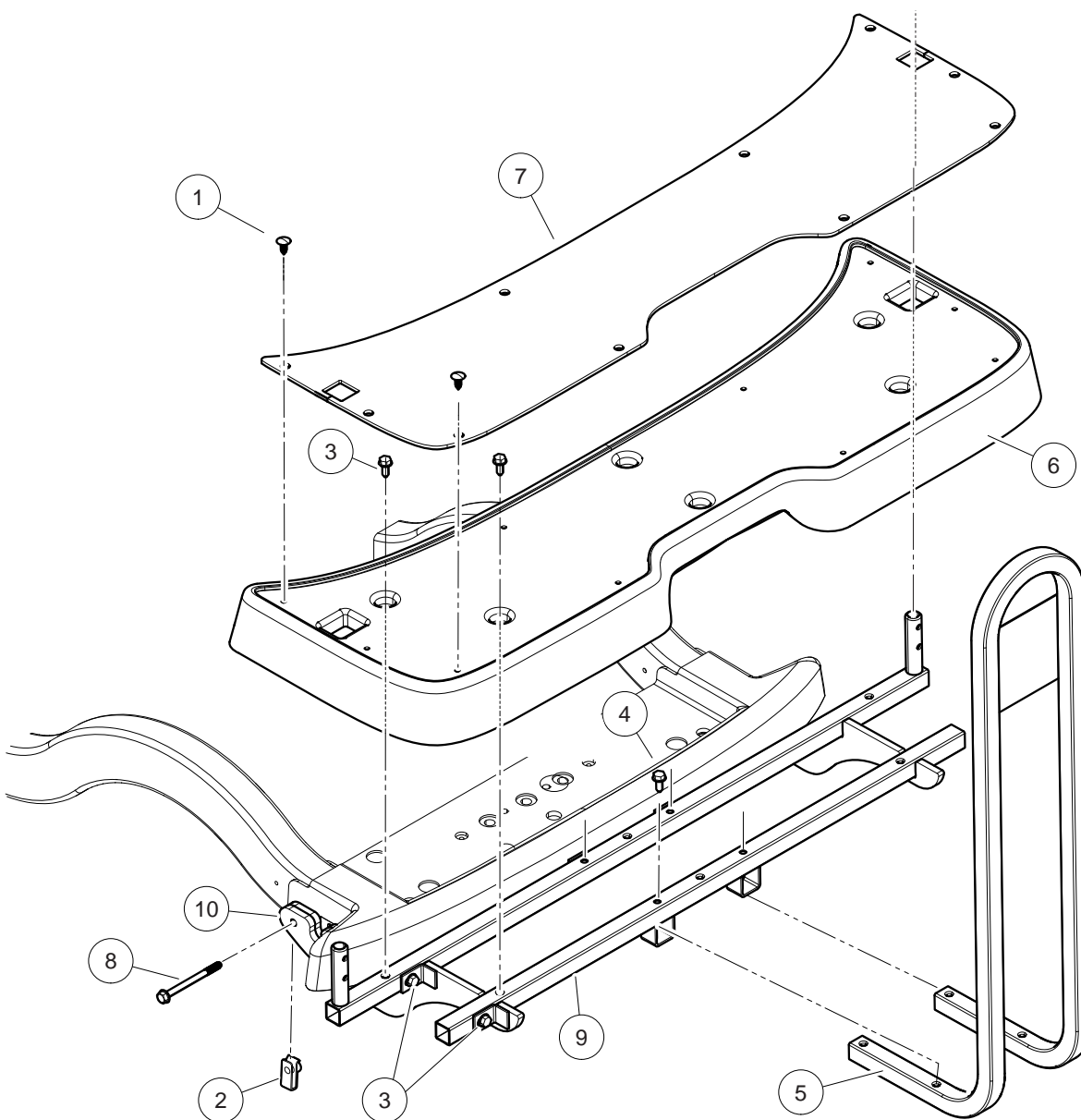
REAR SEAT – PRECEDENT VILLAGER 4

ITEM	PART NO.	DESCRIPTION	QTY	1 G E
		1 2 3 4		
1	1010434	Barrel - Plastic	10	
2	102296530	Screw - M6 X 1.0 X 30 Sems	4	
3	102298030	Screw, K80x30, Torx Pn Hd Pt	2	
4	102298240	Bolt, Flange Head, M8-1.25 X 40	1	
5	102298720	M8-1.25x20 Taptite	10	
6	102503221	Service Backrest Asm, Beige	1	
7	102503222	Service Backrest Asm, White	1	
8	102503224	Service Backrest Asm, Gray	1	
9	102503225	Service Backrest Asm-black	1	
10	102531501	Cover, 4-pass Ns1 Underbody	1	
11	102531701	4-Passenger Rear Seat Bottom, Beige	1	
12	102531702	4-Passenger Rear Seat Bottom, White	1	
13	102531704	4-Passenger Rear Seat Bottom, Gray	1	
14	102541425	Bolt-m6x1.0x25 Hex Flhd, Blk-l	4	
15	102572201	Connector Tube-hand Rail Asm	1	
16	102573101	Bracket, 4-pass Lower Seat	2	
17	102574801	Support-rh 4 Passenger Seat	1	
18	102574901	Support-lh 4 Passenger Seat	1	
19	102575101	Restraint- Rh 4-passenger Hip	1	
20	102575201	Restraint- Lh 4-passenger Hip	1	
Note: See also four-passenger kit information.				

1

G

E



000493-002



REAR FOOTREST ASSEMBLY – PRECEDENT VILLAGER 4

ITEM	PART NO.	DESCRIPTION	QTY
		1 2 3 4	
1	1010434	Barrel - Plastic	10
2	102298601	J-clip - M8 X 1.25	4
3	102298720	M8-1.25x20 Taptite	8
4	102298745	M8-1.25x45 Taptite	4
5	102531001	Handrail Weldment, Rear Seat	1
6	102531402	Footdeck, 4-Passenger, Black	1
7	102531601	Floormat, 4-Passenger, Rear	1
8	102534201	Bolt - Fl Hd, M8 X 95	4
9	102584701	Weld, 4-pass Footdeck-a	1
10	102584801	Weld, 4-pass Footdeck-b	1

1

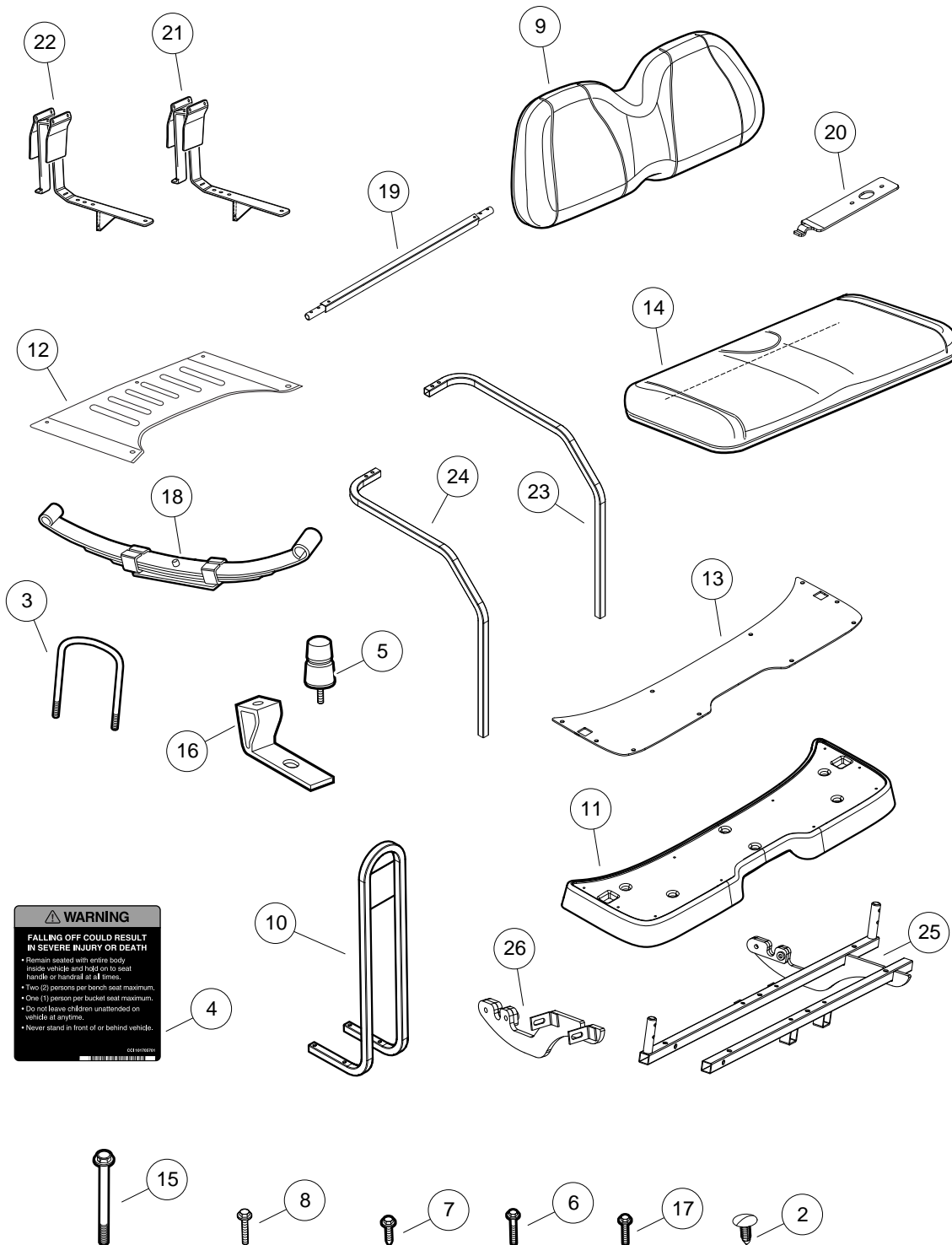
G

E

1

G

E



000505-002

FOUR PASSENGER CONVERSION KIT – BEIGE

ITEM	PART NO.	DESCRIPTION	QTY
		1 2 3 4	
1	102570901	Kit-4-pass, Prec, Std, Beige (includes items 2 through 26)	1
2	1010434	Barrel - Plastic	11
3	1014902	U-Bolt	2
4	101705701	Decal, Warning	1
5	1017235	Bumper, Jounce	2
6	102296530	Screw - M6 X 1.0 X 30 Sems	4
7	102298720	M8-1.25x20 Taptite	18
8	102298745	M8-1.25x45 Taptite	4
9	102503221	Service Backrest Asm, Beige	1
10	102531001	Handrail Weldment, Rear Seat	1
11	102531402	Footdeck, 4-Passenger, Black	1
12	102531501	Cover, 4-pass Ns1 Underbody	1
13	102531601	Floormat, 4-Passenger, Rear	1
14	102531701	4-Passenger Rear Seat Bottom, Beige	1
15	102534201	Bolt - Fl Hd, M8 X 95	4
16	102534801	Jounce Bumper Bracket	2
17	102541425	Bolt-m6x1.0x25 Hex Flhd, Blk-l	6
18	102544901	Spring, Leaf, Rear	2
19	102572201	Connector Tube-hand Rail Asm	1
20	102573101	Bracket, 4-pass Lower Seat	2
21	102574801	Support-rh 4 Passenger Seat	1
22	102574901	Support-lh 4 Passenger Seat	1
23	102575101	Restraint- Rh 4-passenger Hip	1
24	102575201	Restraint- Lh 4-passenger Hip	1
25	102584701	Weld, 4-pass Footdeck-a	1
26	102584801	Weld, 4-pass Footdeck-b	1

1

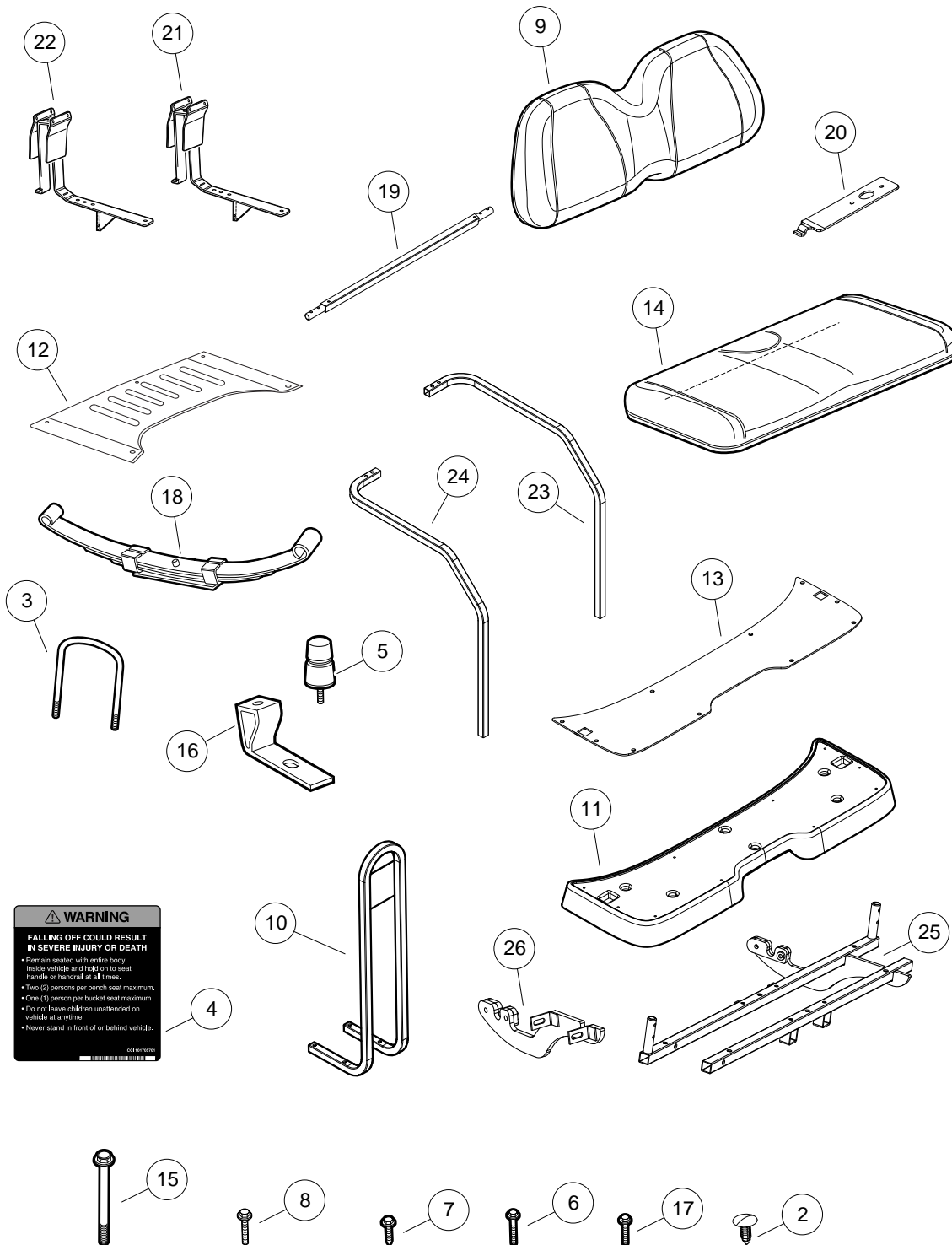
G

E

1

G

E



000505-002

FOUR PASSENGER CONVERSION KIT – WHITE

ITEM	PART NO.	DESCRIPTION	QTY
		1 2 3 4	
1	102570902	Kit-4-pass, Prec, Std, White (includes items 2 through 26)	1
2	1010434	Barrel - Plastic	11
3	1014902	U-Bolt	2
4	101705701	Decal, Warning	1
5	1017235	Bumper, Jounce	2
6	102296530	Screw - M6 X 1.0 X 30 Sems	4
7	102298720	M8-1.25x20 Taptite	18
8	102298745	M8-1.25x45 Taptite	4
9	102503222	Service Backrest Asm, White	1
10	102531001	Handrail Weldment, Rear Seat	1
11	102531402	Footdeck, 4-Passenger, Black	1
12	102531501	Cover, 4-pass Ns1 Underbody	1
13	102531601	Floormat, 4-Passenger, Rear	1
14	102531702	4-Passenger Rear Seat Bottom, White	1
15	102534201	Bolt - Fl Hd, M8 X 95	4
16	102534801	Jounce Bumper Bracket	2
17	102541425	Bolt-m6x1.0x25 Hex Flhd, Blk-l	6
18	102544901	Spring, Leaf, Rear	2
19	102572201	Connector Tube-hand Rail Asm	1
20	102573101	Bracket, 4-pass Lower Seat	2
21	102574801	Support-rh 4 Passenger Seat	1
22	102574901	Support-lh 4 Passenger Seat	1
23	102575101	Restraint- Rh 4-passenger Hip	1
24	102575201	Restraint- Lh 4-passenger Hip	1
25	102584701	Weld, 4-pass Footdeck-a	1
26	102584801	Weld, 4-pass Footdeck-b	1

1

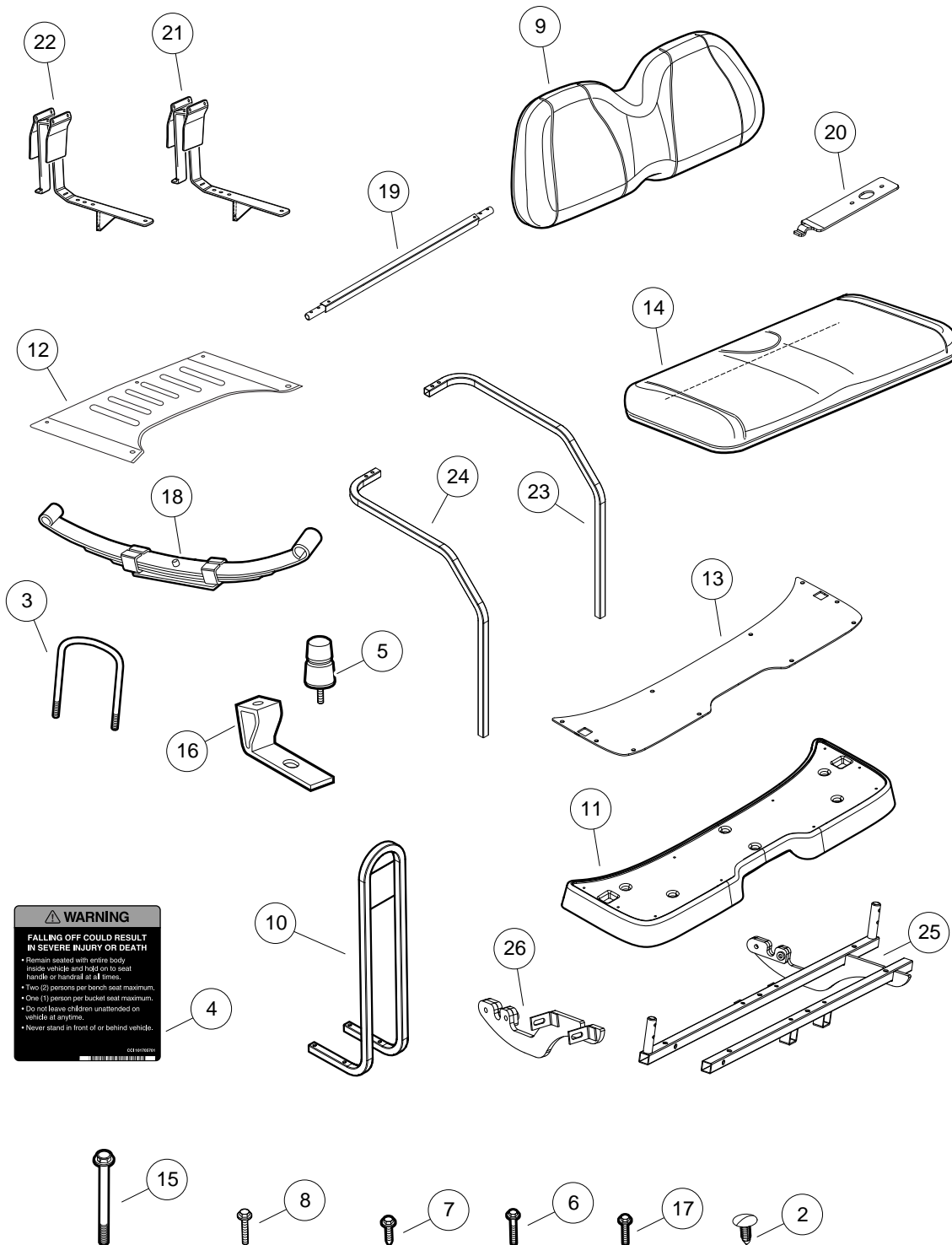
G

E

1

G

E



000505-002

FOUR PASSENGER CONVERSION KIT – GRAY

ITEM	PART NO.	DESCRIPTION	QTY
		1 2 3 4	
1	102570904	Kit, 4 Passenger, Precedent, Std, Gray (includes items 2 through 26)	1
2	1010434	Barrel - Plastic	11
3	1014902	U-Bolt	2
4	101705701	Decal, Warning	1
5	1017235	Bumper, Jounce	2
6	102296530	Screw - M6 X 1.0 X 30 Sems	4
7	102298720	M8-1.25x20 Taptite	18
8	102298745	M8-1.25x45 Taptite	4
9	102503224	Service Backrest Asm, Gray	1
10	102531001	Handrail Weldment, Rear Seat	1
11	102531402	Footdeck, 4-Passenger, Black	1
12	102531501	Cover, 4-pass Ns1 Underbody	1
13	102531601	Floormat, 4-Passenger, Rear	1
14	102531704	4-Passenger Rear Seat Bottom, Gray	1
15	102534201	Bolt - Fl Hd, M8 X 95	4
16	102534801	Jounce Bumper Bracket	2
17	102541425	Bolt-m6x1.0x25 Hex Flhd, Blk-l	6
18	102544901	Spring, Leaf, Rear	2
19	102572201	Connector Tube-hand Rail Asm	1
20	102573101	Bracket, 4-pass Lower Seat	2
21	102574801	Support-rh 4 Passenger Seat	1
22	102574901	Support-lh 4 Passenger Seat	1
23	102575101	Restraint- Rh 4-passenger Hip	1
24	102575201	Restraint- Lh 4-passenger Hip	1
25	102584701	Weld, 4-pass Footdeck-a	1
26	102584801	Weld, 4-pass Footdeck-b	1

1
G
E

DID YOU KNOW?

CartPros directs you to the right part using the part numbers from this manual. Enter the part number into our search box and it will find the part you are looking for.

**GET STARTED
HERE**



<https://CartPros.com/f.html>

1

G

E

**DID YOU
KNOW?**

CartPros directs you to the right part using the part numbers from this manual. Enter the part number into our search box and it will find the part you are looking for.

**GET STARTED
HERE**



<https://CartPros.com/f.html>

WHEELS AND TIRES

2

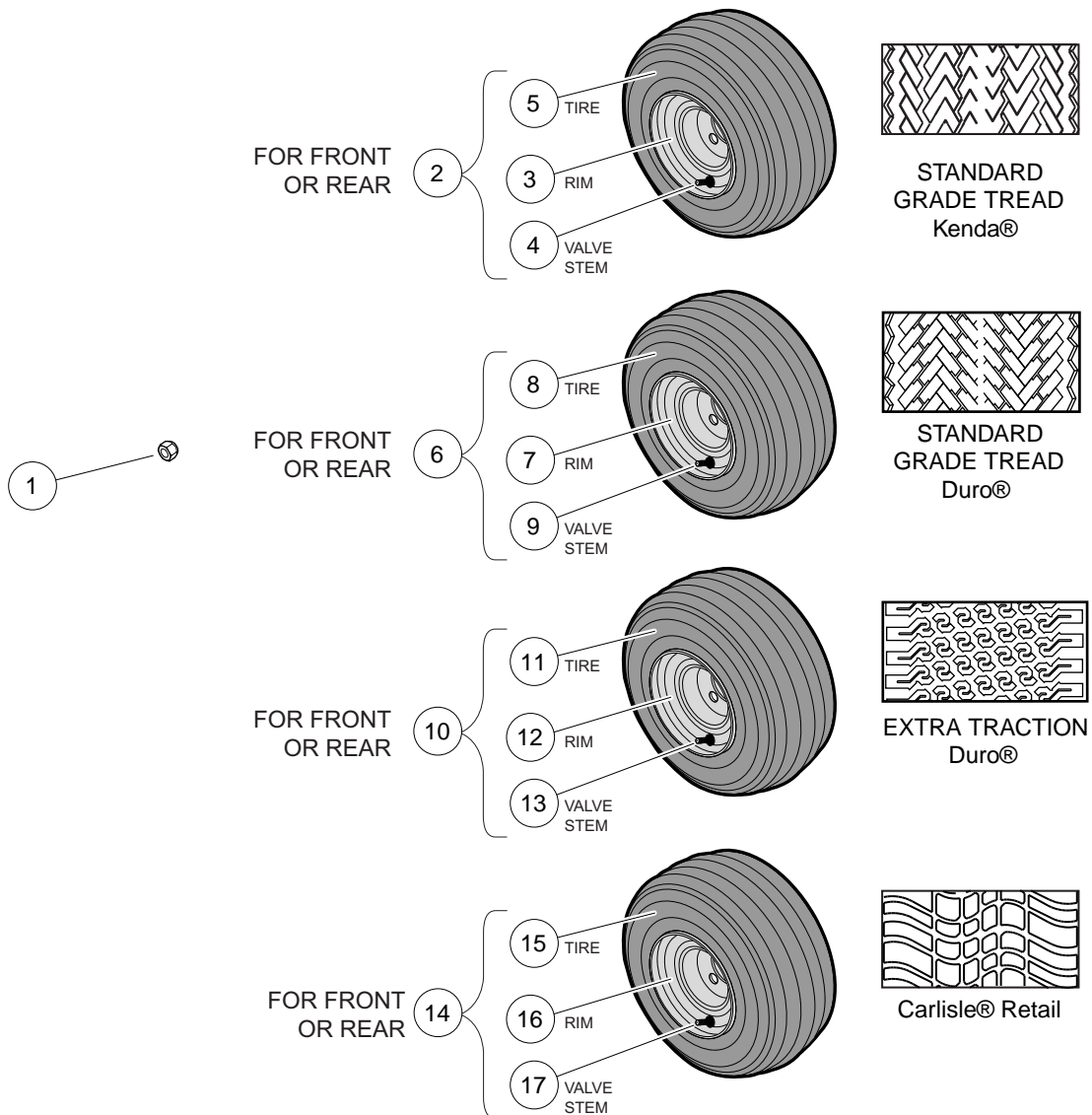
G

E

2

G

E



000474-004

WHEELS AND TIRES – PROFESSIONAL AND I2

ITEM	PART NO.	DESCRIPTION	QTY
		1 2 3 4	
1	1010984	.500-20 Unf Lug Nut	16
2	102522601	Asm-Kenda Std Gray (includes items 3 through 5)	4
3	103459101	Wheel Rim Asm, 8"x7", Silver	1
4	7310	Valve Stem	1
5	AM10682	Unmounted Prem Tire 18x8.50x8	1
6	102522604	Asm-duro Std Gray (includes items 7 through 9)	4
7	102557801	Wheel Rim Asm, 8"X7.000" (Duro rim)	1
8	102569304	Duro 18 X 8.5 X 8, 4-Ply	1
9	7310	Valve Stem	1
10	102522605	Asm-duro Extra Tract Gray (includes items 11 through 13)	4
11	101769302	Tire, Unmounted Xtrac 18 x 8.50-8	1
12	102557801	Wheel Rim Asm, 8"X7.000" (Duro rim)	1
13	7310	Valve Stem	1
14	102522609	Asm-carlisle Retail (includes items 15 through 17)	4
15	102569309	Tire-carlisle 18.5x8.5r8 4-ply	1
16	102594101	Wheel Rim Asm, 8"X7.000" (Carlisle rim)	1
17	7310	Valve Stem	1

2

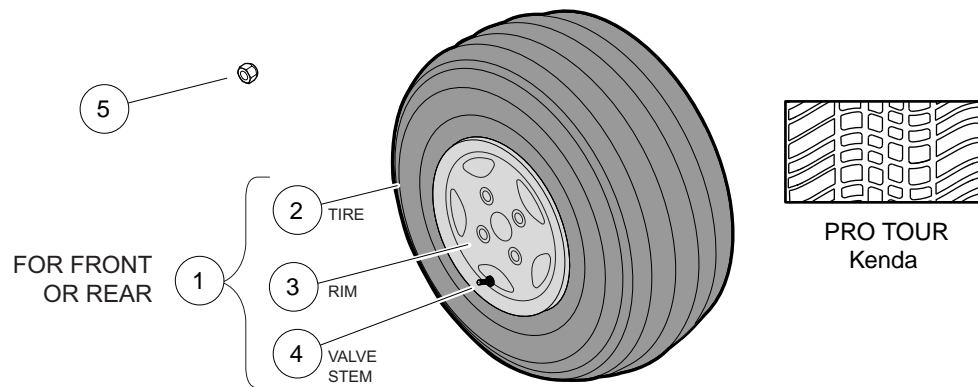
G

E

2

G

E



000475-004

WHEELS AND TIRES – CHAMPION AND I2L

ITEM	PART NO.	DESCRIPTION	QTY	2 G E
		1 2 3 4		
1	102540601	Tire and Wheel, Aluminum (includes items 2 through 4)	4	
2	102556701	Tire, Pro Tour, 205-50 X 10	1	
3	102556801	Wheel, ChampionsAluminum'	1	
4	7310	Valve Stem	1	
5	102540701	Lug Nut, 1/2" Closed End	16	

DID YOU KNOW?

CartPros directs you to the right part using the part numbers from this manual. Enter the part number into our search box and it will find the part you are looking for.

**GET STARTED
HERE**

→ <https://CartPros.com/f.html>

2

G

E

**DID YOU
KNOW?**

CartPros directs you to the right part using the part numbers from this manual. Enter the part number into our search box and it will find the part you are looking for.

**GET STARTED
HERE**



<https://CartPros.com/f.html>

DECALS

3

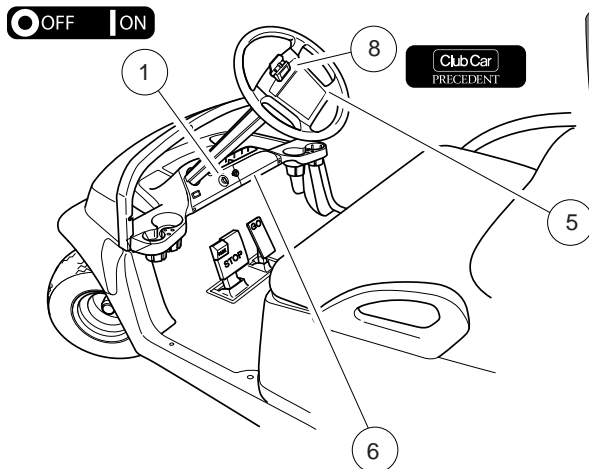
G

E

3

G

E



OPERATING INSTRUCTIONS

- Read owner's manual and safety warnings located on dash panel prior to driving.
- Study and understand controls.

TO OPERATE

- Turn wheels to desired direction and ensure path is clear.
- Turn key to ON position.
- While stopped, place shift lever in desired position:
F – Forward N – Neutral R – Reverse (Buzzer will sound)
- Park brake will release and vehicle will start moving when accelerator pedal is pressed.
- Slowly press accelerator pedal to increase speed.
- To stop, release accelerator pedal and press brake pedal.

BEFORE LEAVING

- Press park brake pedal until it locks and holds vehicle.
- Place Forward/Reverse switch in NEUTRAL position.
- Turn key OFF and remove key when not in use.

CCI 102519201

WARNING

ROLLOVER OR FALLING OFF MAY CAUSE SERIOUS INJURY OR DEATH.

- Before using vehicle, read operating instructions.
- Do not start vehicle until all occupants are seated.
- Keep entire body inside vehicle while moving.
- Drive slowly in turns and straight up and down slopes.
- Use brakes to reduce speed when coasting downhill.
- Never operate under the influence of alcohol or drugs.
- For use by authorized persons in designated areas only.
- Remain seated while moving.
- Operate from driver side only.
- Never operate on public roads.
- Hold on to seat handle while moving.
- Two (2) persons per seat maximum.
- Never stand in front of or behind vehicle.
- Do not leave children unattended on vehicle.

CCI 102519301

WARNING

BATTERY EXPLOSION / FIRE CAN CAUSE SEVERE INJURY

- Do not contact positive (+) battery post or cable to frame.
- Disconnect negative (-) cable first.
- Negative (-) frame ground.

CCI 102517901

WARNING

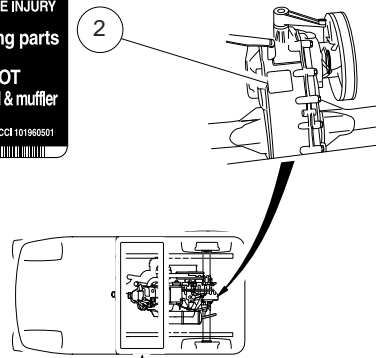
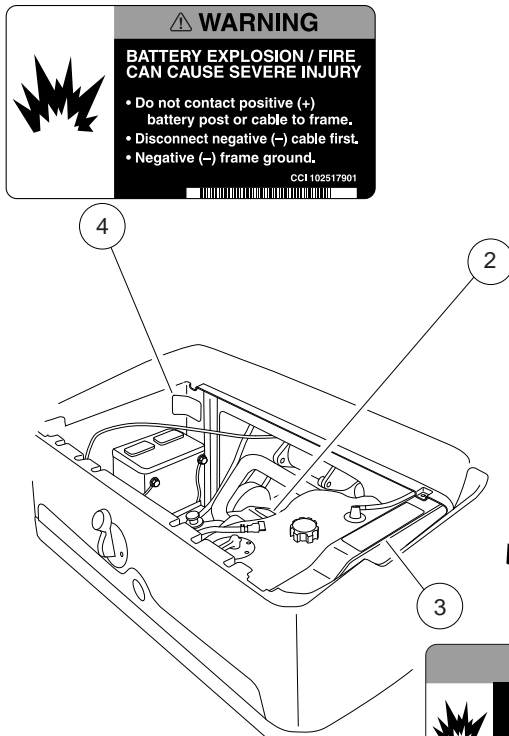
CAN CAUSE SEVERE INJURY

Rotating parts

HOT manifold & muffler

KEEP CLEAR

CCI 101960501



WARNING

GASOLINE EXPLOSION / FIRE CAN CAUSE SEVERE INJURY OR DEATH

- No sparks or open flame near fuel or fuel tank.
- No smoking near fuel or fuel tank.
- Stop engine and allow to cool before refueling.
- Turn fuel valve (—) on during operation.
- Turn fuel valve (—) off during storage or transport.

EXCESSIVE SPEED CAN CAUSE SEVERE INJURY OR DEATH

- Do not tamper with engine governor adjustment.

CCI 102517801

CE

000444-001



DECALS – GASOLINE VEHICLE

ITEM	PART NO.	DESCRIPTION	QTY	3 G E
		1 2 3 4		
1	101825101	Decal, Off/On	1	
2	101960501	Decal, Rotating Parts/Hot Manifold	2	
3	102517801	Decal, Warning - Gas and Govenor	1	
4	102517901	Decal, Warning - Frame Ground	1	
5	102519201	Decal, Operating Instr, Gas	1	
6	102519301	Decal, Warning, Rollover	1	
7	102538101	Decal, Operating Instructions, Gas, Comfort Grip	1	
8	102540901	Decal, Club Car Clip	1	
Note: Item 7 not shown.				

3

G

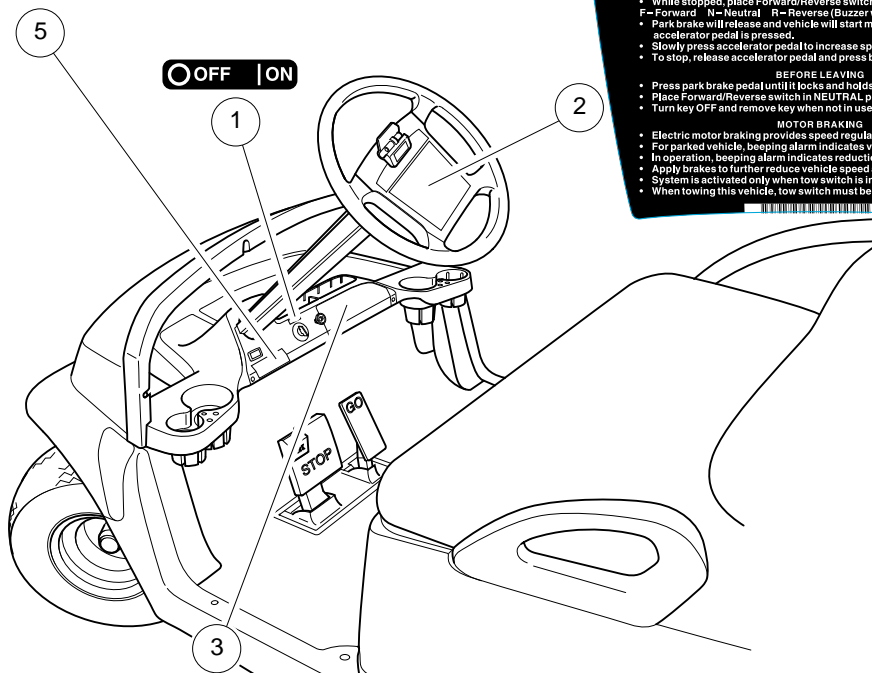
E

IMPORTANT NOTICE

This vehicle does not conform to ANSI Z130.1 - "Standard for Golf Cars - Safety and Performance Requirements" because it is capable of speeds in excess of 15 miles per hour. Exercise caution.

CCI 102555901

OFF ON



OPERATING INSTRUCTIONS

- Read owner's manual and dash-mounted safety warnings prior to driving.
- Study and understand controls.

TO OPERATE

- Turn wheels to desired direction and ensure path is clear.
- Turn key to ON position.
- While stopped, place Forward/Reverse switch in desired position: F=Forward N=Neutral R=Reverse (Buzzer will sound)
- Park brake will release and vehicle will start moving when accelerator pedal is pressed.
- Slowly press accelerator pedal to increase speed.
- To stop, release accelerator pedal and press brake pedal.

BEFORE LEAVING

- Press park brake pedal until it locks and holds vehicle.
- Place Forward/Reverse switch in NEUTRAL position.
- Turn key OFF and remove key when not in use.

MOTOR BRAKING

- Electric motor braking provides speed regulation functions.
- For parked vehicle, beeping alarm indicates vehicle roll away.
- In operation, beeping alarm indicates reduction in motor braking.
- Apply brakes to further reduce vehicle speed as required.
- System is activated only when tow switch is in the RUN position.
- When towing this vehicle, tow switch must be in the TOW position.

CCI 102518001

⚠ WARNING

ROLLOVER OR FALLING OFF MAY CAUSE SERIOUS INJURY OR DEATH.

- Before using vehicle, read operating instructions.
- Do not start vehicle until all occupants are seated.
- Keep entire body inside vehicle while moving.
- Drive slowly in turns and straight up and down slopes.
- Use brakes to reduce speed when coasting downhill.
- Never operate under the influence of alcohol or drugs.
- For use by authorized persons in designated areas only.
- Remain seated while moving.
- Operate from driver side only.
- Never operate on public roads.
- Hold on to seat handle while moving.
- Two (2) persons per seat maximum.
- Never stand in front of or behind vehicle.
- Do not leave children unattended on vehicle.

CCI 102519301

000441-005



DECALS – ELECTRIC VEHICLE

ITEM	PART NO.	DESCRIPTION	QTY	3 G E
1	101825101	Decal, Off/On	1	
2	102518001	Decal, Operating Instr, Elec	1	
3	102519301	Decal, Warning, Rollover	1	
4	102538201	Decal, Operating Instr, Ele, Comfort Grip	1	
5	102555901	Decal, Private Speed, Prec	1	
<p>Note: Item 4 not shown.</p>				

3

G

E

WARNING

BATTERY EXPLOSION COULD RESULT IN SEVERE PERSONAL INJURY

- Place Run/Tow switch in TOW position before performing any of the following:
 - Disconnecting or connecting battery cables
 - Towing this vehicle
 - Extended storage
 - Servicing the vehicle
- Do not store items in battery compartment.
- Keep electronic components dry.
- Do not operate vehicle without this plate properly installed.
- See vehicle service manual before servicing.

RUN

TOW

CCI 103384601

CAUTION EXPOSURE TO WATER MAY DAMAGE ELECTRONIC COMPONENTS

- Do not direct water stream in the area of this plate.
- See vehicle service manual before servicing.

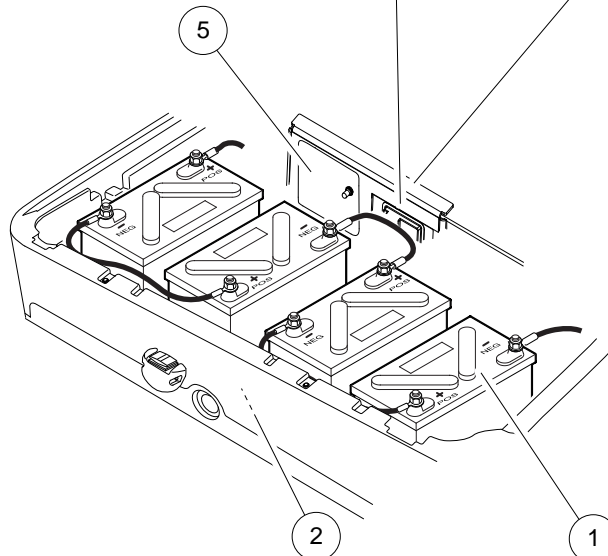
CCI 103384601

WARNING

SHORTING OF BATTERY TERMINALS CAN CAUSE PERSONAL INJURY OR DEATH.

- When removing component mounting plate, do not place plate directly on top of batteries.

103384701



WARNING

HEAVY LIFTING CAN CAUSE SEVERE PERSONAL INJURY

- The weight of each 12-volt battery is in excess of 80 lb (36.3 kg).
- Lift batteries only with the aid of an assistant.

CCI 103238501

DANGER!

HIGH VOLTAGE...
RISK OF SHOCK
DO NOT TOUCH UNINSULATED TERMINALS OR CONNECTORS.

NO SPARKS, FLAMES, SMOKING

SULFURIC ACID
CAN CAUSE BLINDNESS OR SEVERE BURNS

SHIELD EYES
EXPLOSIVE GASES
CAN CAUSE BLINDNESS OR INJURY

FLUSH EYES IMMEDIATELY WITH WATER.
GET MEDICAL HELP FAST

SEE INSTALLATION, MAINTENANCE AND OPERATION INSTRUCTIONS
VENTILATE WELL WHEN IN AN ENCLOSED SPACE AND WHEN CHARGING.
KEEP OUT OF REACH OF CHILDREN
DO NOT TIP

CCI 102591901

000441-004



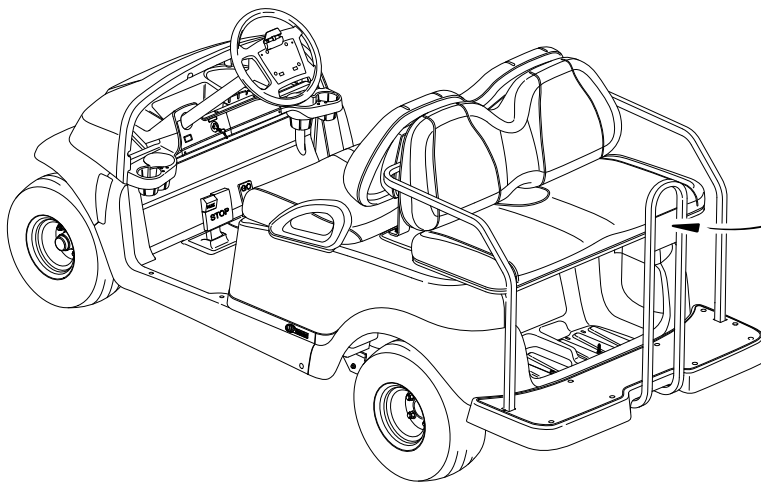
DECALS – ELECTRIC VEHICLE, CONTINUED

ITEM	PART NO.	DESCRIPTION	QTY	3 G E
		1 2 3 4		
1	102591901	Warning Tag, Battery, SPWS (For SPWS Accessory)	4	
2	103238501	Decal, Warning -battery Weight	1	
3	103384601	Decal-water Exposure	1	
4	103384701	Decal-warning, Short	1	
5	103384801	Decal-warning, Run Tow	1	

3**G****E****WARNING****FALLING OFF COULD RESULT
IN SEVERE INJURY OR DEATH**

- Remain seated with entire body inside vehicle and hold on to seat handle or handrail at all times.
- Two (2) persons per bench seat maximum.
- One (1) person per bucket seat maximum.
- Do not leave children unattended on vehicle at anytime.
- Never stand in front of or behind vehicle.

CCI 101705701



000495-001

DECAL – PRECEDENT VILLAGER 4

ITEM	PART NO.	DESCRIPTION	QTY	3 G E
1	101705701	<div>1 2 3 4</div> Decal, Warning	4	

DID YOU KNOW?

CartPros directs you to the right part using the part numbers from this manual. Enter the part number into our search box and it will find the part you are looking for.

**GET STARTED
HERE**

→ <https://CartPros.com/f.html>

3

G

E

**DID YOU
KNOW?**

CartPros directs you to the right part using the part numbers from this manual. Enter the part number into our search box and it will find the part you are looking for.

**GET STARTED
HERE**



<https://CartPros.com/f.html>

BRAKES AND PEDAL GROUP ASSEMBLIES

4

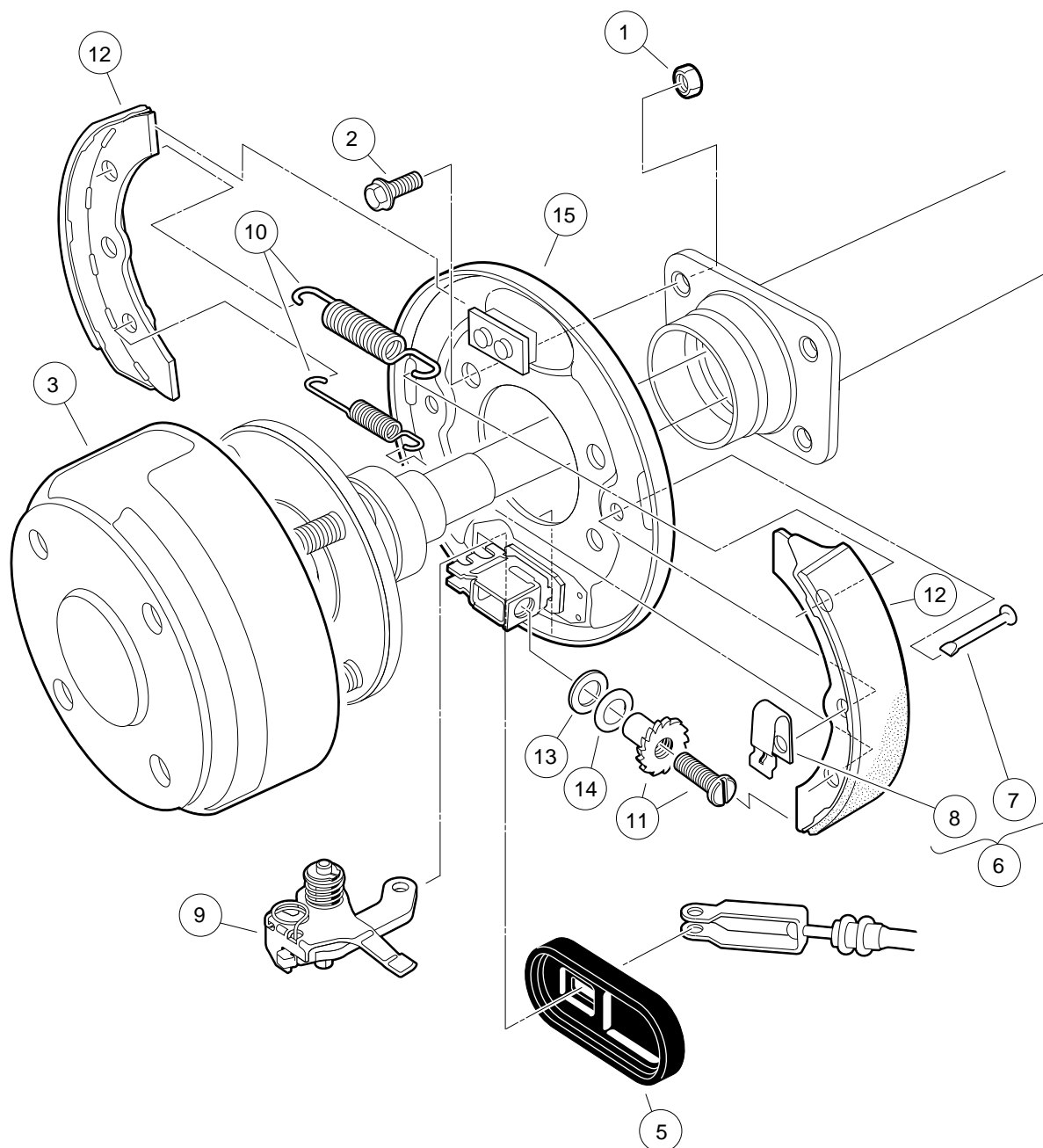
G

E

4

G

E



000186-002

REAR BRAKE ASSEMBLY, SELF-ADJUSTING – STYLE A

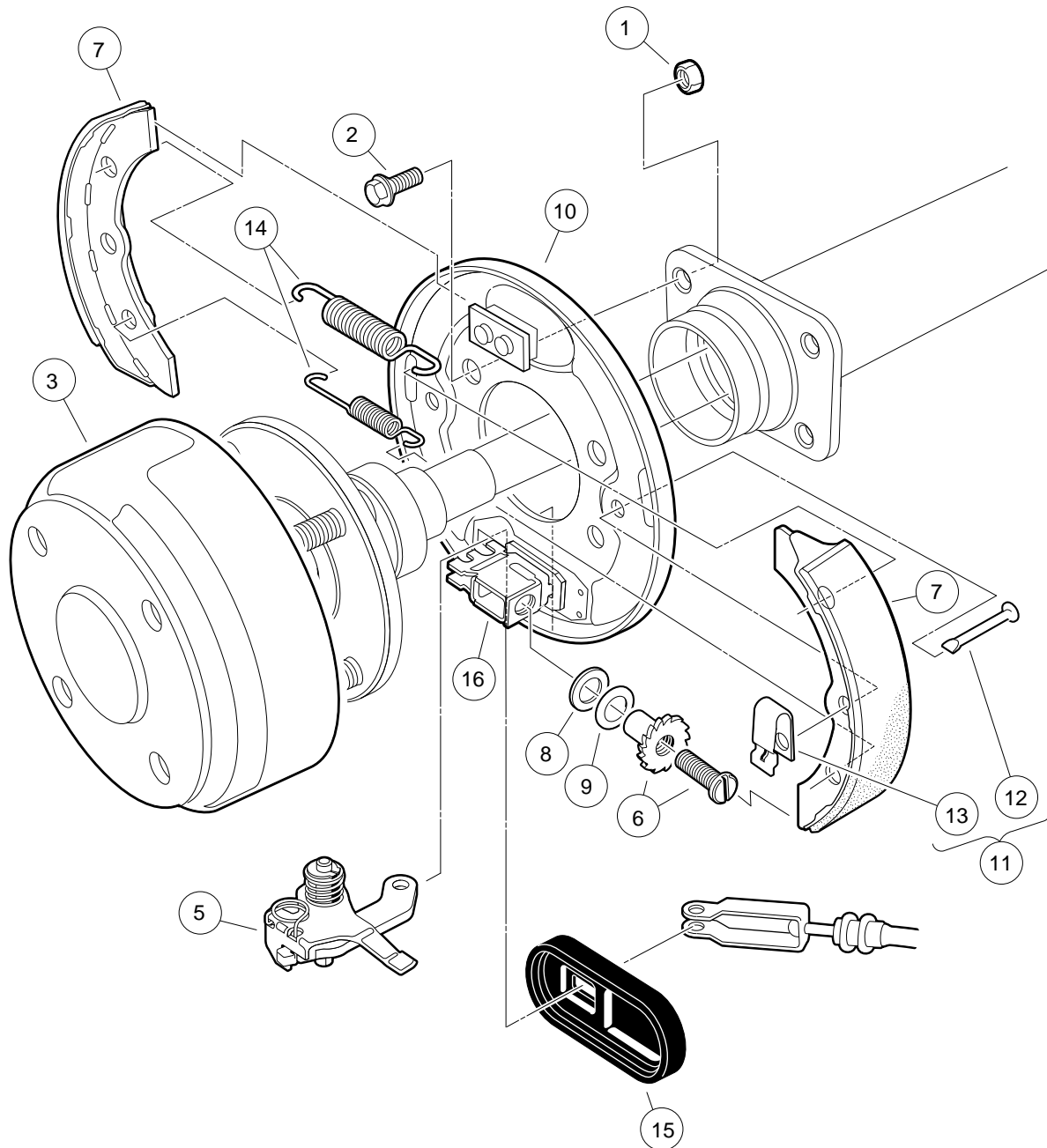
ITEM	PART NO.	DESCRIPTION	QTY
		1 2 3 4	
1	1013924	Nut, 5/16-24 Hex Head Cone	8
2	1014153	Bolt, Brake Cluster Mounting	8
3	101791101	Drum without Center Hole, Brake	2
4	101823301	Cluster Assembly, Right (Passenger) Brake (includes items 5 through 15)	1
5	1010850	Dust Cover	1
6	1011466	Kit, Shoe Retainer (includes items 7 and 8)	1
7	N/A	Pin	2
8	N/A	Shoe Clamp Spring	2
9	101815501	Lever Assembly, Self-Adjusting Brake, Right (Passenger)	1
10	101816301	Package, Brake Spring, Self-Adjusting	1
11	101816501	Adj Mechanism, S.A. Brakes, Right (Passenger)	1
12	101823201	Package, Brake Shoe, Self-Adjusting	1
13	101823801	Plate, Washer, Brake, Self-Adjusting	1
14	101823901	Washer, Brake, Self-Adjusting	1
15	101824001	Plate Assembly, Right Brake Backing	1
16	101823302	Cluster Assembly, Left Brake (includes items 17 through 27)	1
17	1010850	Dust Cover	1
18	1011466	Kit, Shoe Retainer (includes items 19 and 20)	1
19	N/A	Pin	2
20	N/A	Shoe Clamp Spring	2
21	101815502	Lever Assembly, Self-Adjusting Brake, Left	1
22	101816301	Package, Brake Spring, Self-Adjusting	1
23	101816502	Adjusting Mechanism, Self-Adjusting Brake, Left	1
24	101823201	Package, Brake Shoe, Self-Adjusting	1
25	101823801	Plate, Washer, Brake, Self-Adjusting	1
26	101823901	Washer, Brake, Self-Adjusting	1
27	101824002	Plate Assembly, Left Brake Backing	1
<p>Note: Driver-side brake cluster not shown. Components have a similar appearance to passenger-side brake cluster components. Note: Individual components of Style A are available. To replace an entire brake cluster assembly, order Style B.</p>			

4
G
E

4

G

E



000186-003

REAR BRAKE ASSEMBLY, SELF-ADJUSTING – STYLE B

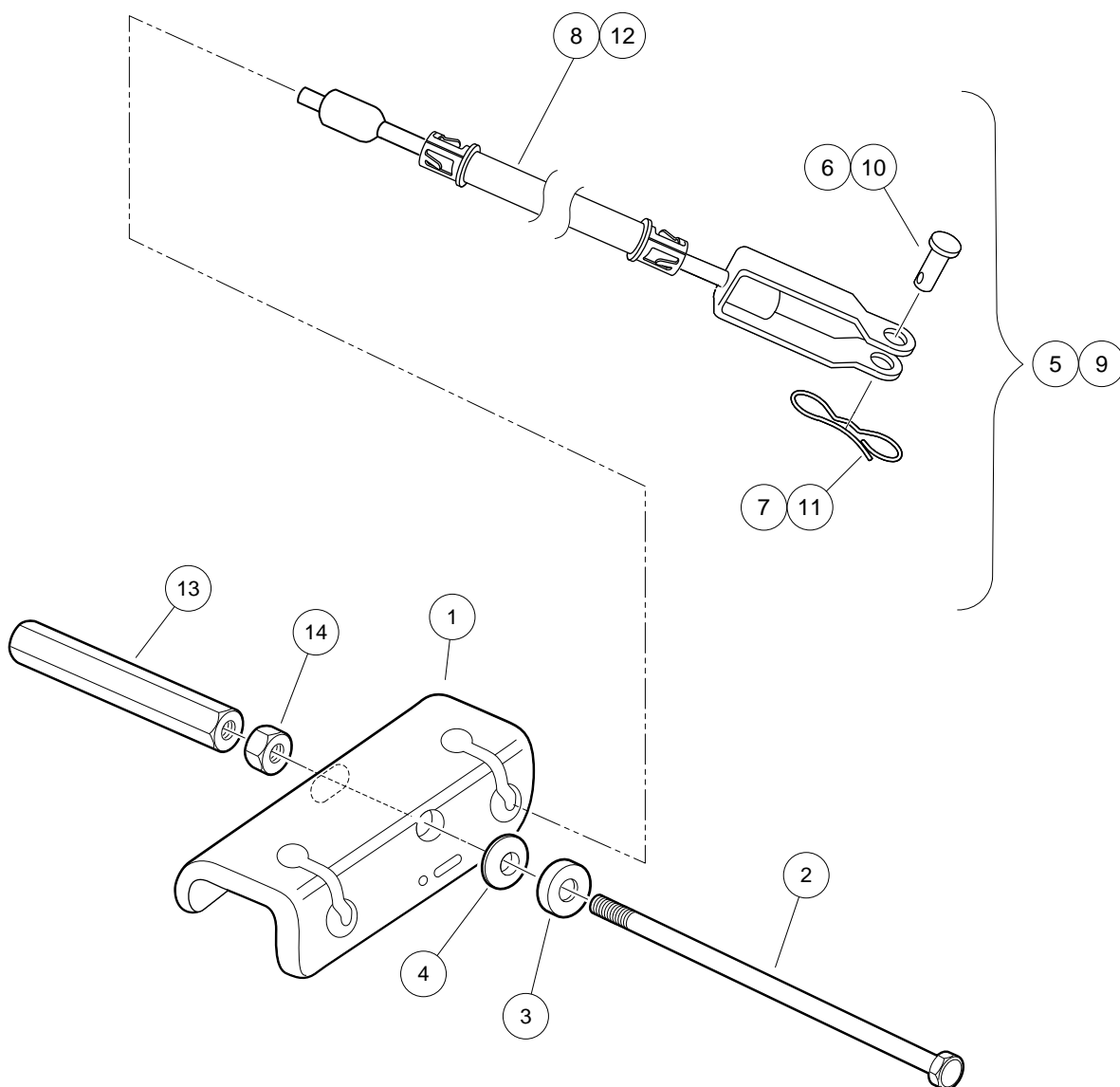
ITEM	PART NO.	DESCRIPTION	QTY
		1 2 3 4	
1	1013924	Nut, 5/16-24 Hex Head Cone	8
2	1014153	Bolt, Brake Cluster Mounting	8
3	101791101	Drum without Center Hole, Brake	2
4	103380201	Asm, Brake Cluster, Mech, Drvr (includes items 5 through 16)	1
5	101815502	Lever Assembly, Self-Adjusting Brake, Left	1
6	101816502	Adjusting Mechanism, Self-Adjusting Brake, Left	1
7	101823201	Package, Brake Shoe, Self-Adjusting	1
8	101823801	Plate, Washer, Brake, Self-Adjusting	1
9	101823901	Washer, Brake, Self-Adjusting	1
10	103483102	Back Plate, Lh	1
11	103483201	Kit, Shoe Retainer (includes items 12 and 13)	1
12	N/A	Pin	2
13	N/A	Spring, Shoe, Clamp	2
14	103483401	Package Brake Spring Self Adj	1
15	103483601	Cover, Dust	1
16	103483701	Brake Block	1
17	103380202	Asm, Brake Cluster, Mech, Pass (includes items 18 through 29)	1
18	101815501	Lever Assembly, Self-Adjusting Brake, Right (Passenger)	1
19	101816501	Adj Mechanism, S.A. Brakes, Right (Passenger)	1
20	101823201	Package, Brake Shoe, Self-Adjusting	1
21	101823801	Plate, Washer, Brake, Self-Adjusting	1
22	101823901	Washer, Brake, Self-Adjusting	1
23	N/A	Back Plate, Rh	1
24	103483201	Kit, Shoe Retainer (includes items 25 and 26)	1
25	N/A	Pin	2
26	N/A	Spring, Shoe, Clamp	2
27	103483401	Package Brake Spring Self Adj	1
28	103483601	Cover, Dust	1
29	103483701	Brake Block	1
<p>Note: Driver-side brake cluster not shown. Components have a similar appearance to passenger-side brake cluster components. Style B brake cluster assemblies are backward compatible but individual parts that do not share part numbers with Style A are not. Style B incorporated on vehicles beginning with serial number 0915-016429.</p>			

4
G
E

4

G

E



000467-004

BRAKE CABLES AND EQUALIZER BRACKET – STYLE A

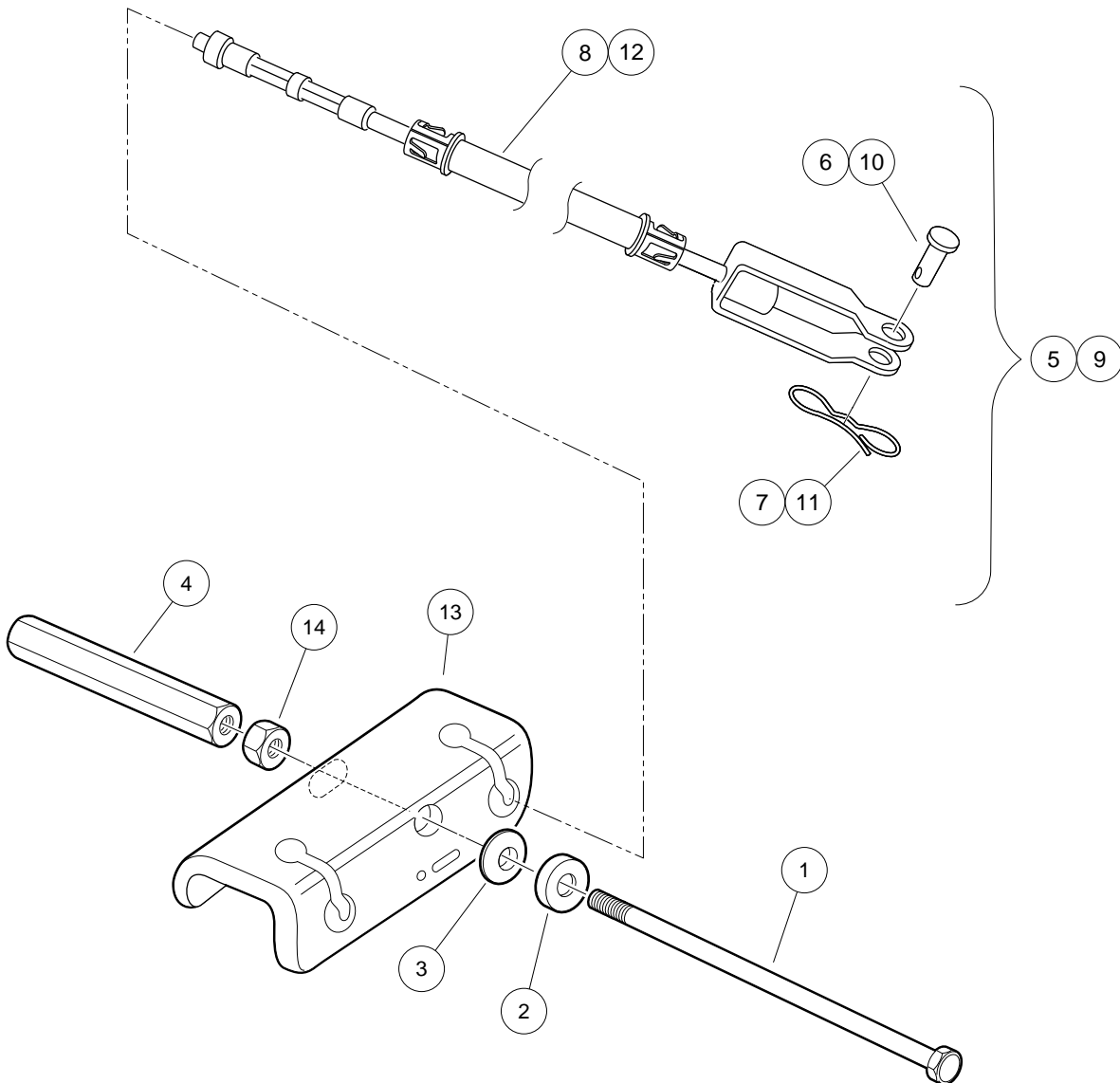
ITEM	PART NO.	DESCRIPTION	QTY
		1 2 3 4	
1	101990802	Equalizer Bracket	1
2	102297901	Bolt, 5/16-18 X 7.375, Hex	1
3	102551901	Washer, 5/16, Self Comp, Cup	1
4	102552001	Washer, 5/16, Self Comp, Cone	1
5	102557501	Brake Cable Kit, Precedent Right-Hand (includes items 6 through 8)	1
6	1010829	Pin, Clevis, 5/16 X 3/4	1
7	102292801	Pin, Bow Tie Locking - .072	1
8	N/A	Brake Cable (Right)	1
9	102557502	Brake Cable Kit, Precedent Left-Hand (includes items 10 through 12)	1
10	1010829	Pin, Clevis, 5/16 X 3/4	1
11	102292801	Pin, Bow Tie Locking - .072	1
12	N/A	Brake Cable (Left)	1
13	102594301	Nut, 5/16-18, Hex Adjusting -I	1
14	1242	Nut, 5/16-18 Hex	1
<p>Note: Parts shown on this page were used in production for Precedent vehicles with serial numbers lower than 0918-020874. Style B equalizer can be used with Style A brake cables but Style A equalizer cannot be used with Style B brake cables. See also Service Bulletin 09-008.</p>			

4
G
E

4

G

E



000467-005

BRAKE CABLES AND EQUALIZER BRACKET – STYLE B

ITEM	PART NO.	DESCRIPTION	QTY
		1 2 3 4	
1	102297901	Bolt, 5/16-18 X 7.375, Hex	1
2	102551901	Washer, 5/16, Self Comp, Cup	1
3	102552001	Washer, 5/16, Self Comp, Cone	1
4	102594301	Nut, 5/16-18, Hex Adjusting -l	1
5	103528701	Kit, Brake Cable, Prec, Rh (includes items 6 through 8)	1
6	1010829	Pin, Clevis, 5/16 X 3/4	1
7	102292801	Pin, Bow Tie Locking - .072	1
8	N/A	Cable, Brake, Prec, Right	1
9	103528702	Kit, Brake Cable, Prec, Lh (includes items 10 through 12)	1
10	1010829	Pin, Clevis, 5/16 X 3/4	1
11	102292801	Pin, Bow Tie Locking - .072	1
12	N/A	Cable, Brake, Prec, Left	1
13	103535001	Bracket, Equalizer, Prec Awd	1
14	1242	Nut, 5/16-18 Hex	1
<p>Note: Parts shown on this page were used in production for Precedent vehicles with serial numbers 0918-020874 and greater. Style B equalizer can be used with Style A brake cables but Style A equalizer cannot be used with Style B brake cables. See also Service Bulletin 09-008.</p>			

4

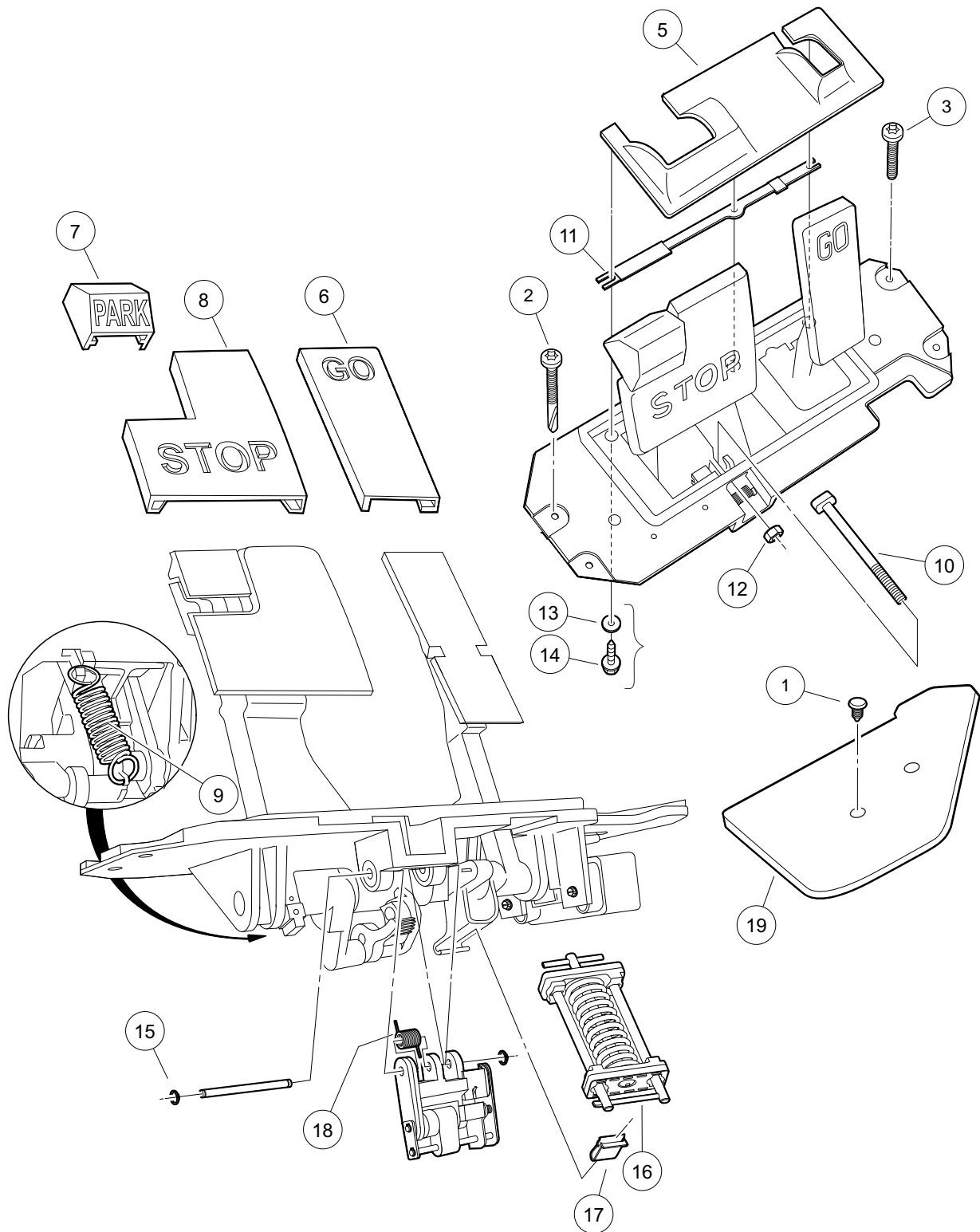
G

E

4

G

E



000487-010

PEDAL GROUP, GENERATION 1 – GASOLINE VEHICLE

ITEM	PART NO.	DESCRIPTION	QTY
		1 2 3 4	
1	1010434	Barrel - Plastic	1
2	102292201	Screw-1/4-20x2.20 Tx Pn Hd Sd	2
3	102298030	Screw, K80x30, Torx Pn Hd Pt	2
4	102500101	Asm, Pedal Box Gas (includes items 5 through 18)	1
5	102558801	Shield, Debris	1
6	102558901	Pad, Pedal, Accelerator	1
7	102559001	Pad, Pedal, Park	1
8	102559101	Pad, Pedal, Brake	1
9	102559301	Spring, Brake, Return	1
10	102559401	Rod, Brake	1
11	102559601	Shield, Debris, Aux	1
12	102559701	Nut, Brake Rod	1
13	N/A	Washer, Std Fender, #10	3
14	102563101	Screw, Type A, #10	5
15	102587501	Clip, Push, Pawl	2
16	102588701	Kit, Pedal Spring	1
17	102588901	Clip, U	1
18	103344301	Spring, Pawl Return	1
19	102500801	Plate - Floor Cover	1

4

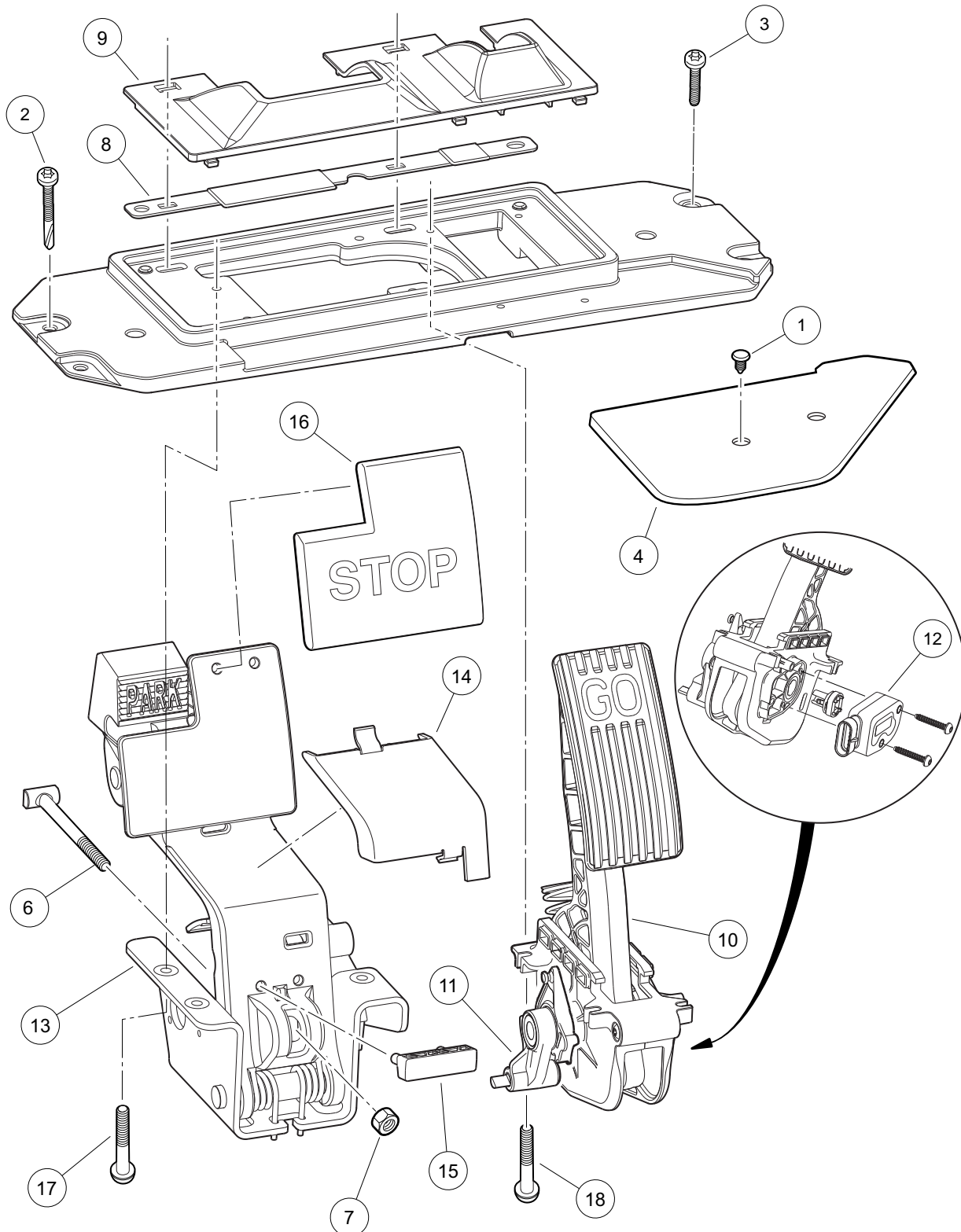
G

E

4

G

E



000487-008

PEDAL GROUP WITH SENSOR, GENERATION 2 – GASOLINE VEHICLE

ITEM	PART NO.	DESCRIPTION	QTY
		1 2 3 4	
1	1010434	Barrel - Plastic	1
2	102292201	Screw-1/4-20x2.20 Tx Pn Hd Sd	2
3	102298030	Screw, K80x30, Torx Pn Hd Pt	2
4	102500801	Plate - Floor Cover	1
5	102595015	Pedal Assy Gas Triac Sp (includes items 6 through 18)	1
6	102559401	Rod, Brake	1
7	102559701	Nut, Brake Rod	1
8	102594801	Shield, Debris Aux	1
9	102594901	Shield, Debris Primary	1
10	102595502	Accelerator Pedal,(throttle) Gas (includes items 11 and 12)	1
11	103760701	Asm, Gen2, Park Brake Release	1
12	N/A	Throttle Sensor	1
13	102595701	Assy, Brake (includes items 14 through 16)	1
14	102595201	Cover, Brake	1
15	102595301	Upstop, Brake	1
16	102595401	Pad, Brake	1
17	102595901	Screw, M6x1.0x17 Ph, Taptite	4
18	102596001	Screw, M5x0.8x18 Ph, Taptite	4
<p>Note: When replacing a Generation 1 pedal group with a Generation 2 pedal group, a new accelerator pedal cable, Club Car part number 102595101 is required.</p>			

4

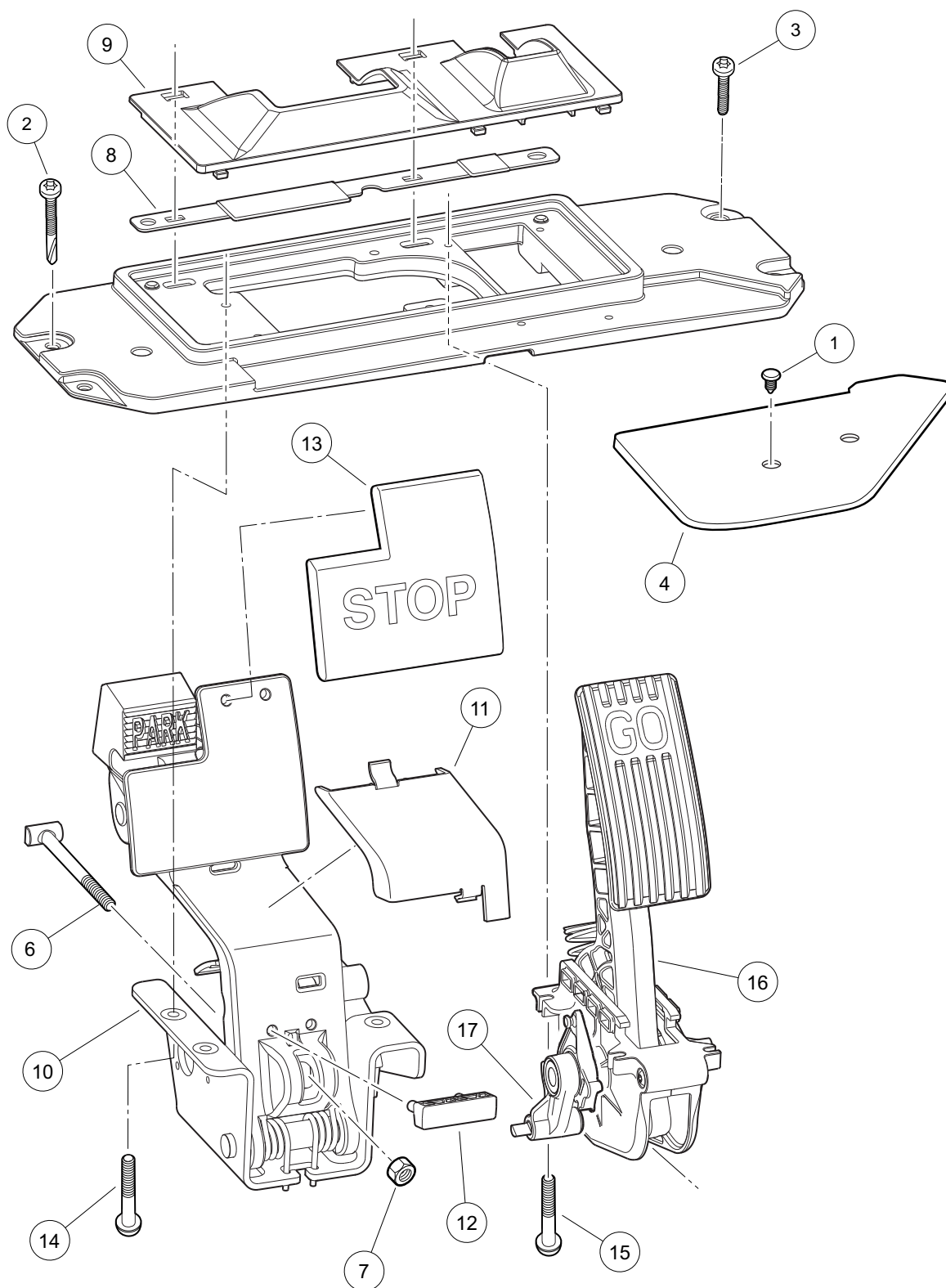
G

E

4

G

E



000487-013

FEDERAL GROUP, NO SENSOR, GENERATION 2 – GASOLINE VEHICLE

ITEM	PART NO.	DESCRIPTION	QTY
		1 2 3 4	
1	1010434	Barrel - Plastic	1
2	102292201	Screw-1/4-20x2.20 Tx Pn Hd Sd	2
3	102298030	Screw, K80x30, Torx Pn Hd Pt	2
4	102500801	Plate - Floor Cover	1
5	102595021	Field Service Pedal (includes items 6 through 16)	1
6	102559401	Rod, Brake	1
7	102559701	Nut, Brake Rod	1
8	102594801	Shield, Debris Aux	1
9	102594901	Shield, Debris Primary	1
10	102595701	Assy, Brake (includes items 11 through 13)	1
11	102595201	Cover, Brake	1
12	102595301	Upstop, Brake	1
13	102595401	Pad, Brake	1
14	102595901	Screw, M6x1.0x17 Ph, Taptite	4
15	102596001	Screw, M5x0.8x18 Ph, Taptite	4
16	102596301	Throttle, G2, No Sensor (includes item 17)	1
17	103760701	Asm, Gen2, Park Brake Release	1
<p>Note: When replacing a Generation 1 pedal group with a Generation 2 pedal group on a gasoline vehicle, a new accelerator pedal cable, Club Car part number 102595101 is required. Note 2: 102595021 has no sensor, is common to both gas and electric vehicles and is backward compatible with vehicles built with Generation 1 pedal groups.</p>			

4

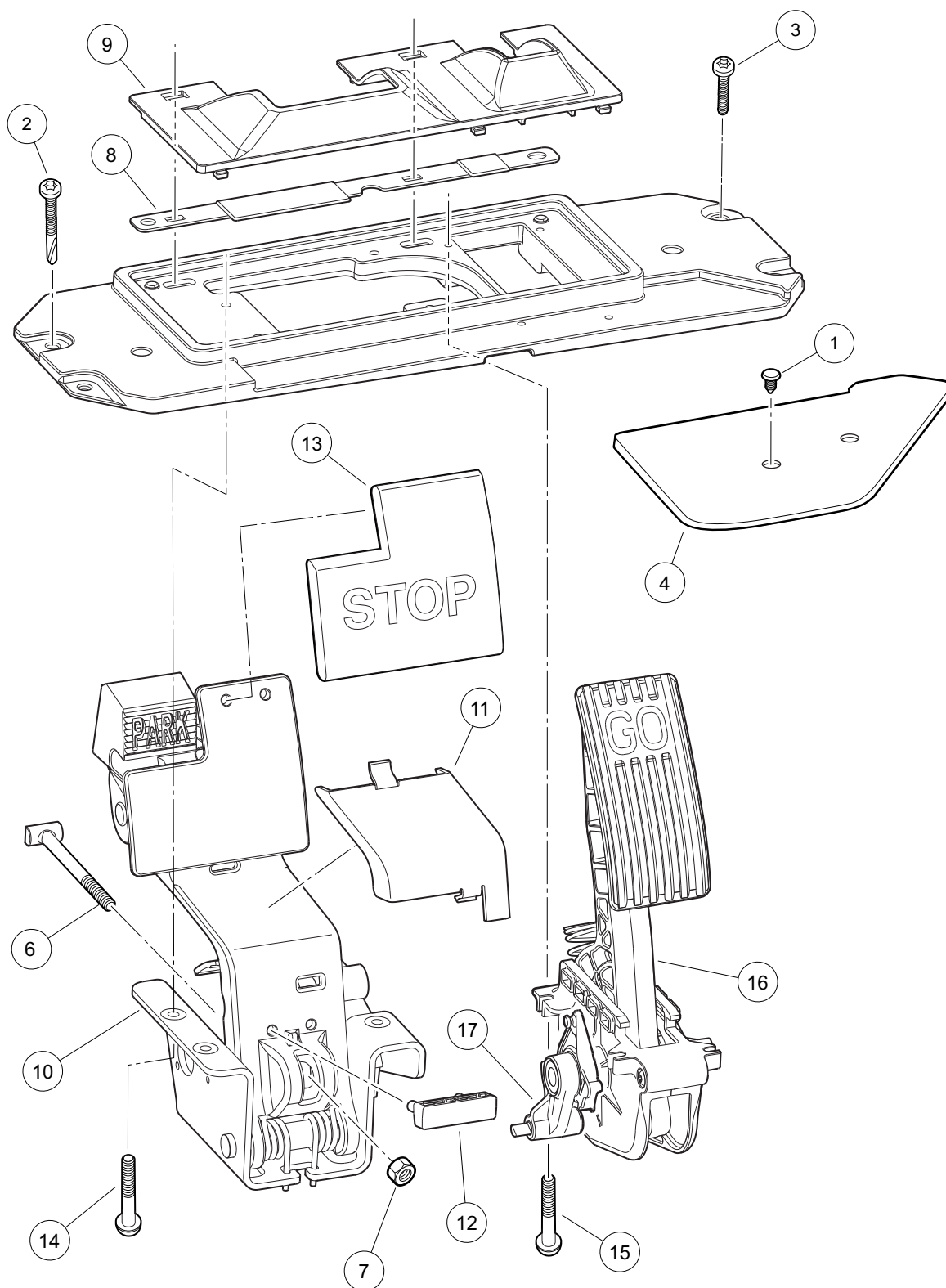
G

E

4

G

E



000487-009

PEDAL GROUP, NO MCOR, GENERATION 2 – ELECTRIC VEHICLE

ITEM	PART NO.	DESCRIPTION	QTY
		1 2 3 4	
1	1010434	Barrel - Plastic	1
2	102292201	Screw-1/4-20x2.20 Tx Pn Hd Sd	2
3	102298030	Screw, K80x30, Torx Pn Hd Pt	2
4	102500801	Plate - Floor Cover	1
5	102595021	Field Service Pedal (includes items 6 through 16)	1
6	102559401	Rod, Brake	1
7	102559701	Nut, Brake Rod	1
8	102594801	Shield, Debris Aux	1
9	102594901	Shield, Debris Primary	1
10	102595701	Assy, Brake (includes items 11 through 13)	1
11	102595201	Cover, Brake	1
12	102595301	Upstop, Brake	1
13	102595401	Pad, Brake	1
14	102595901	Screw, M6x1.0x17 Ph, Taptite	4
15	102596001	Screw, M5x0.8x18 Ph, Taptite	4
16	102596301	Throttle, G2, No Sensor (includes item 17)	1
17	103760701	Asm, Gen2, Park Brake Release	1
<p>Note: 102595021 has no sensor, is common to both gas and electric vehicles and is backward compatible with vehicles built with Generation 1 pedal groups. Note 2: See the Electrical System section for MCOR information.</p>			

4
G
E

DID YOU KNOW?

CartPros directs you to the right part using the part numbers from this manual. Enter the part number into our search box and it will find the part you are looking for.

**GET STARTED
HERE**



<https://CartPros.com/f.html>

4

G

E

**DID YOU
KNOW?**

CartPros directs you to the right part using the part numbers from this manual. Enter the part number into our search box and it will find the part you are looking for.

**GET STARTED
HERE**



<https://CartPros.com/f.html>

STEERING, FRONT AND REAR SUSPENSION

5

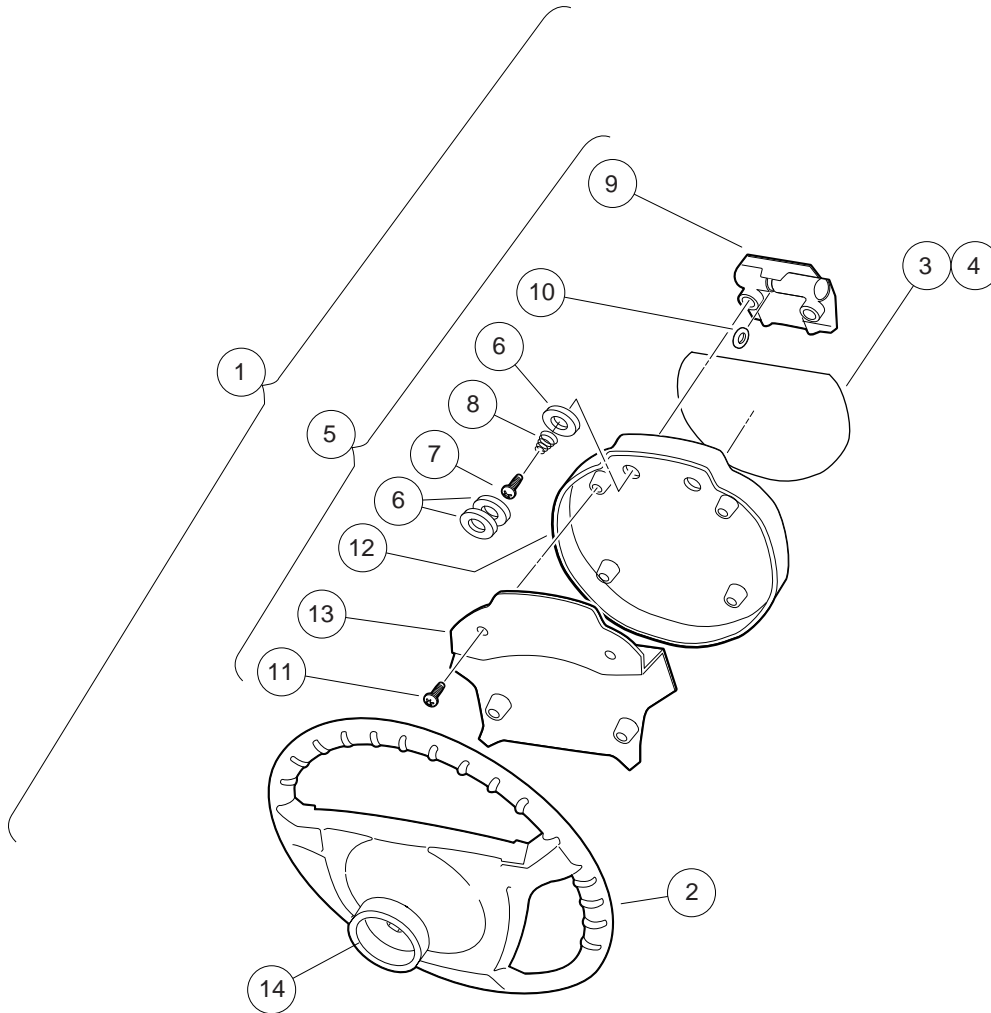
G

E

5

G

E



000470-004

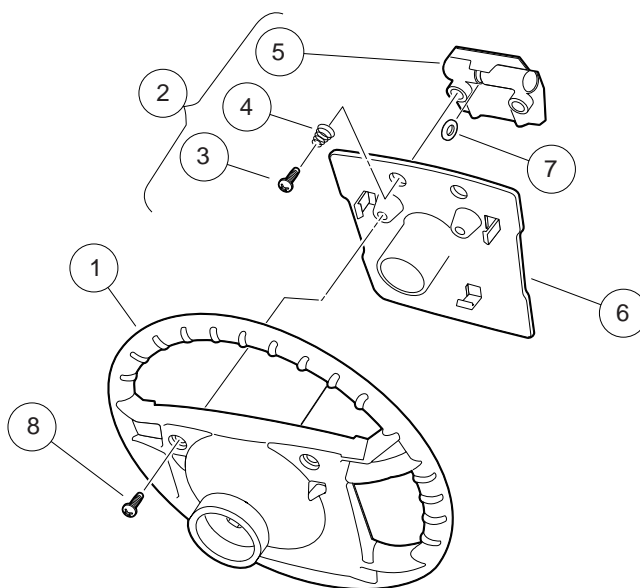
STEERING WHEEL – CHAMPION AND I2L

ITEM	PART NO.	DESCRIPTION	QTY	5 G E
		1 2 3 4		
1	AM1229401	Kit, Comfort Grip Conv, Hex (includes items 2 through 14)	1	
2	102537801	Steering Wheel, Comfort Grip, Hex	1	
3	102538101	Decal, Operating Instructions, Gas, Comfort Grip	1	
4	102538201	Decal, Operating Instr, Ele, Comfort Grip	1	
5	102540801	Scorecard Plate Assembly (includes items 6 through 13)	1	
6	1011697	Washer, 5/16 Flat	6	
7	1012565	Screw, #12 Phillips Round Head	2	
8	1012566	Tapered Compression Spring	2	
9	1016154	Clip, Scorecard	1	
10	1016214	Pencil Grip	1	
11	102296020	Screw, Torx Pan Hd Pt, M6 X 20	4	
12	N/A	Scorecard Plate, Comfort Grip	1	
13	N/A	Scorecard Back Plate	1	
14	102571301	Shroud, Steering Column	1	

5

G

E



000471-003



STEERING WHEEL – PROFESSIONAL AND I2

ITEM	PART NO.	DESCRIPTION	QTY
		1 2 3 4	
1	101615602	Wheel Assy, Tri-Lobe Steering	1
2	1016219	Plate, Scorecard (includes items 3 through 7)	1
3	1012565	Screw, #12 Phillips Round Head	2
4	1012566	Tapered Compression Spring	2
5	1016154	Clip, Scorecard	1
6	N/A	Plate, Score Card	1
7	1016214	Pencil Grip	1
8	1016663	Screw, #12-14 X 0.625	2

5

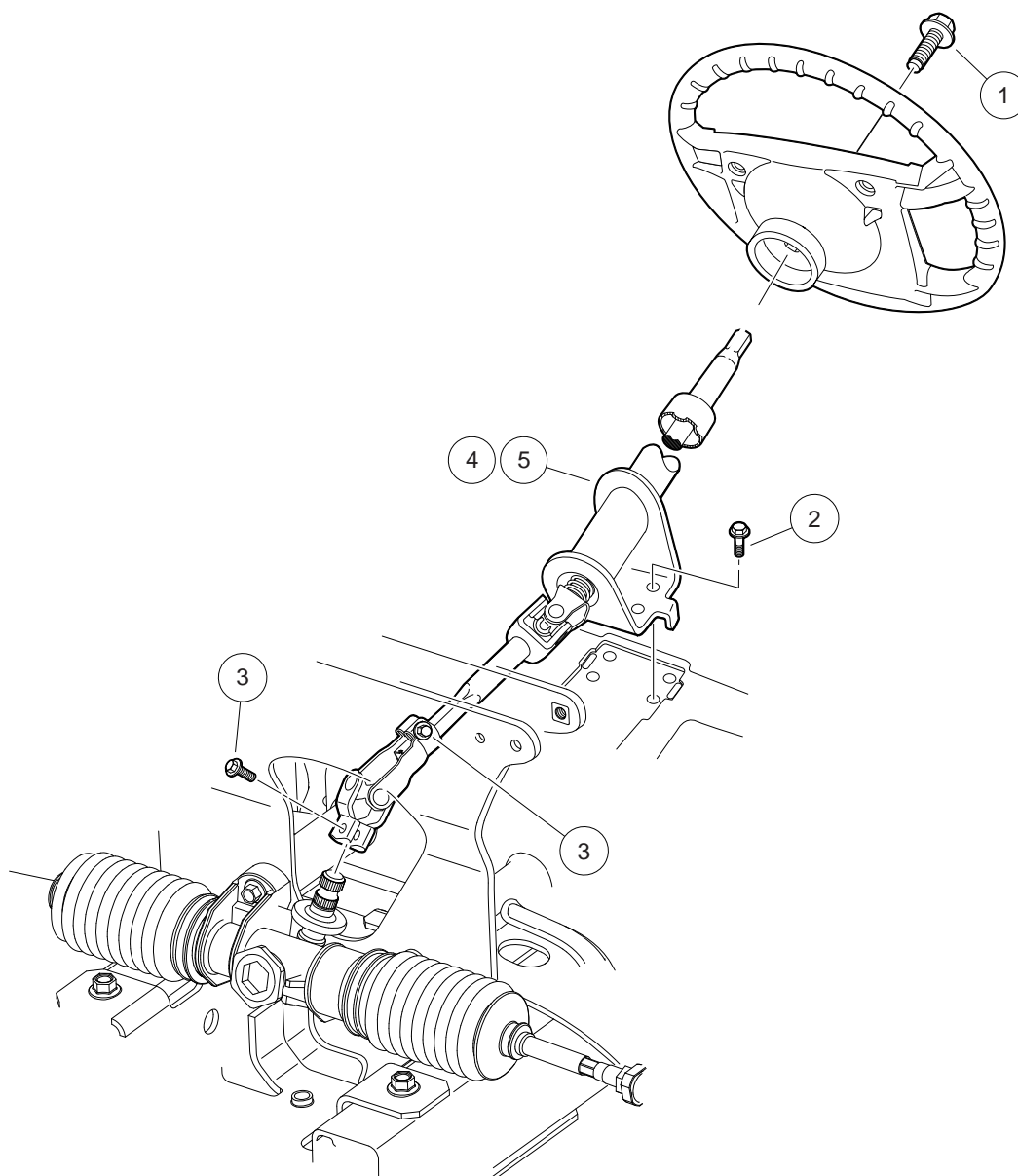
G

E

5

G

E



000469-004



STEERING COLUMN

ITEM	PART NO.	DESCRIPTION	QTY
		1 2 3 4	
1	102290120	Bolt, M10 X 20 Hex Washer Hd	1
2	102298116	Bolt - Flanged Hd, M8 X 16.0	4
3	102298130	Bolt, Flange Head, M8 X 30.0	2
4	102507101	Steering Column Assembly	1
5	103209501	Assy, Steering Column, Ld	1
<p>Note: During 2009, two steering columns were used in production for both gas and electric cars. The columns are interchangeable.</p>			

5

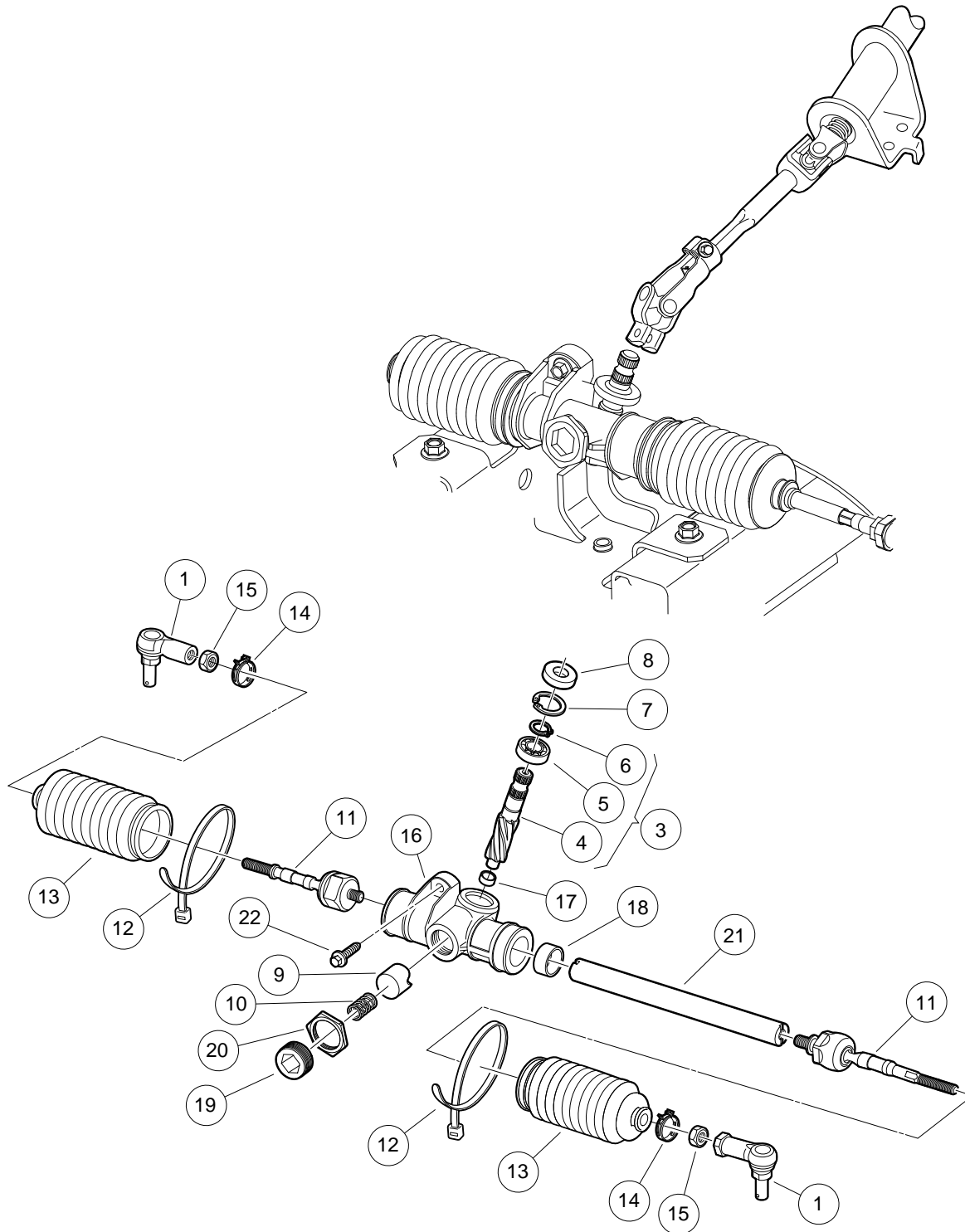
G

E

5

G

E



000476-004

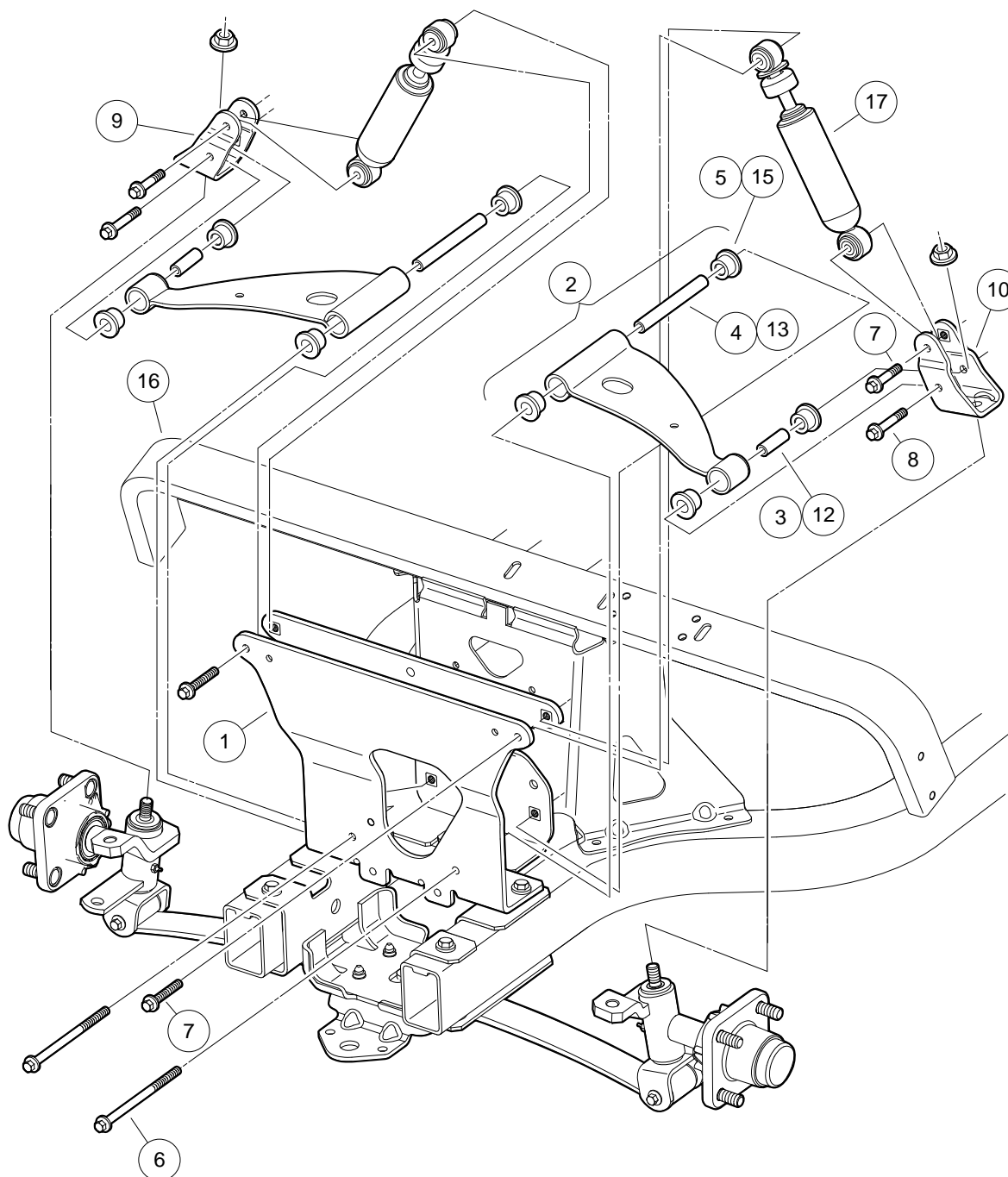
STEERING GEAR ASSEMBLY

ITEM	PART NO.	DESCRIPTION	QTY	5 G E
		1 2 3 4		
1	102022601	End, Tie Rod M12 X 1.25 Rh	2	
2	102288601	Steering Gear Box Assembly (includes items 3 through 21)	1	
3	102564901	Asm, Pinion, Steer Gear, Prec (includes items 4 through 6)	1	
4	N/A	Pinion, Steering	1	
5	N/A	Bearing, Ball	1	
6	N/A	Ring, Retaining	1	
7	102565101	Ring, C-type, Stop, Prec	1	
8	102565201	Seal, Dust, Steering, Pinion	1	
9	102565301	Yoke, Support	1	
10	102565401	Spring, Yoke, Prec	1	
11	102565701	Assy, Ball Joint, Inner, Prec	2	
12	102565801	Wrap, Tie, Steel, Prec	2	
13	102565901	Bellows, Steering	2	
14	102566001	Clip, Steering, Prec	2	
15	102566101	Nut,m12-1.25,jam,steer,prec	2	
16	N/A	Housing, Pinion (includes items 17 and 18)	1	
17	N/A	Bearing, Needle	1	
18	N/A	Bushing, Rack	1	
19	N/A	Plug, Yoke	1	
20	N/A	Nut, Lock, Rack Screw	1	
21	N/A	Rack, Steering	1	
22	102289001	Screw, M8X1.25X30, Hex	3	

5

G

E



000445-006

FRONT SUSPENSION, UPPER – STYLE A A-ARM

ITEM	PART NO.	DESCRIPTION	QTY
		1 2 3 4	
1	102287101	Assembly - Front Structure	1
2	102287301	Asm - Control Arm Bushing (includes items 3 through 5)	2
3	102287601	Sleeve - Rolled, Outer	1
4	102287701	Sleeve - Rolled, Inner	1
5	102956201	Bushing, Urethane, Short, Prec	4
6	102288901	Bolt - Hex, M8x1.25 X 135	2
7	102289401	Screw- Hex Cap, M8 X 1.25 X 45	4
8	102289501	Screw- Hex Cap, M8 X 1.25 X 70	2
9	102289601	Upper Clevis Assembly - Rh	1
10	102289701	Upper Clevis Assembly - Lh	1
11	102289901	Kit, Susp, Bushing Joints (includes items 12 through 15)	1
12	102287601	Sleeve - Rolled, Outer	2
13	102287701	Sleeve - Rolled, Inner	2
14	102288101	Sleeve - Rolled, Spring	2
15	102956201	Bushing, Urethane, Short, Prec	12
16	102505701	Assembly, Dash Support	1
17	102588601	Shock Absorber Front Prv Spd	2
<p>Note: Item 11 (not shown) includes bushings and sleeves for control arms and front suspension leaf spring. See lower suspension page for illustration of item 14.</p>			

5

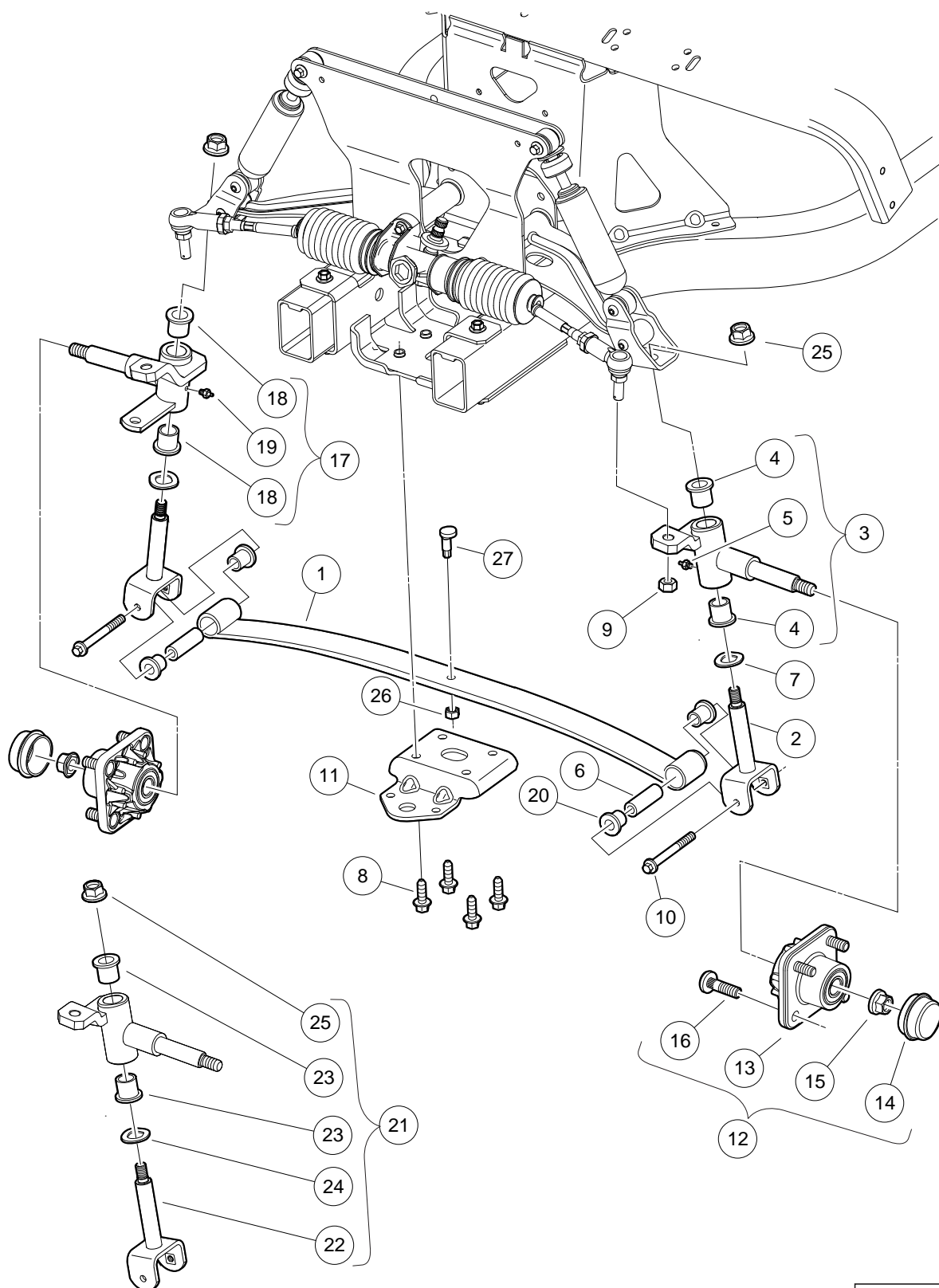
G

E

5

G

E



000477-006

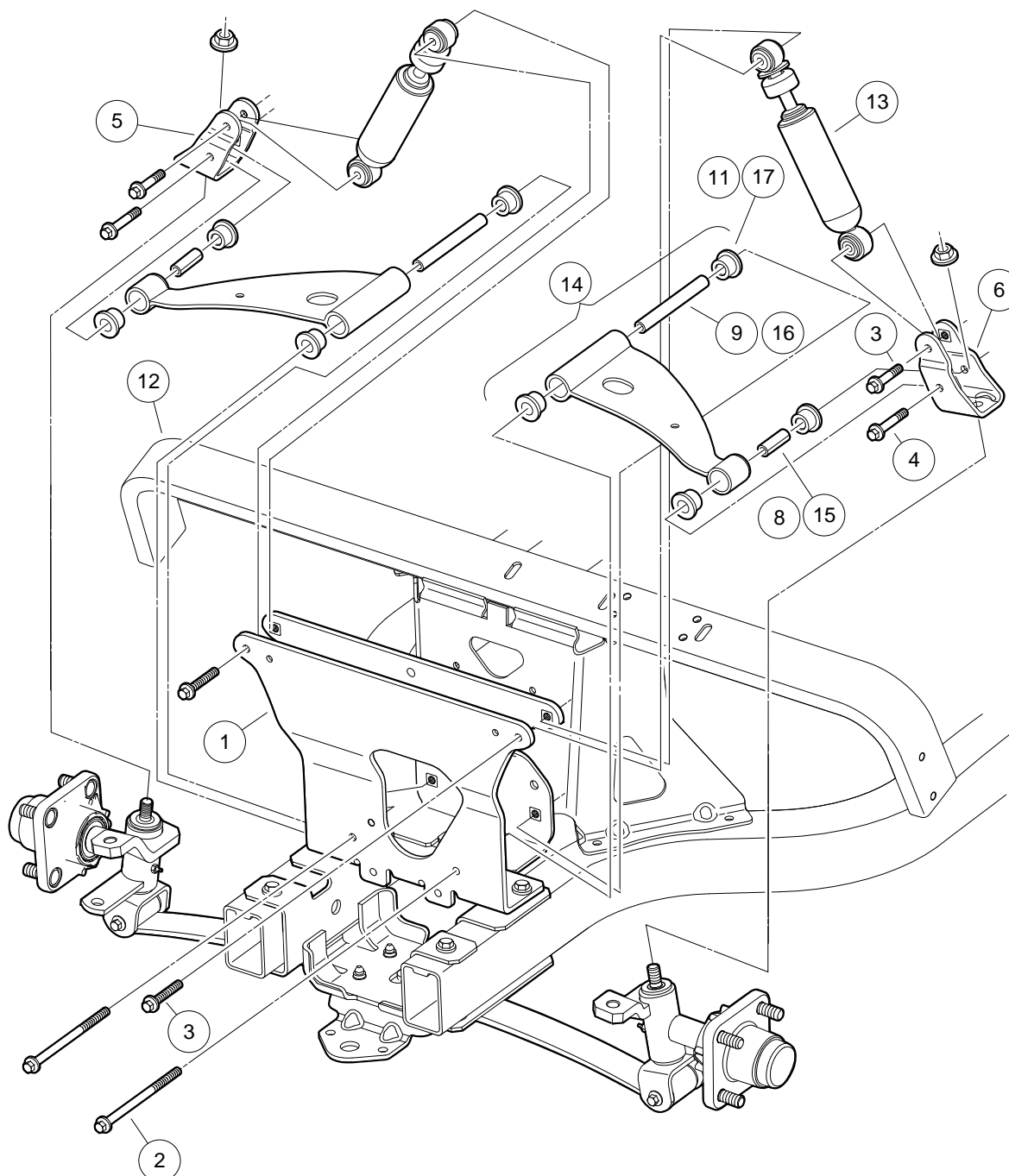
FRONT SUSPENSION, LOWER – STYLE A

ITEM	PART NO.	DESCRIPTION	QTY	5 G E
		1 2 3 4		
1	1012030	Spring, Front Leaf	1	
2	102287201	Assembly - King Pin	2	
3	102287901	Knuckle Spindle Asm - Lh (includes items 4 and 5)	1	
4	102288201	Bushing - Flanged	2	
5	N/A	Fitting, Grease, Knuckle Spindle Asym	1	
6	102288101	Sleeve - Rolled, Spring	2	
7	102288401	Wave Washer - Kingpin	2	
8	102289101	Screw-m10x1.5, Trilob, Hex Fl	4	
9	102289201	Nut - Hex Locking, M12 X 1.25	2	
10	102289501	Screw- Hex Cap, M8 X 1.25 X 70	2	
11	102289801	Clamp - Leaf Spring	1	
12	102357701	Replacement Kit, Front Hub (includes items 13 through 16)	1	
13	N/A	Front Hub, Ball Bearing	1	
14	102353201	Cap, Front Hub	1	
15	102353301	Hex Nut, Locking Flange, M14x2	1	
16	102353401	Lug Stud, 1/2-20 UNF, 4037 Stl	4	
17	102878101	Assy, Knuckle, Right Side (includes items 18 and 19)	1	
18	102288201	Bushing - Flanged	2	
19	N/A	Fitting, Grease, Knuckle Spindle Asym	1	
20	102956201	Bushing, Urethane, Short, Prec	4	
21	102973801	Kit, Susp, Kingpin Joints (includes items 22 through 25)	1	
22	102287201	Assembly - King Pin	2	
23	102288201	Bushing - Flanged	4	
24	102288401	Wave Washer - Kingpin	2	
25	102878201	Nut, Lock,m12,washer,conical	2	
26	706	Nut, Hex 3/8-16	1	
27	8745	Screw, Eccentric Adjustment	1	
<p>Note: Kingpin (CC part number 102287201) was installed on Precedent vehicles with serial numbers lower than 0928-034748.</p>				

5

G

E



000445-005

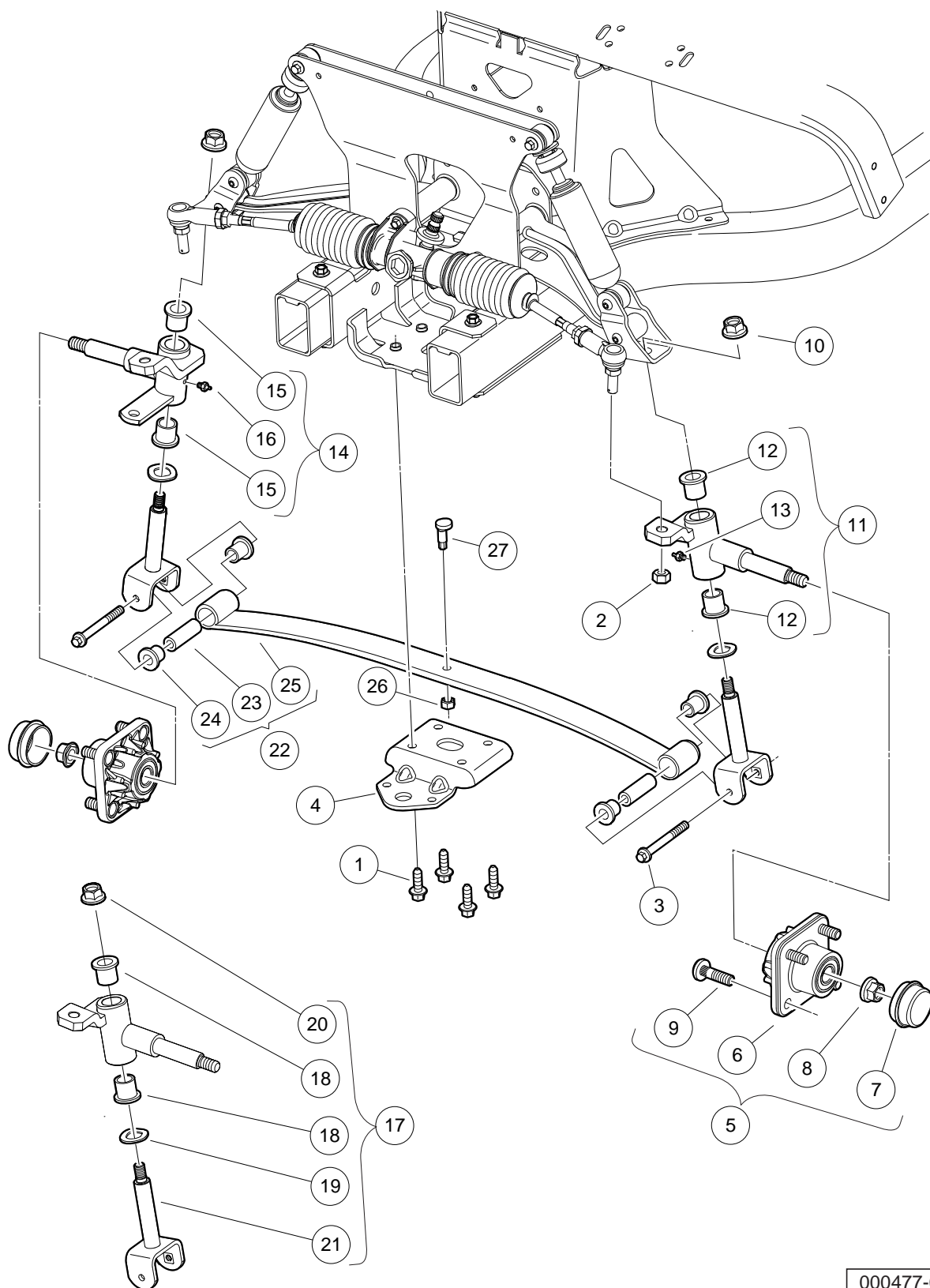
FRONT SUSPENSION, UPPER – STYLE B A-ARM

ITEM	PART NO.	DESCRIPTION	QTY	5 G E
		1 2 3 4		
1	102287101	Assembly - Front Structure	1	
2	102288901	Bolt - Hex, M8x1.25 X 135	2	
3	102289401	Screw- Hex Cap, M8 X 1.25 X 45	4	
4	102289501	Screw- Hex Cap, M8 X 1.25 X 70	2	
5	102289601	Upper Clevis Assembly - Rh	1	
6	102289701	Upper Clevis Assembly - Lh	1	
7	102289901	Kit, Susp, Bushing Joints (includes items 8 through 11)	1	
8	102287601	Sleeve - Rolled, Outer	2	
9	102287701	Sleeve - Rolled, Inner	2	
10	102288101	Sleeve - Rolled, Spring	2	
11	102956201	Bushing, Urethane, Short, Prec	12	
12	102505701	Assembly, Dash Support	1	
13	102588601	Shock Absorber Front Prv Spd	2	
14	103388501	Asm, 3 Piece A-arm, Bushings (includes items 15 through 17)	2	
15	102287601	Sleeve - Rolled, Outer	1	
16	102287701	Sleeve - Rolled, Inner	1	
17	102956201	Bushing, Urethane, Short, Prec	4	
<p>Note: Item 7 (not shown) includes bushings and sleeves for control arms and front suspension leaf spring. See lower suspension page for illustration of item 10.</p>				

5

G

E



000477-005

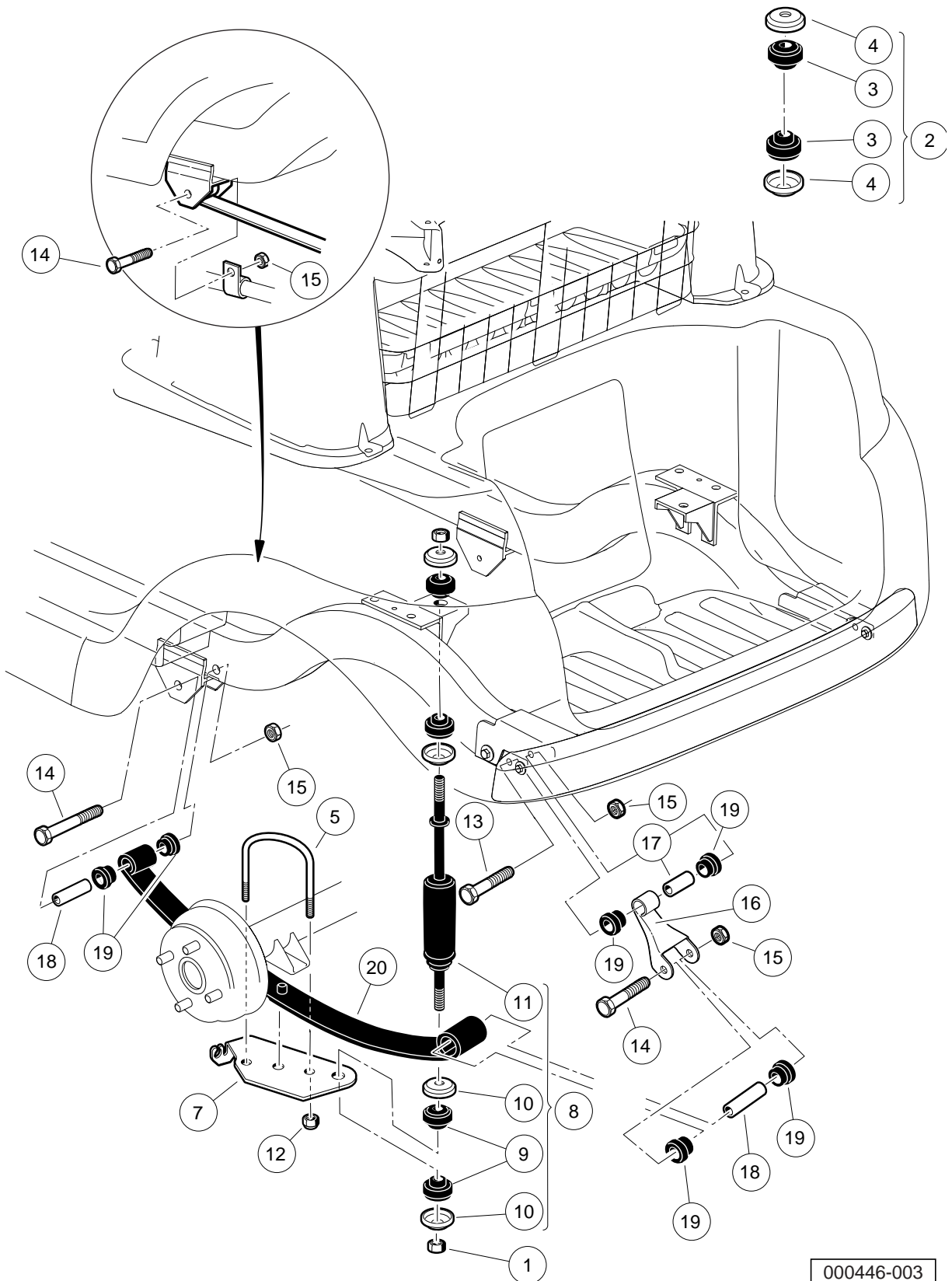
FRONT SUSPENSION, LOWER – STYLE B

ITEM	PART NO.	DESCRIPTION	QTY	5 G E
		1 2 3 4		
1	102289101	Screw-m10x1.5, Trilob, Hex Fl	4	
2	102289201	Nut - Hex Locking, M12 X 1.25	2	
3	102289501	Screw- Hex Cap, M8 X 1.25 X 70	2	
4	102289801	Clamp - Leaf Spring	1	
5	102357701	Replacement Kit, Front Hub (includes items 6 through 9)	1	
6	N/A	Front Hub, Ball Bearing	1	
7	102353201	Cap, Front Hub	1	
8	102353301	Hex Nut, Locking Flange, M14x2	1	
9	102353401	Lug Stud, 1/2-20 UNF, 4037 Stl	4	
10	102878201	Nut, Lock,m12,washer,conical	2	
11	103638701	Asm, Spindle-bushings, Lh (includes items 12 and 13)	1	
12	102288201	Bushing - Flanged	2	
13	N/A	Fitting, Grease, Knuckle Spindle Asym	1	
14	103638702	Asm, Spindle-bushings, Rh (includes items 15 and 16)	1	
15	102288201	Bushing - Flanged	2	
16	N/A	Fitting, Grease, Knuckle Spindle Asym	1	
17	103638801	Kit, King Pin Joints, Prec (includes items 18 through 21)	1	
18	102288201	Bushing - Flanged	4	
19	102288401	Wave Washer - Kingpin	2	
20	102878201	Nut, Lock,m12,washer,conical	2	
21	103638601	Asm, King Pin, M12	2	
22	103711001	Asm, Spring, Leaf, Front, Prec (includes items 23 through 25)	1	
23	102288101	Sleeve - Rolled, Spring	2	
24	102956201	Bushing, Urethane, Short, Prec	4	
25	N/A	Spring, 1 Leaf, Front	1	
26	706	Nut, Hex 3/8-16	1	
27	8745	Screw, Eccentric Adjustment	1	
<p>Note: Kingpin (CC part number 103638601) was installed on Precedent vehicles with serial number 0928-034748 and greater.</p>				

5

G

E



000446-003

REAR SUSPENSION – GASOLINE VEHICLE

ITEM	PART NO.	DESCRIPTION	QTY
		1 2 3 4	
1	1010145	Nut, 3/8-24 Hex	4
2	1011415	Kit, Shock Absorber Cushion (includes items 3 and 4)	2
3	N/A	Cushion, Shock Absorber	2
4	N/A	Retainer, Shock Absorber Cushion	2
5	1012180	U-Bolt	2
6	1012181	Bracket, Shock Mounting, Right (Passenger)	1
7	1012182	Bracket, Shock Mounting, Left (Driver)	1
8	1013164	Shock Absorber Kit (includes items 9 through 11)	1
9	N/A	Cushion, Shock Absorber	8
10	N/A	Retainer, Shock Absorber Cushion	8
11	102588501	Shock Absorber Rear Prv Spd	2
12	1014555	Locknut, 7/16-14 Nylon Hex	4
13	102298170	Bolt - Flange Hd, M8 X 70.0	2
14	102298185	Bolt - Flange Hd, M8 X 85.0	4
15	102298401	Nut,m8,all Metal Lock	6
16	102506201	Shackle - Rear	2
17	102506301	Sleeve - Shackle Upper	2
18	102506401	Sleeve - Spring Eye Mounts	4
19	102506601	Bushing - Urethane	12
20	102513001	Rear Leaf Spring, Gas	2

5

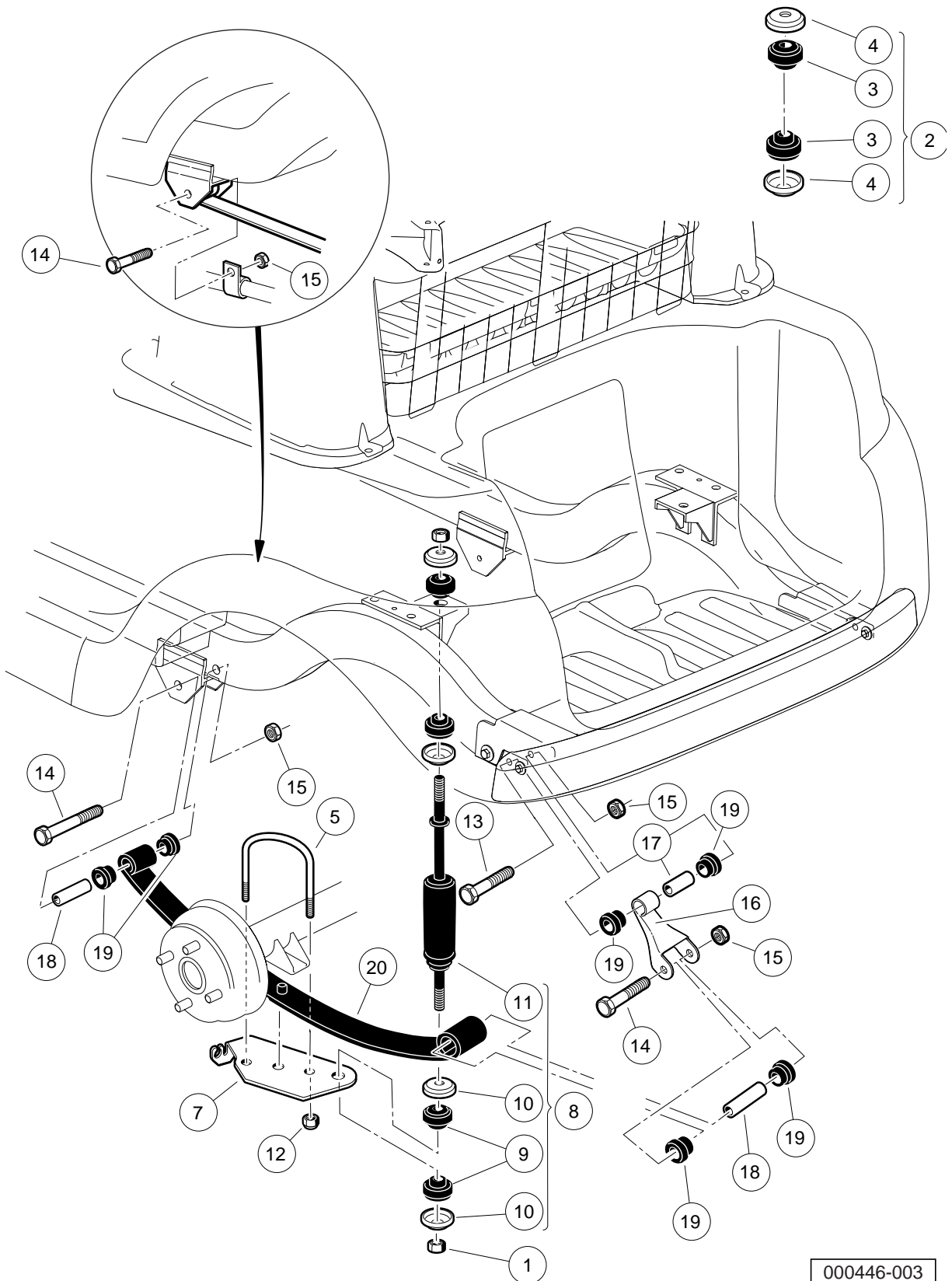
G

E

5

G

E



000446-003

REAR SUSPENSION – ELECTRIC VEHICLE

ITEM	PART NO.	DESCRIPTION	QTY
		1 2 3 4	
1	1010145	Nut, 3/8-24 Hex	4
2	1011415	Kit, Shock Absorber Cushion (includes items 3 and 4)	2
3	N/A	Cushion, Shock Absorber	2
4	N/A	Retainer, Shock Absorber Cushion	2
5	1012180	U-Bolt	2
6	1012181	Bracket, Shock Mounting, Right (Passenger)	1
7	1012182	Bracket, Shock Mounting, Left (Driver)	1
8	1013164	Shock Absorber Kit (includes items 9 through 11)	1
9	N/A	Cushion, Shock Absorber	8
10	N/A	Retainer, Shock Absorber Cushion	8
11	102588501	Shock Absorber Rear Prv Spd	2
12	1014555	Locknut, 7/16-14 Nylon Hex	4
13	102298170	Bolt - Flange Hd, M8 X 70.0	2
14	102298185	Bolt - Flange Hd, M8 X 85.0	4
15	102298401	Nut,m8,all Metal Lock	6
16	102506201	Shackle - Rear	2
17	102506301	Sleeve - Shackle Upper	2
18	102506401	Sleeve - Spring Eye Mounts	4
19	102506601	Bushing - Urethane	12
20	102509301	Rear Leaf Spring, Elec	2

5

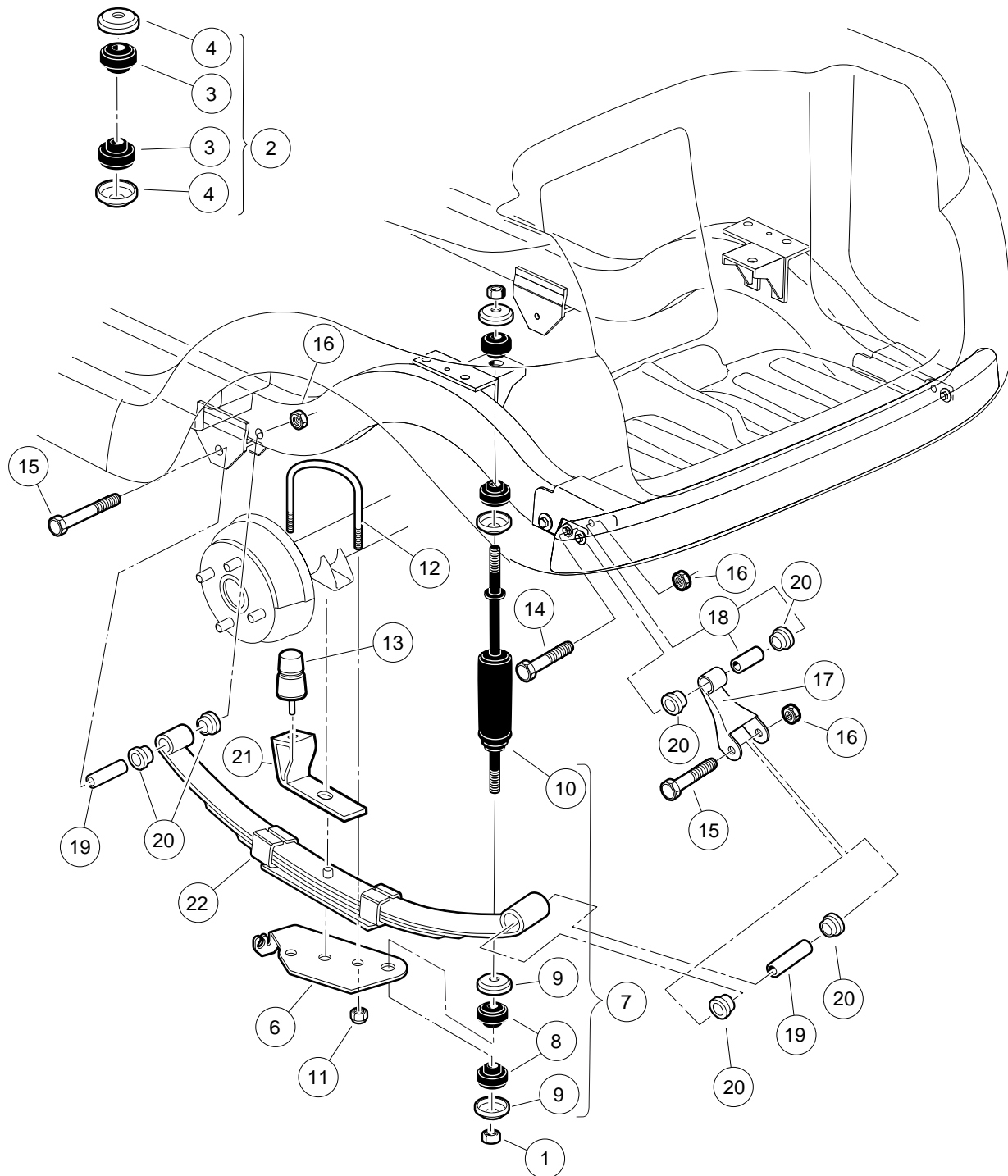
G

E

5

G

E



000492-002

REAR SUSPENSION – PRECEDENT VILLAGER 4

ITEM	PART NO.	DESCRIPTION	QTY
		1 2 3 4	
1	1010145	Nut, 3/8-24 Hex	4
2	1011415	Kit, Shock Absorber Cushion (includes items 3 and 4)	2
3	N/A	Cushion, Shock Absorber	2
4	N/A	Retainer, Shock Absorber Cushion	2
5	1012181	Bracket, Shock Mounting, Right (Passenger)	1
6	1012182	Bracket, Shock Mounting, Left (Driver)	1
7	1013164	Shock Absorber Kit (includes items 8 through 10)	1
8	N/A	Cushion, Shock Absorber	8
9	N/A	Retainer, Shock Absorber Cushion	8
10	102588501	Shock Absorber Rear Prv Spd	2
11	1014555	Locknut, 7/16-14 Nylon Hex	4
12	1014902	U-Bolt	2
13	1017235	Bumper, Jounce	2
14	102298170	Bolt - Flange Hd, M8 X 70.0	2
15	102298185	Bolt - Flange Hd, M8 X 85.0	4
16	102298401	Nut,m8,all Metal Lock	6
17	102506201	Shackle - Rear	2
18	102506301	Sleeve - Shackle Upper	2
19	102506401	Sleeve - Spring Eye Mounts	4
20	102506601	Bushing - Urethane	12
21	102534801	Jounce Bumper Bracket	2
22	102544901	Spring, Leaf, Rear	2

5

G

E

DID YOU KNOW?

CartPros directs you to the right part using the part numbers from this manual. Enter the part number into our search box and it will find the part you are looking for.

**GET STARTED
HERE**



<https://CartPros.com/f.html>

5

G

E

**DID YOU
KNOW?**

CartPros directs you to the right part using the part numbers from this manual. Enter the part number into our search box and it will find the part you are looking for.

**GET STARTED
HERE**



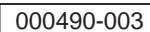
<https://CartPros.com/f.html>

ELECTRICAL SYSTEM – GASOLINE VEHICLE

6

G

G



ELECTRICAL COMPONENTS, FRONT BODY – GASOLINE VEHICLE

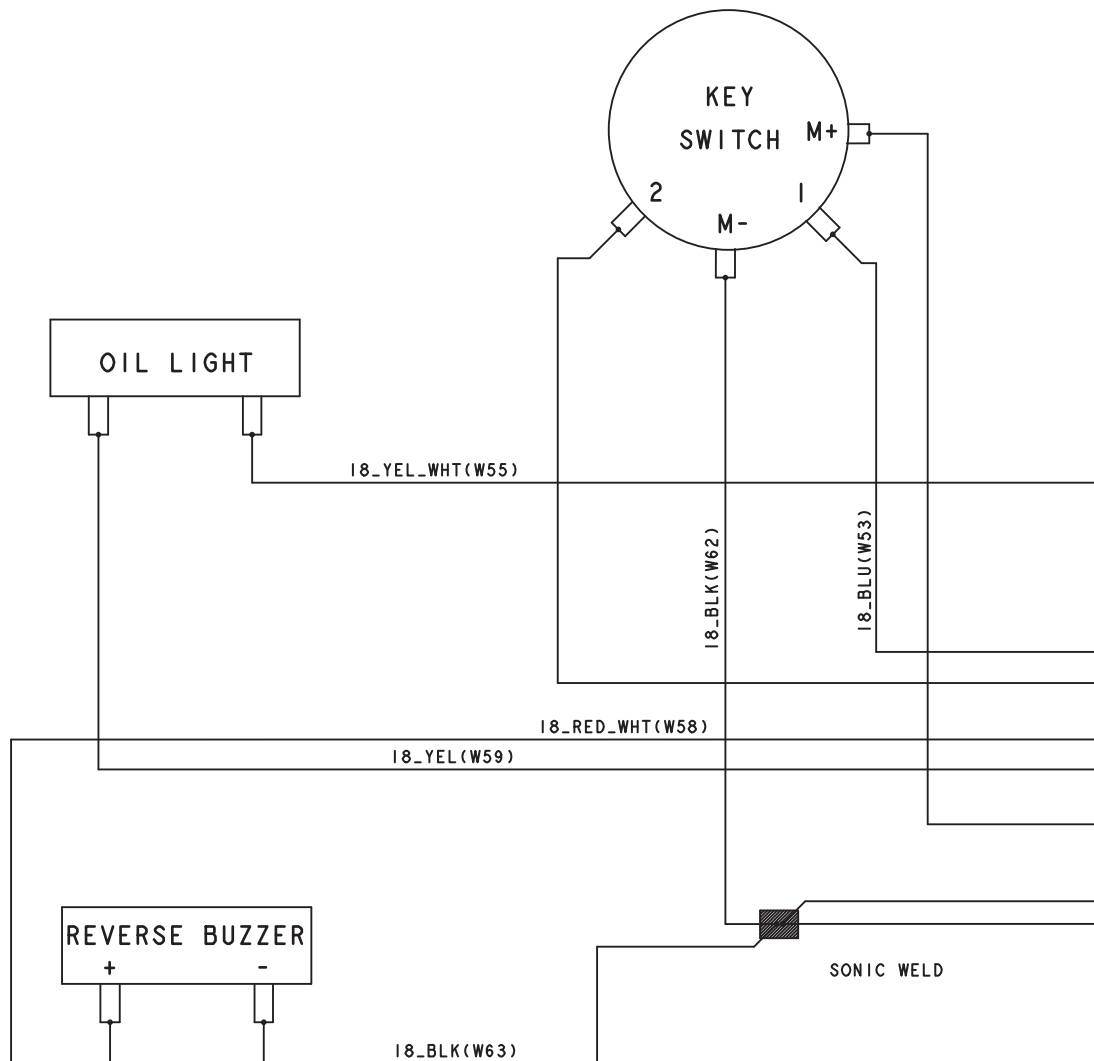
ITEM	PART NO.	DESCRIPTION	QTY
		1 2 3 4	
1	1012505	Keys (set of 2)	1
2	1016630	Light, Oil	1
3	1016849	Screw, #4-24 X 0.33 Pan-Head Machine	2
4	1016851	Buzzer, Reverse (9-48 VDC)	1
5	101830701	Nut, Key Switch	1
6	101834502	Cap, Black Key Switch	1
7	101851101	Washer, Key Switch	1
8	102515001	Ip Control Harness, Gas (includes item 9)	1
9	N/A	Connector, Plug 9-pin	1
10	102515101	Key Switch, Gas, Prec	1
11	102522901	Instrument Panel (standard)	1
12	102536601	Instrument Panel (with Hole for Headlight Switch)	1
13	102536602	Instrument Panel (with Hole for Fuel Gauge)	1
14	102536604	Instrument Panel (with Hole for Headlight Switch and Fuel Gauge)	1
15	AM10079	Bulk Std Keys (50) *	1
		 * Note: Must order in multiples of 50.	

6

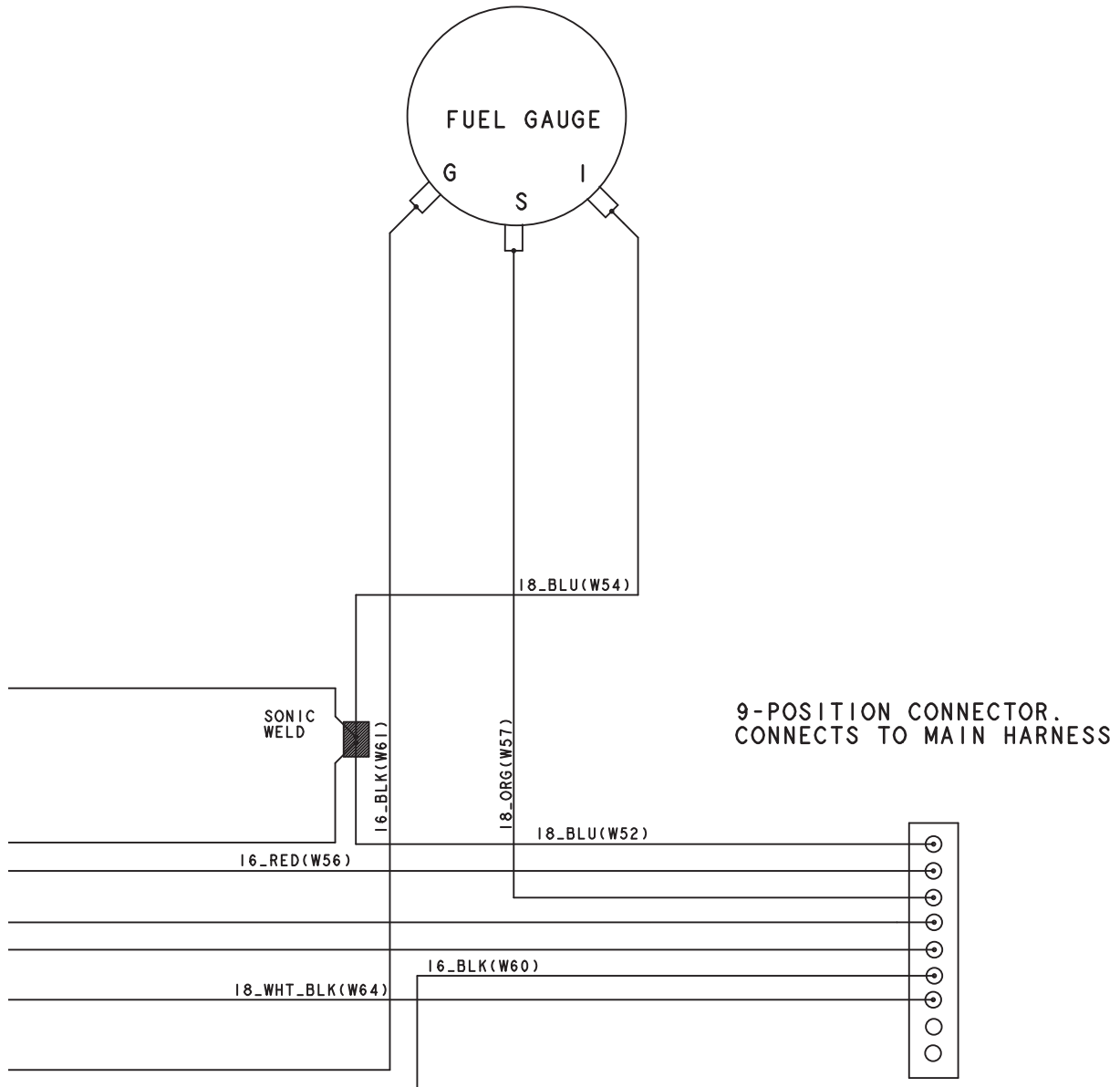
G

6

G



000489-001



000489-001

6

G

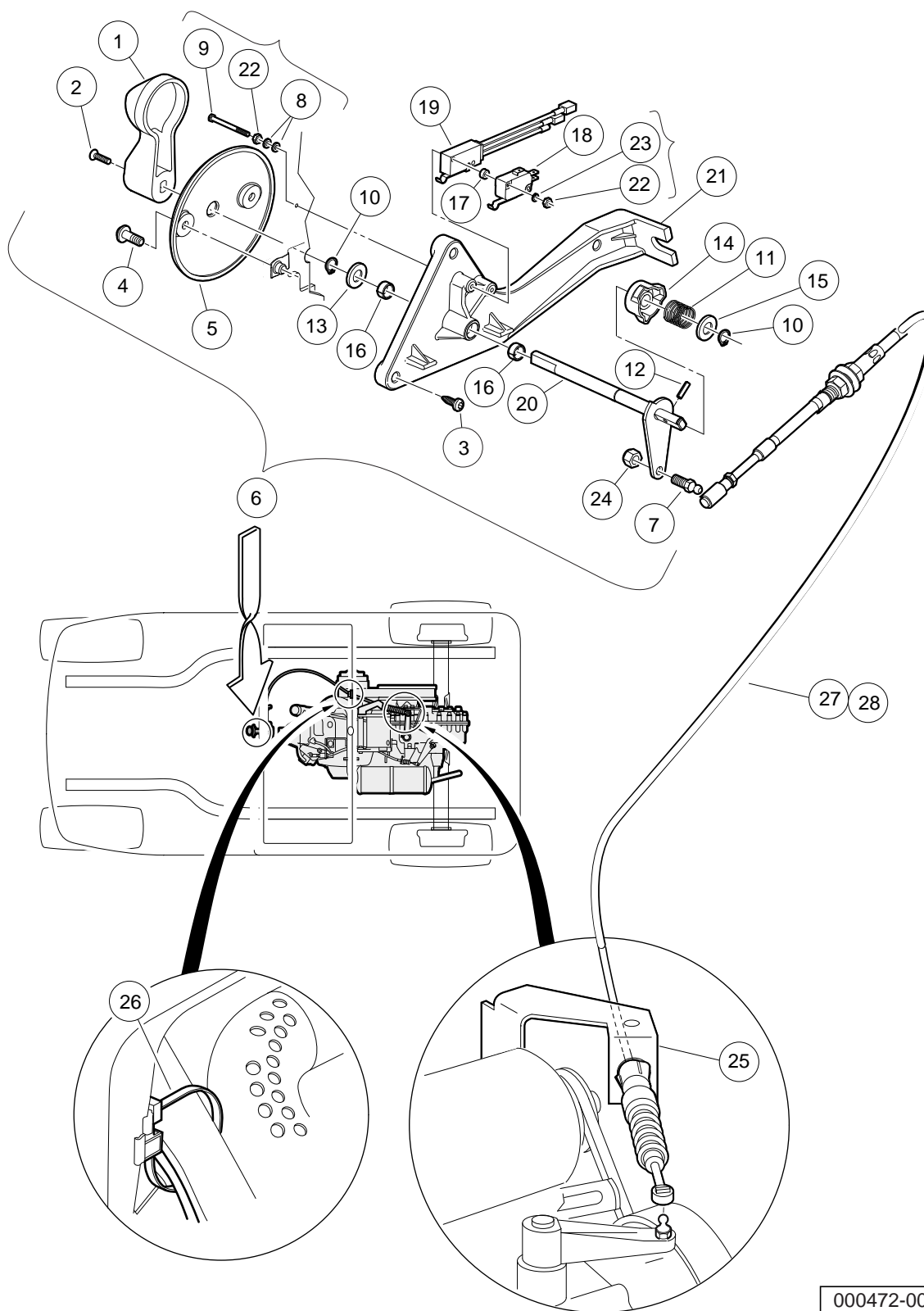
See previous two pages for illustration.

INSTRUMENT PANEL WIRE HARNESS

ITEM	PART NO.	DESCRIPTION	QTY	6
1	102515001	1 2 3 4 Ip Control Harness, Gas (includes item 2)	1	G
2	N/A	Connector, Plug 9-pin	1	

6

G



000472-003

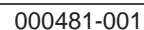
FORWARD/REVERSE SHIFTER ASSEMBLY – GASOLINE VEHICLE

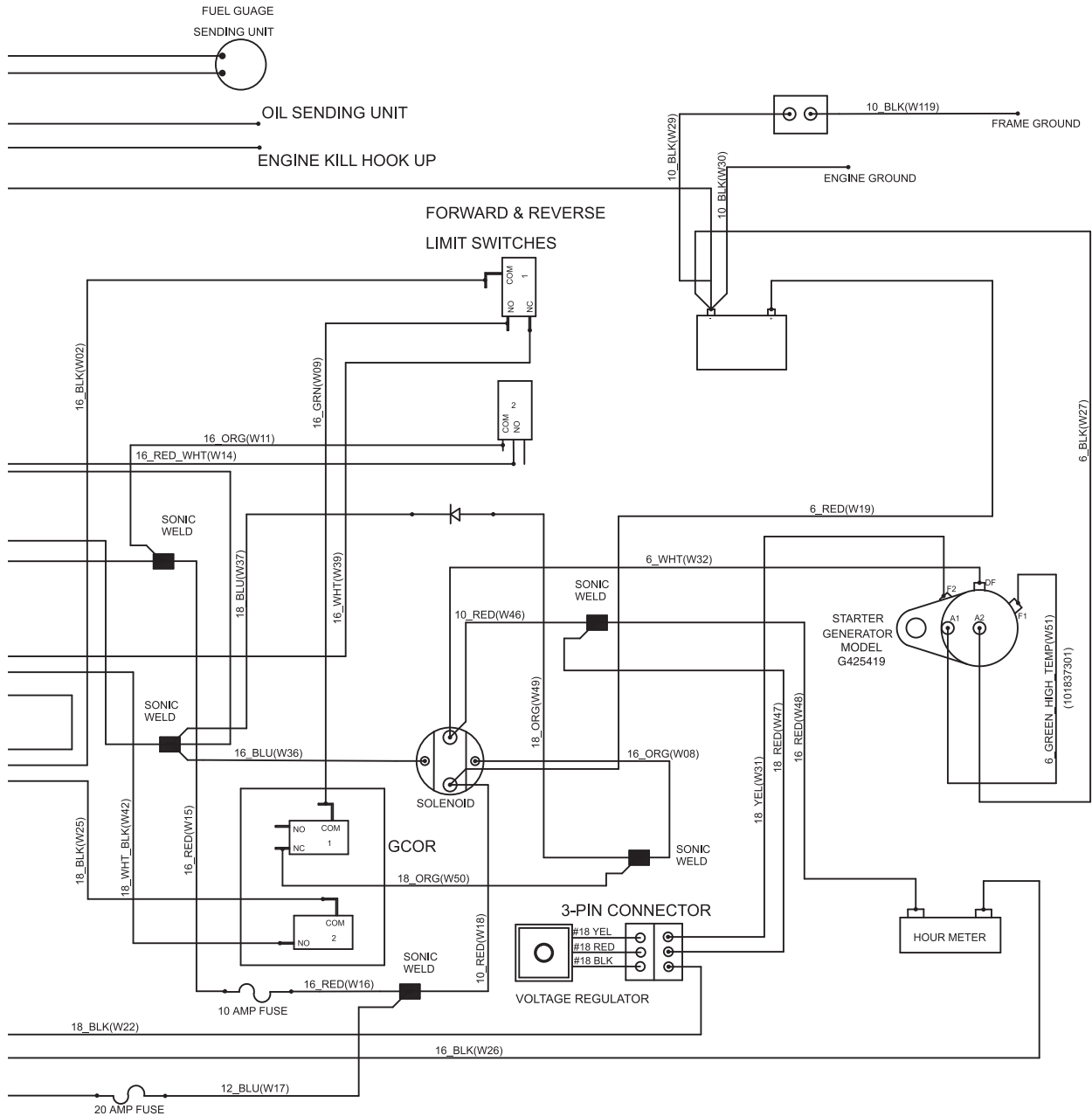
ITEM	PART NO.	DESCRIPTION	QTY
		1 2 3 4	
1	1012987	Handle, FNR	1
2	1015064	Screw, #8-32 X 0.63 Machine	1
3	102296040	Screw, Torx Pan Hd Pt, M6 X 40	3
4	102296920	Screw, M6 Torx Bttn Hd Sems	2
5	102512001	Bezel, FNR Gas	1
6	102514601	Assembly - Gas F-n-r Shifter (includes items 7 through 24)	1
7	1010954	Stud, 1/4-28 X 0.560 Ball	1
8	1012431	Washer, #4 Flat	4
9	1012594	Screw, #4-40 Machine	2
10	1013589	Ring, 0.338" Internal Retaining	2
11	1013590	Spring, FNR Cam	1
12	1013591	Pin, 1/8 X 1/2 Roll	1
13	1014065	Washer, 0.38" ID Delrin Flat	1
14	1014089	Neutral Lockout Cam Kit (includes item 15)	1
15	1014065	Washer, 0.38" ID Delrin Flat	1
16	1014145	Bushing, Secondary Weight, Split	2
17	1014727	Washer, #4 Nylon Flat	2
18	1014807	Switch, Limit	1
19	101979101	Assembly, Switch, Limit	1
20	102515301	Weldment, F-n-r Gas	1
21	102515601	Base, Gas FNR Shifter	1
22	8057	Nut, #4-40 Hex Machine	4
23	8058	Lockwasher, #4 Split	2
24	8717	Locknut, 1/4-28 Nylon Insert	1
25	102515501	Bracket-trans Cable Support	1
26	102554901	Clip,edge,trans Shift Cable	1
27	102589901	Cable, Transmission	1
28	103379601	Cable, Transmission, Prec *	1
* Note: Item 27 replaced Transmission Cable 102589901 and is retrofittable for all Precedent Vehicles with FE350 engines.			

6

G

G





000481-001

6

G

See previous two pages for illustration.

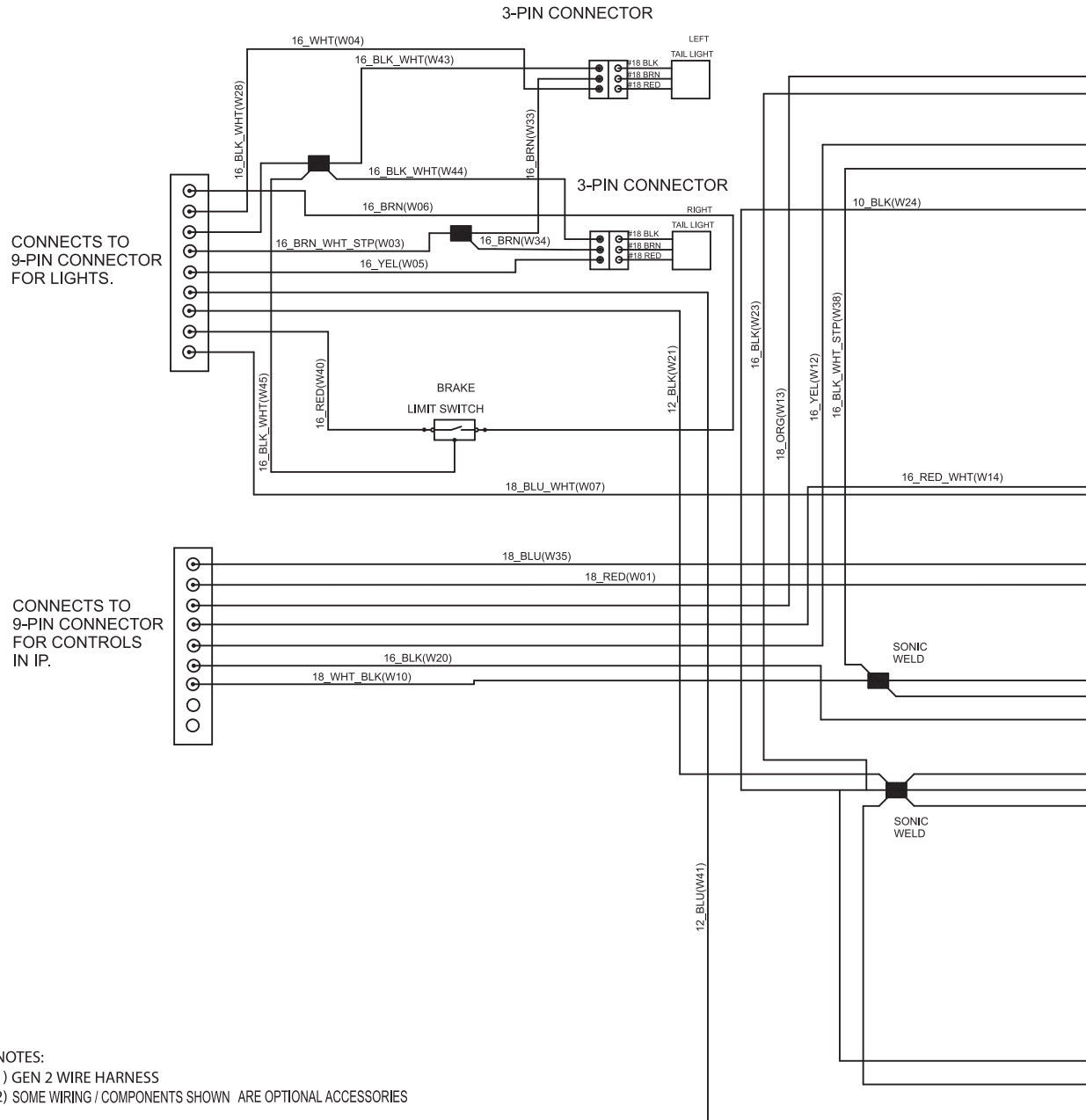


WIRING (GENERATION 1)- GASOLINE VEHICLE


ITEM	PART NO.	DESCRIPTION	QTY	6
1	102586201	<div>1 2 3 4</div> Main Harness, Gas	1	G

6

G



000481-002



6

G

See previous two pages for illustration.



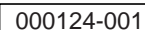
WIRING (WITH GENERATION 2 PEDAL GROUP) - GASOLINE VEHICLE

ITEM	PART NO.	DESCRIPTION	QTY
1	103536501	1 2 3 4 Harness, Prec Gas, Main (For Generation 2 Pedal Group- includes item 2) (includes item 2)	1
2	N/A	Conn, 6 Pos, Packard 12162210	1

6

G

G



STARTER/GENERATOR ASSEMBLY MODEL G425419 (STYLE A) – GASOLINE VEHICLES

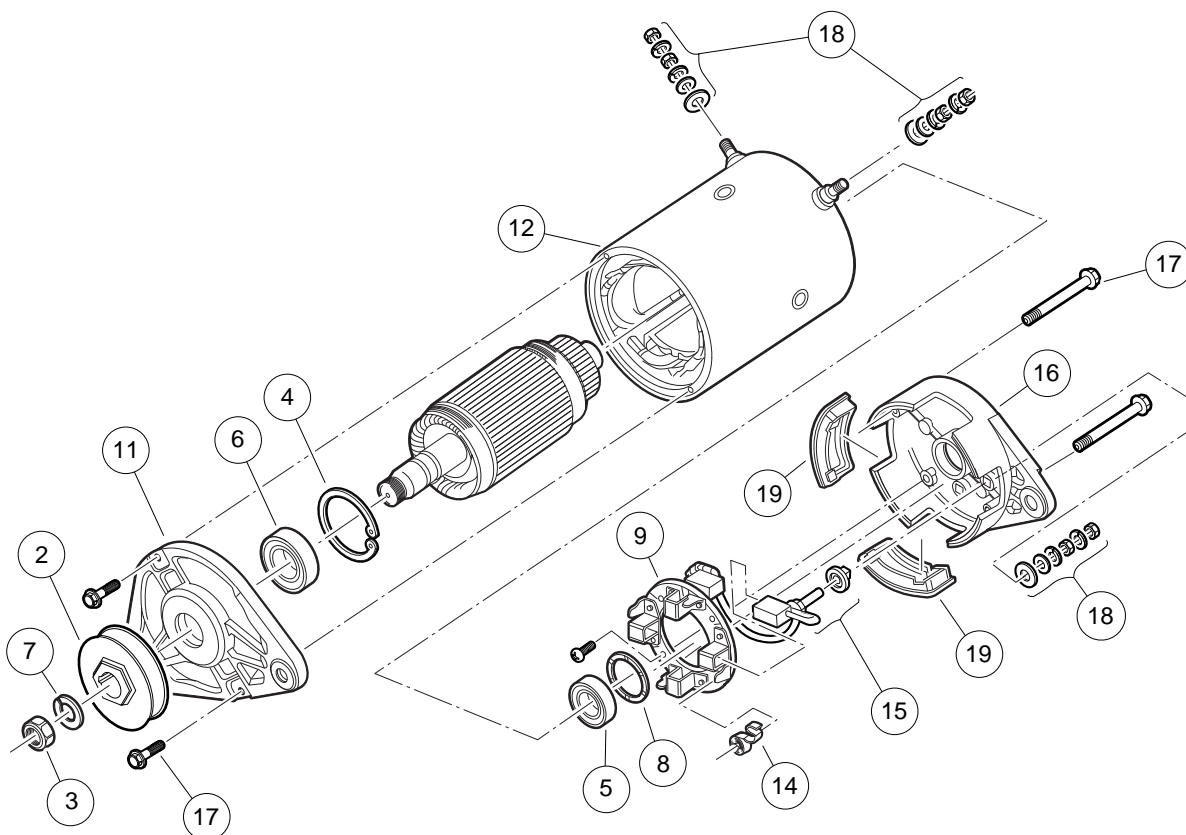
ITEM	PART NO.	DESCRIPTION	QTY
		1 2 3 4	
1	101833701	Starter/Generator (cw) (includes items 2 through 33)	1
2	1013001	Bearing, Output Shaft Ball	1
3	1013003	Key, Starter/Generator	1
4	1013005	Bearing, Ball	1
5	101301102	Brush Holder Assembly (cw) (includes item 6)	1
6	101878101	Brush Spring Set	4
7	101869302	Brush and Screw Set (cw)	1
8	101874901	Front Bracket	1
9	101875001	Retainer	1
10	101875101	Armature	1
11	101875201	Field Coil Housing	1
12	101875301	Pole Set	1
13	101875401	Screw Set	1
14	101875501	Field Stator Coil Assembly	1
15	101875601	F Insulator Set	2
16	101875701	DF Insulator	1
17	101875802	A Connector (cw)	1
18	101876001	Screw and Mold Assembly	2
19	101876202	Brush Connector Assembly (cw)	2
20	101876301	Cover Set (includes items 21 and 22)	1
21	N/A	Brush Inspection Port Cover	3
22	1017653	Brush Port Cover w/Drain	1
23	101876402	End Bell, Commutator, Rear Bracket (cw)	1
24	101876501	Nut and Screw Set (includes items 25 through 29)	1
25	101896501	Brush Holder Asm Screw	2
26	N/A	Washer, M5 Flat	1
27	N/A	Washer, M14 Lock	1
28	N/A	Nut, Hex, M14 x 2	1
29	N/A	Screw, M5 x 0.8 x 18mm	3
30	101877601	Nut and Washer Set	2
31	101877701	Nut and Washer Set	1
32	101879001	Through Bolt Set	2
33	101939901	Spacer	1
34	101875102	Armature Asm Conversion Kit (includes items 35 through 38)	1
35	1013003	Key, Starter/Generator	1
36	1014289	Pulley, Starter/Generator	1
37	101875101	Armature	1
38	101939901	Spacer	1
Note: Model G425419 Starter/Generator for use on Precedent Vehicles with serial numbers lower than 0908-003850. Item 36 will ONLY fit Model G425419 Starter/Generator.			

6

G

6

G



000124-002

STARTER/GENERATOR (S/G) ASSEMBLY MODEL 114-01-4005 *- GASOLINE VEHICLES

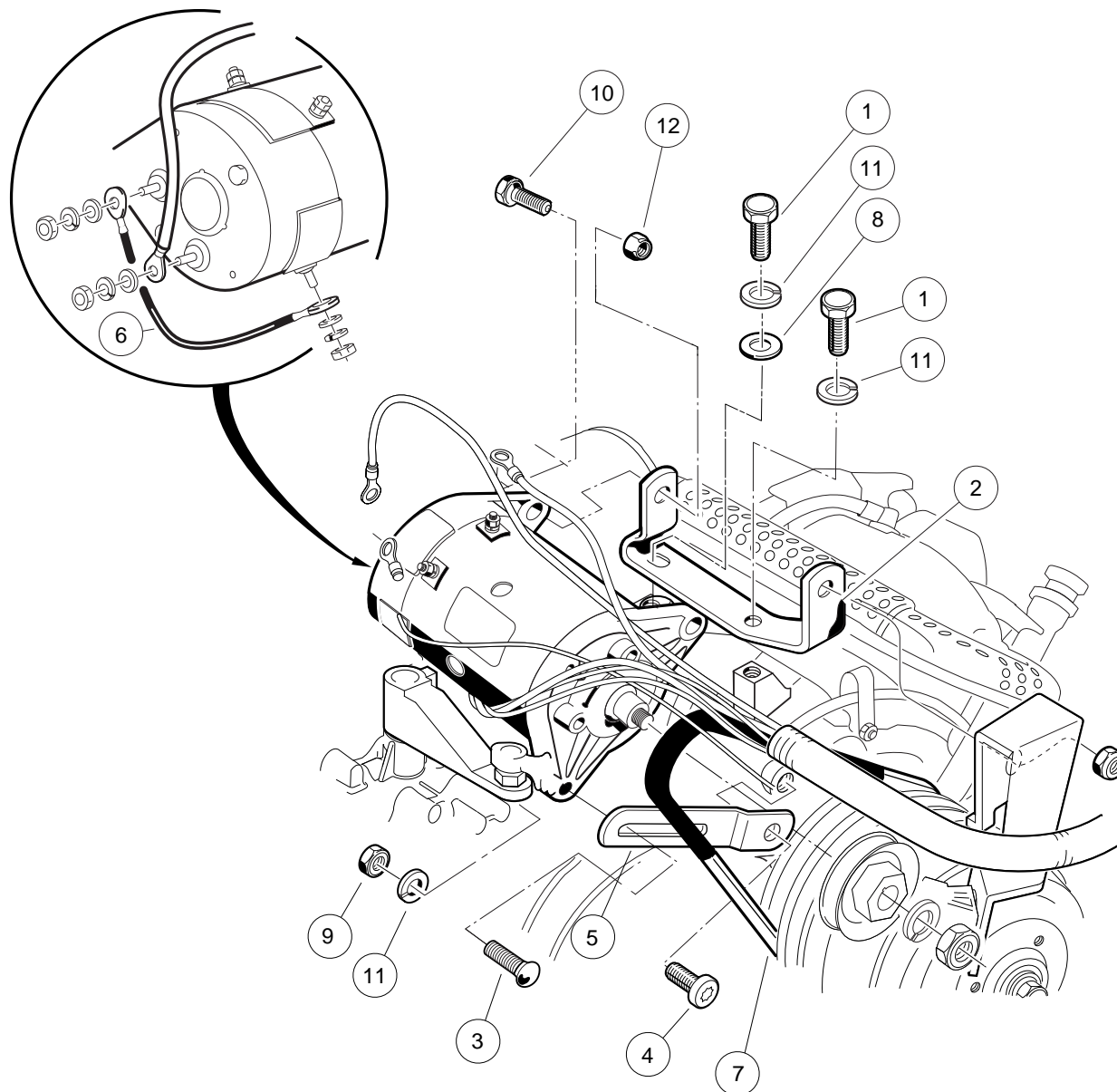
ITEM	PART NO.	DESCRIPTION	QTY
		1 2 3 4	
1	102628201	Starter/Generator Bi-Rotational (includes items 2 through 19)	1
2	102711001	Pulley, V-Belt	1
3	102838701	Nut, Hex, M14x2, S/G	1
4	102838801	Retainer, Front, S/G	1
5	102838901	Bearing, Ball, Front, S-g	1
6	102839001	Bearing, Ball, Front, S-g	1
7	102839301	Washer, Lock M14x2, S-g	1
8	102841101	Washer, Wave, S-g	1
9	102844401	Assembly, Brush Plate, Starter/Generator	1
10	102844501	Asm, Armature, Starter/Generator	1
11	102844601	Head, Drive End, S-g	1
12	102844701	Asm, Frame and Field, Starter/Generator	1
13	103347101	Kit, Spring Brush, Starter/Generator (includes item 14)	1
14	N/A	Spring, Brush, S-g	4
15	103347301	Set, Brush Term, S-g	1
16	103347601	Head, Comm End, S-g	1
17	103347701	Set, Fast, Ceh Deh, S-g	1
18	103347801	Set, Term Hardware, S/G	1
19	103347901	Kit, Cover, Brush Insp, Starter/Generator (includes items 20 and 21)	1
20	N/A	Plug, Rubber Drain, Start/Generator	3
21	N/A	Cover, Inspection, S-g	1
<p>Note: *Modell 114-01-4005 Starter/Generator used on Precedent vehicles with serial numbers 0908-003850 and greater. Item 2 will ONLY fit Model 114-01-4005 Starter/Generator.</p>			

6

G

6

G



000238-004

STARTER/GENERATOR MOUNTING – FE350 (AS11, AS26)

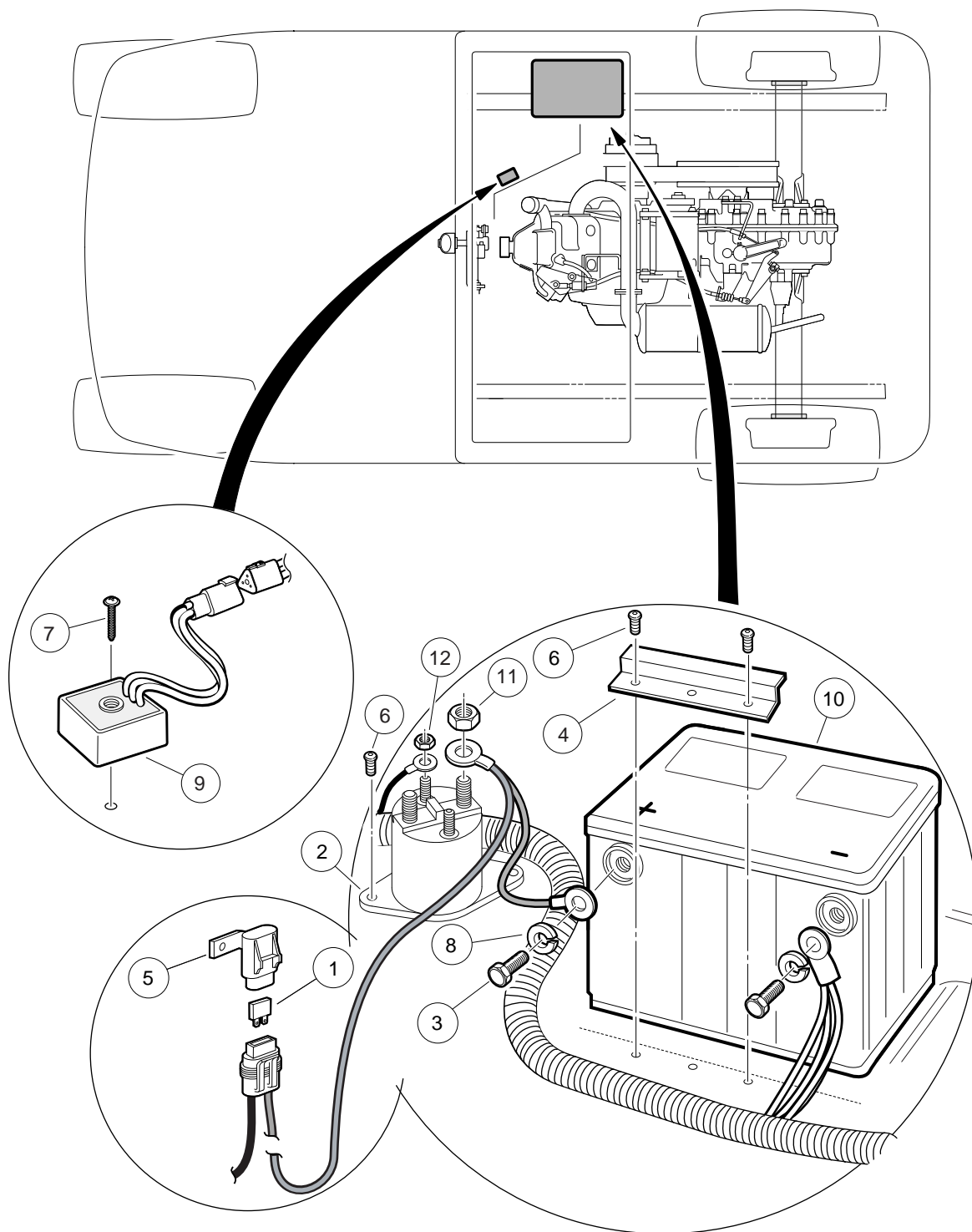
ITEM	PART NO.	DESCRIPTION	QTY
		1 2 3 4	
1	1012830	Screw, M8-125 X 22 Hex-Head	2
2	101524002	Bracket, Starter/Generator Mounting	1
3	1015932	Bolt, Carriage, 5/16-18	1
4	1016074	Screw, M8-1.25 X 18mm Torx	1
5	1016883	Bracket, Starter/Generator Adjustment	1
6	101837301	Wire Assy, #6 Green	1
7	101916701	V-Belt	1
8	1241	Washer, 5/16 Type A Flat	1
9	1242	Nut, 5/16-18 Hex	1
10	1624	Screw, 3/8-16 X 1.50 Hex-Head Cap	2
11	7174	Lockwasher, 5/16 Split	3
12	8754	Locknut, 3/8-16 Hex	2

6

G

6

G



000479-003



BATTERY – GASOLINE VEHICLE

ITEM	PART NO.	DESCRIPTION	QTY
		1 2 3 4	
1	1012295	Fuse, 10-Amp	1
2	1013609	Solenoid, 12-Volt	1
3	1014375	Screw, 3/8-16 X 0.50 Stainless Steel Hex-Head	2
4	101898001	Clamp, Battery	1
5	N/A	Cover, Fuse, Sealed, Metri	1
6	102296020	Screw, Torx Pan Hd Pt, M6 X 20	4
7	102296040	Screw, Torx Pan Hd Pt, M6 X 40	1
8	102355301	Lockwasher, #10 Split Ss	2
9	102803301	Asm, Voltage Regulator, Prec.	1
10	103496801	Battery, Start, 12v	1
11	1242	Nut, 5/16-18 Hex	2
12	7893	Nut, #10-32 Hex	2

6

G

DID YOU KNOW?

CartPros directs you to the right part using the part numbers from this manual. Enter the part number into our search box and it will find the part you are looking for.

**GET STARTED
HERE**

→ <https://CartPros.com/f.html>

6

G

**DID YOU
KNOW?**

CartPros directs you to the right part using the part numbers from this manual. Enter the part number into our search box and it will find the part you are looking for.

**GET STARTED
HERE**

→ <https://CartPros.com/f.html>

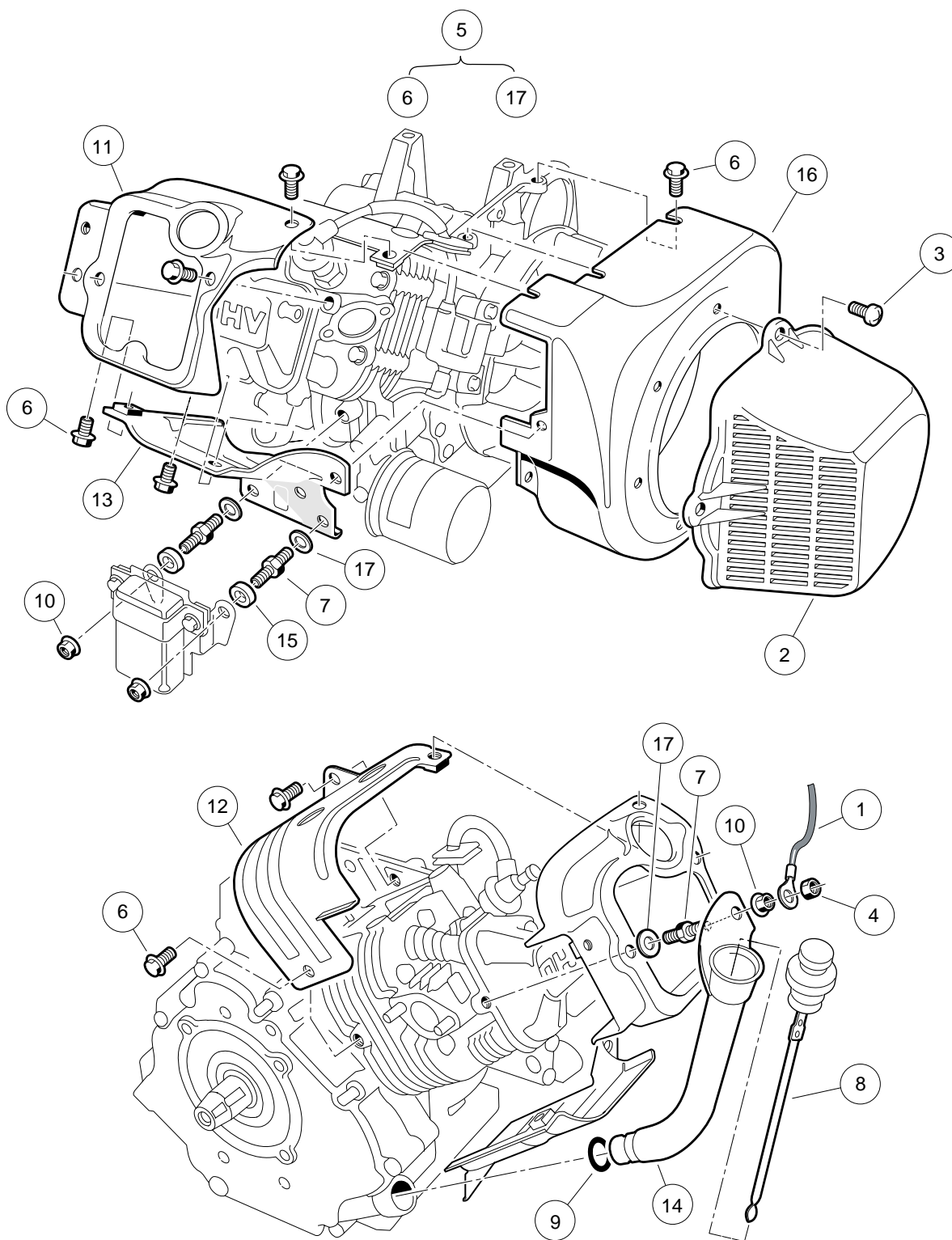
FE350 ENGINE (AS11)

7

G

7

G



000201-001

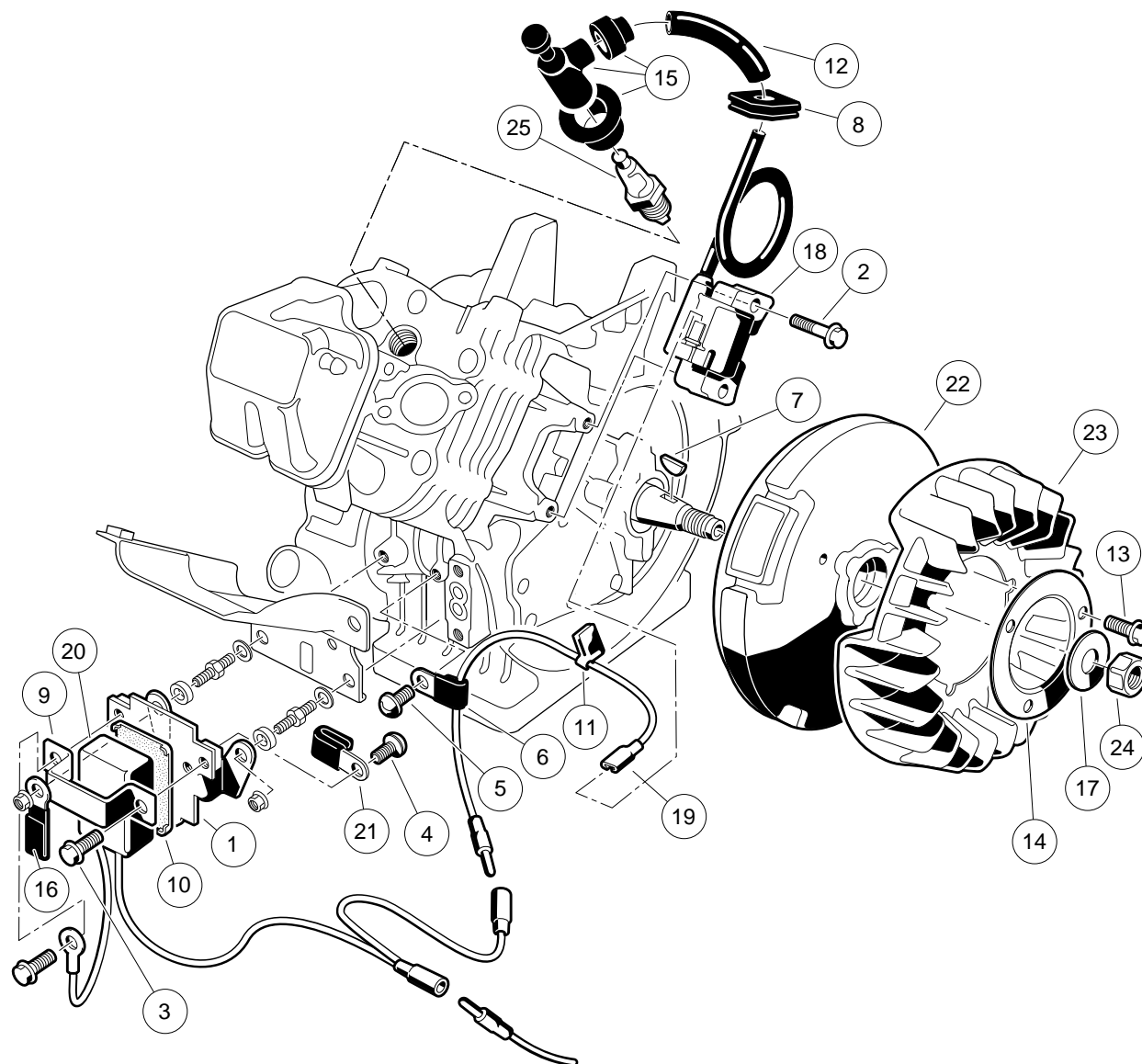
FE350 ENGINE (AS11) – SHROUDS AND BRACKETS

ITEM	PART NO.	DESCRIPTION	QTY
		1 2 3 4	
1	1015332	Wire Assembly, #10, Uninsulated	1
2	1015649	Shroud, Fan	1
3	1015969	Screw, M6-1.00 X 10mm Pan Hd	4
4	101887601	Locknut, M6-1.00 Nylon Insert	1
5	101953802	Engine, FE350 (cw) without ACR * (includes items 6 through 17)	1
6	1016456	Bolt, Flange Head, M6 x 1 x 12 mm	14
7	1016507	Bolt, Two-Ended	3
8	1016531	Dipstick	1
9	1016539	O-Ring	1
10	1016547	Nut, M6 Flange	3
11	1017474	Shroud, Engine	1
12	1017475	Shroud, Engine	1
13	1017476	Shroud, Engine	1
14	1017486	Tube, Oil Filler	1
15	1017500	Spacer 6.50 X 12 X 5.5	2
16	101916101	Housing, FE350 Fan	1
17	N/A	Washer, 6mm Flat	3
<p>Note: The AS11 engine qualifies for use in 2009 vehicles in all states except California due to their regulations for 2009 and newer vehicles.</p>			

7
G

7

G



000202-003

1250 ENGINE (AS11) – IGNITION COMPONENTS AND FLYWHEEL

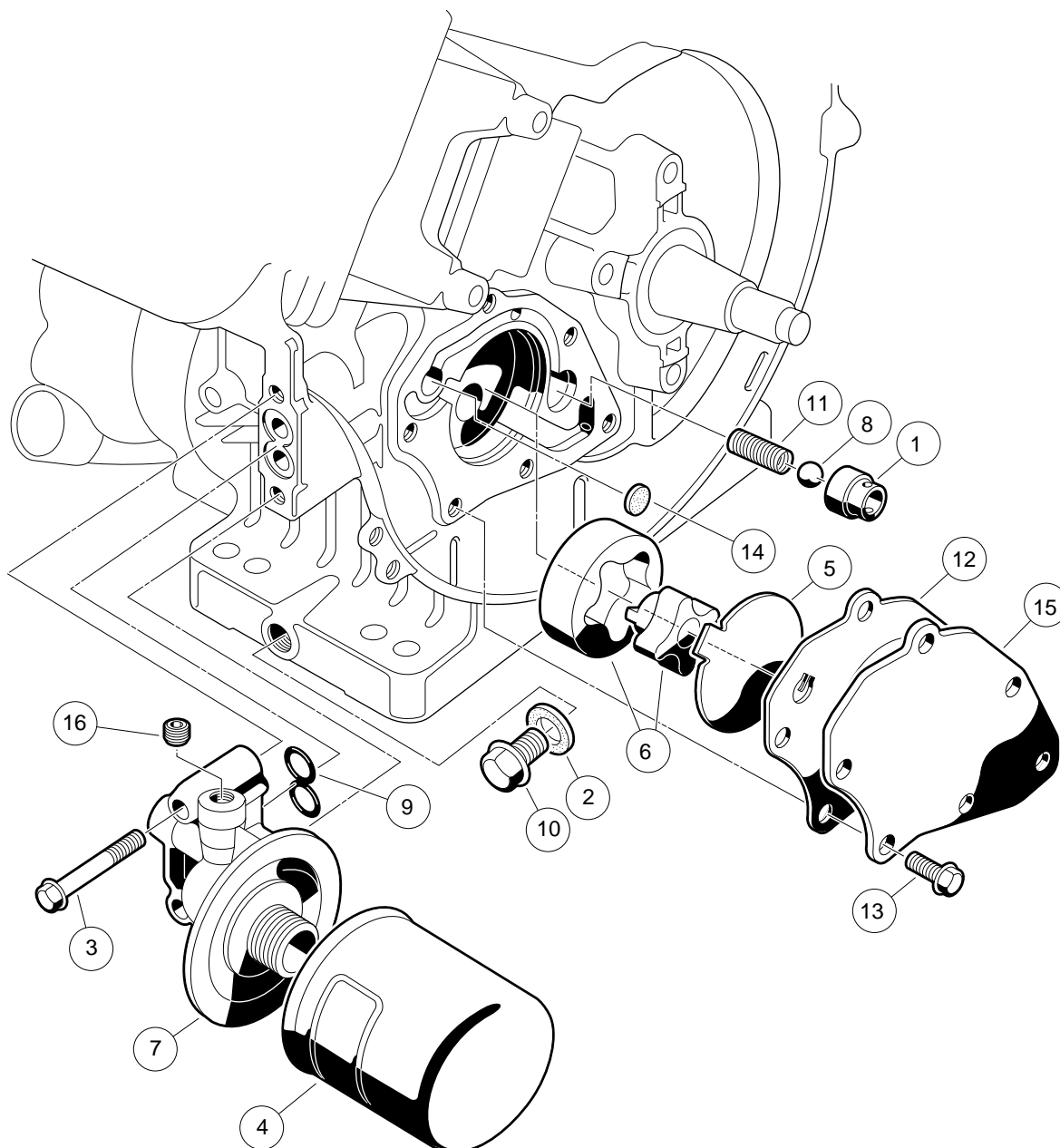
ITEM	PART NO.	DESCRIPTION	QTY
		1 2 3 4	
1	1016445	Bracket, RPM Limiter	1
2	1016455	Bolt, Flange Head	2
3	1016456	Bolt, Flange Head, M6 x 1 x 12 mm	2
4	1016497	Screw, Pan WP Cross	1
5	1016544	Screw	1
6	1016561	Clamp	1
7	1016562	Key	1
8	1016578	Ignition, Grommet	1
9	1016579	Band, RPM Limiter Mount	1
10	1016586	Damper, RPM Limiter	1
11	1016587	Clamp	1
12	1016588	Tube, 7mm X 10mm X 70mm	1
13	1017448	Bolt, Flanged	3
14	1017455	Plate, Flywheel Fan	1
15	1017463	Cap Asm Plug	1
16	1017468	Clamp	1
17	1017490	Washer, Flat	1
18	101909201	Coil, Ignition	1
19	101909301	Lead Wire Assy	1
20	101909401	Limiter, RPM	1
21	101909501	Clamp, Steel	1
22	101916201	Flywheel	1
23	101916301	Fan (cw)	1
24	102838401	Nut, Hex, 18 mm Fine	1
25	AM1232301	Spark Plug, BPR2ES	1

7

G

7

G



000203-001

FE350 ENGINE (AS11) – OIL CIRCULATION

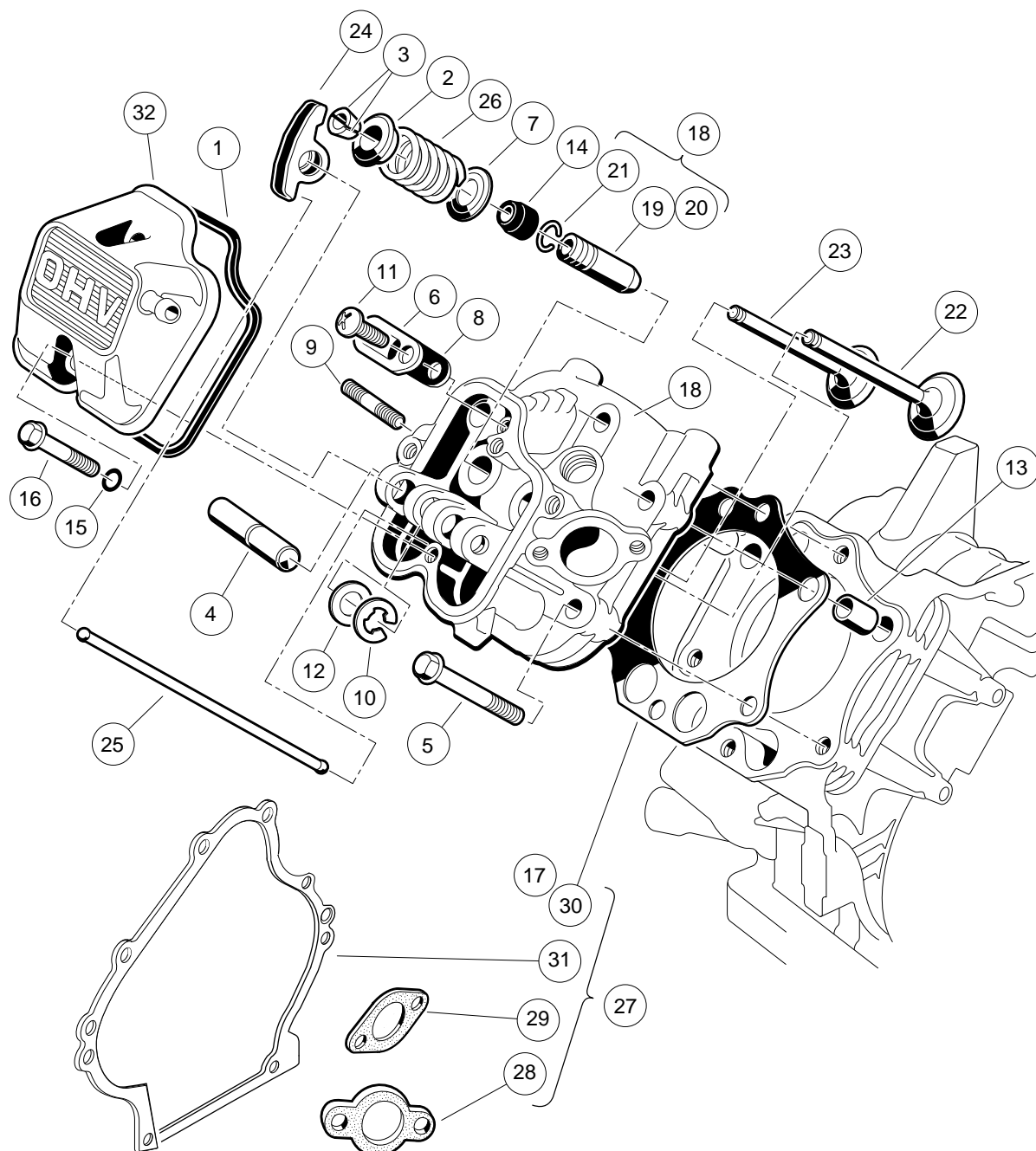
ITEM	PART NO.	DESCRIPTION	QTY
		1 2 3 4	
1	1016429	Seat, Value Oil Press Relief	1
2	1016432	Gasket, Drain Plug	1
3	1016457	Bolt, Flange Head	2
4	1016467	Filter, Oil	1
5	1016473	Plate, Oil Pump	1
6	101648203	Oil Pump And Rotor	1
7	1016502	Bracket, Oil Filter Mount	1
8	1016537	Ball, Steel, Press, Relief	1
9	1016570	O-Ring	1
10	1016576	Plug, Drain	1
11	1016581	Spring	1
12	1017442	Gasket	1
13	1017456	Bolt, Flanged	6
14	1017458	Filter	1
15	1017460	Cover, Pump	1
16	1017507	Plug	2

7

G

7

G



000204-003

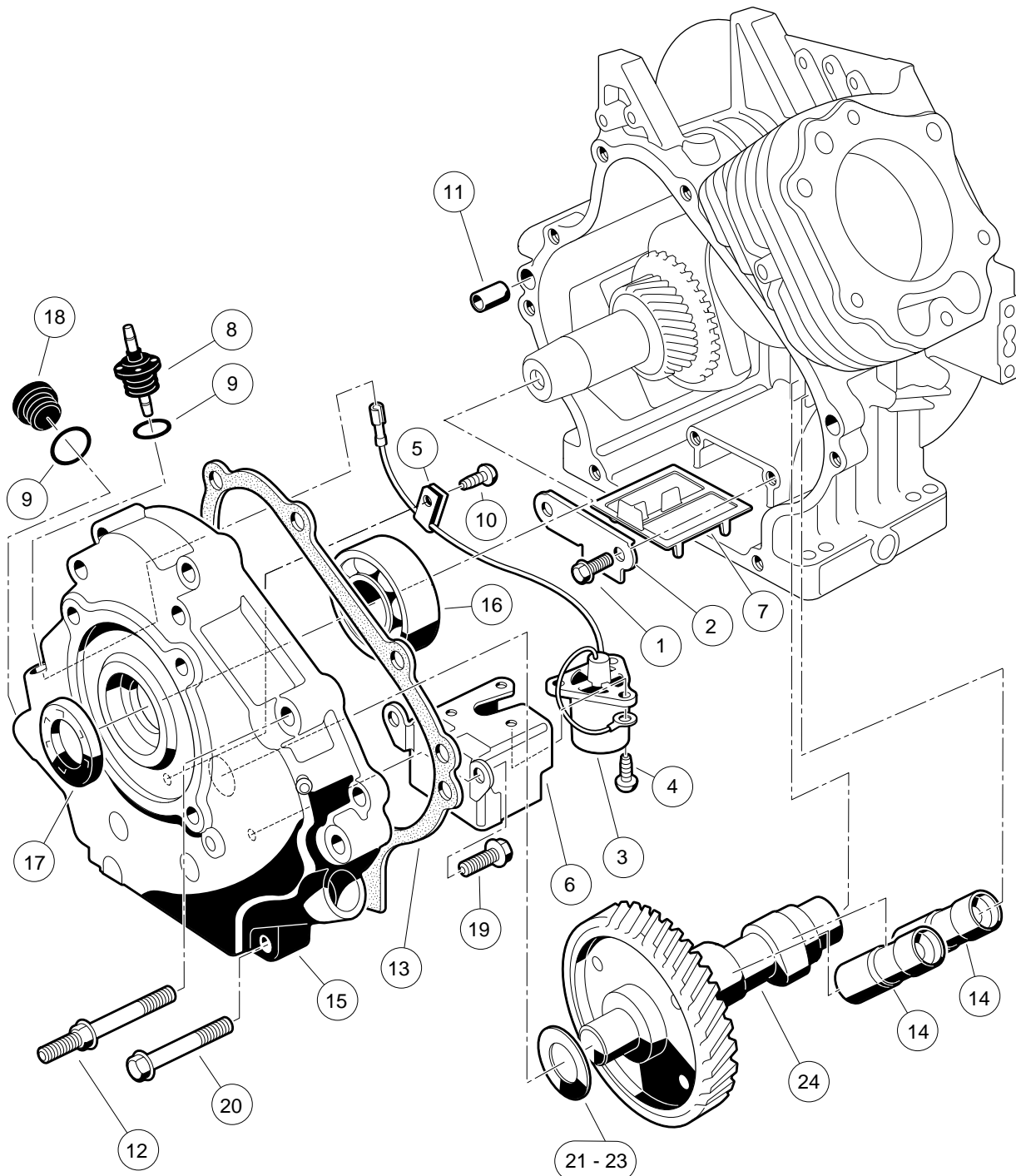
FE350 ENGINE (AS11) – CYLINDER HEAD

ITEM	PART NO.	DESCRIPTION	QTY
		1 2 3 4	
1	1016436	Gasket, Rocker Case	1
2	1016449	Retainer, Valve Spring	2
3	1016450	Collet	4
4	1016452	Shaft, Rocker	1
5	1016458	Bolt, Flange Head, M8 x 1.25 x 45 mm	6
6	1016474	Plate	1
7	1016479	Seat, Spring	2
8	1016483	Valve	1
9	1016489	Stud, Two-Ended, M8-1.25	2
10	1016517	Circlip, Type-E	1
11	1016544	Screw	1
12	1016549	Washer, 12.1x19x1.8	1
13	1016563	Pin	2
14	1016566	Seal, Oil	2
15	1016569	O-Ring	2
16	1016583	Bolt, 6x35	2
17	1017434	Gasket, Head	1
18	1017435	Assembly, Cylinder Head, FE350 (includes items 19 through 21)	1
19	1016518	Guide, Valve, Exhaust	1
20	1016519	Guide, Valve	1
21	1016560	Snap Ring	2
22	1017444	Valve, Intake	1
23	1017445	Valve, Exhaust	1
24	1017446	Arm, Rocker	2
25	1017454	Rod, Push	2
26	1017473	Spring, Engine Valve	2
27	102304801	Kit, Gasket, FE350 (includes items 28 through 31)	1
28	1016440	Gasket, Engine to Insulator	1
29	1016904	Gasket, Exhaust	1
30	1017434	Gasket, Head	1
31	1017443	Gasket, Crankcase Cover	1
32	102753401	Case, Rocker	1
Note: Item 28 is not a component of the FE350 engine.			

7
G

7

G



000205-002

FE350 ENGINE (AS11) – CRANKCASE, CAMSHAFT, AND OIL SENSOR

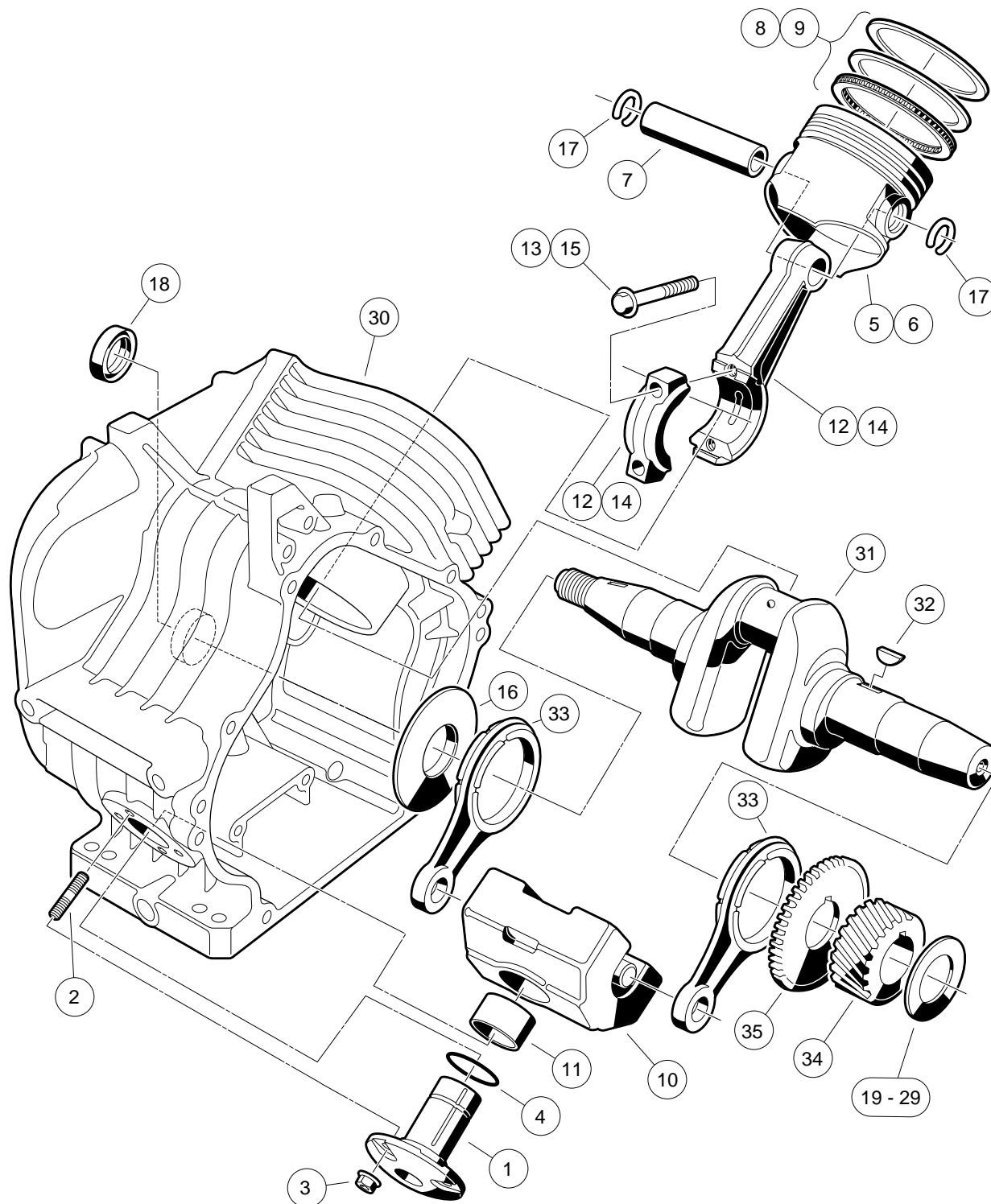
ITEM	PART NO.	DESCRIPTION	QTY
		1 2 3 4	
1	1016454	Bolt, Flange Head, M5 x 0.8 x 8 mm	2
2	1016472	Plate, Oil Filter Screen	1
3	1016494	Sensor, Oil Level	1
4	1016496	Screw, Cross Pan-Head, M4 x 0.7 x 8 mm	3
5	1016506	Clamp	1
6	1016510	Bracket, Switch, Oil Level	1
7	1016521	Screen, Oil Filter	1
8	1016535	Connector, Cord	1
9	1016538	O-Ring	2
10	1016544	Screw	1
11	1016564	Pin	2
12	1016584	Bolt, Two-Ended, M8 x 1.25 x 69 mm	2
13	1017443	Gasket, Crankcase Cover	1
14	1017447	Adjuster, Lash	2
15	1017472	Cover Crankcase	1
16	1017487	Bearing, Ball	1
17	1017504	Seal, Oil	1
18	1017508	Plug	1
19	1017513	Bolt Switch Bracket	2
20	1017514	Screw, M8-1.25 X 45mm Hex	6
21	101751801	Shim, 0.3	1
22	101751802	Shim, 0.4	1
23	101751803	Shim, 0.5	1
24	102431001	Camshaft, FE350 without ACR, 44-Tooth	1

7

G

7

G



000206-001

FE350 ENGINE (AS11) – CRANKCASE AND CRANKSHAFT

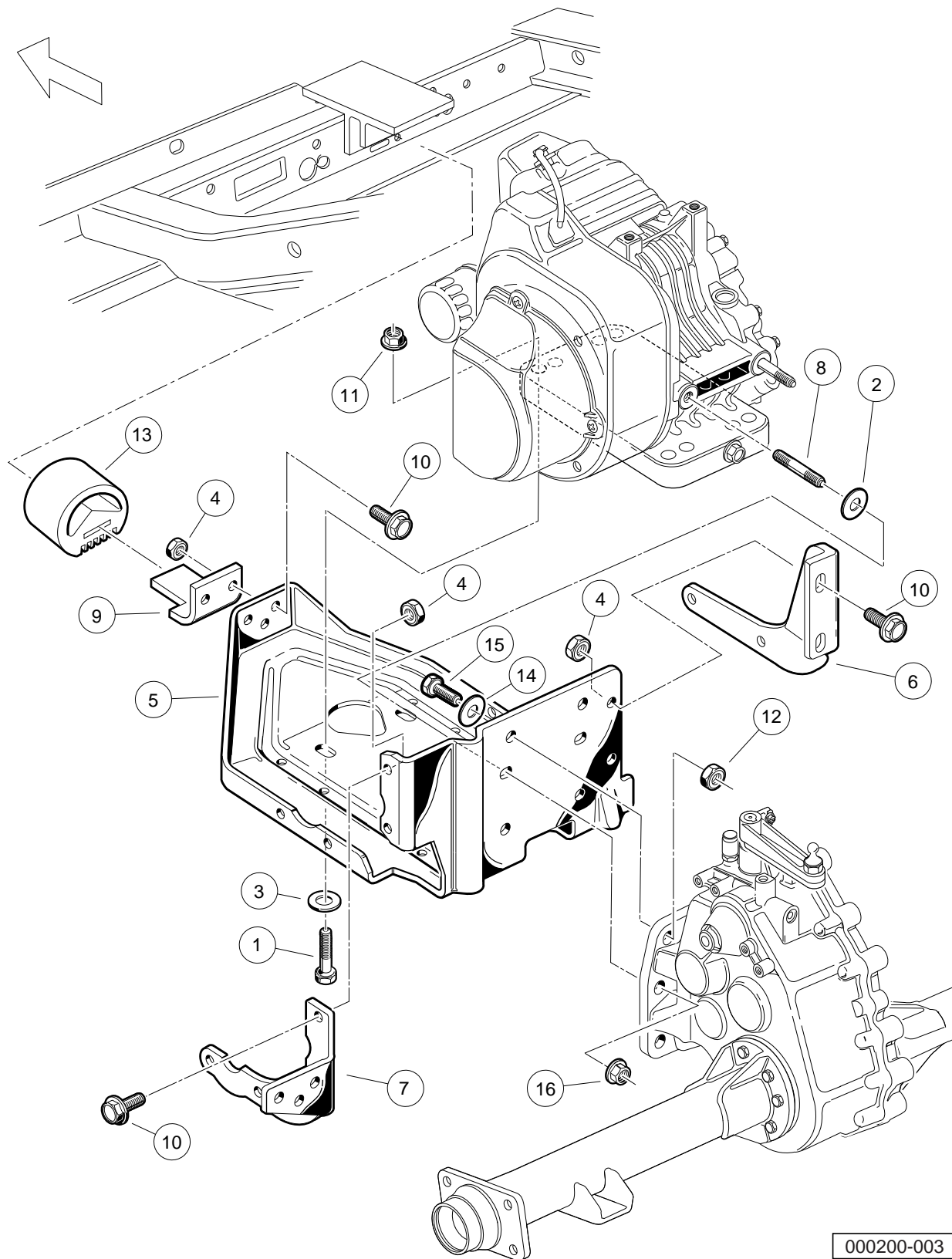
ITEM	PART NO.	DESCRIPTION	QTY
		1 2 3 4	
1	1016470	Shaft, Guide, Counterbalance	1
2	1016541	Stud, 6x14	4
3	1016547	Nut, M6 Flange	4
4	1016571	O-Ring	1
5	101744901	Piston, Standard	1
6	101744902	Piston, 0.50 mm Oversize	1
7	1017450	Pin, Piston	1
8	101745101	Ring Set, Standard Piston	1
9	101745102	Ring Set, Piston, 0.50 mm Oversize	1
10	1017453	Counterbalance Weight (includes item 11)	1
11	1017510	Bearing, Plain	1
12	101745701	Asm, Con. Rod Std (includes item 13)	1
13	1017512	Bolt	2
14	101745702	Asm,Con.Rod 0.5mm U/s (includes item 15)	1
15	1017512	Bolt	2
16	1017501	Spacer	1
17	1017502	Snap Ring	2
18	1017503	Seal, Oil	1
19	101773301	Shim, Crankshaft, 1.18mm	1
20	101773302	Shim, Crankshaft, 1.25mm	1
21	101773303	Shim, Crankshaft, 1.32mm	1
22	101773304	Shim, Crankshaft, 1.39mm	1
23	101773305	Shim, Crankshaft, 1.46mm	1
24	101773306	Shim, Crankshaft, 1.53mm	1
25	101773307	Shim, Crankshaft, 1.60mm	1
26	101773308	Shim, Crankshaft, 1.67mm	1
27	101773309	Shim, Crankshaft, 1.74mm	1
28	101773310	Shim, Crankshaft, 1.11 mm	1
29	101773311	Shim, Crankshaft, 1.81mm	1
30	101916001	Crankcase Complete, FE350 (cw)	1
31	102430901	Crankshaft, FE350 Left-Hand, 22-Tooth (includes items 32 through 35)	1
32	1016562	Key	1
33	1017471	Rod	2
34	N/A	Gear, Helical	1
35	N/A	Gear, Spur	1

7

G

7

G



000200-003

FE350 ENGINE (AS11) – MOUNTING

ITEM	PART NO.	DESCRIPTION	QTY
		1 2 3 4	
1	1010577	Bolt, Hex-Head, 5/16-18 X 1.50	4
2	1011697	Washer, 5/16 Flat	2
3	1012571	Washer, 5/16 Extra Thick Flat	4
4	1013924	Nut, 5/16-24 Hex Head Cone	10
5	101827101	Plate, Engine Mounting	1
6	101832601	Stiffener (PTO Side)	1
7	101832701	Stiffener (Flywheel Side)	1
8	101833101	Stud, M8-1.25 X 50 mm Two-Ended	2
9	101834601	Snubber Bracket	1
10	101884801	Screw, 5/16-24 X 0.875 Grade-8	10
11	101963401	Locknut, 5/16-18 Hex Flange	4
12	102065901	Locknut, 3/8-16 Flanged Dimple	4
13	102540301	Inner Frame Snubber	1
14	334	Washer, 3/8 Type A Flat	4
15	705	Screw, Cap-hex Hd 3/8-16x1.25	4
16	96704416	Nut Flg, M8 X 1.25 Serrated	2

7

G

DID YOU KNOW?

CartPros directs you to the right part using the part numbers from this manual. Enter the part number into our search box and it will find the part you are looking for.

**GET STARTED
HERE**

→ <https://CartPros.com/f.html>

7

G

**DID YOU
KNOW?**

CartPros directs you to the right part using the part numbers from this manual. Enter the part number into our search box and it will find the part you are looking for.

**GET STARTED
HERE**



<https://CartPros.com/f.html>

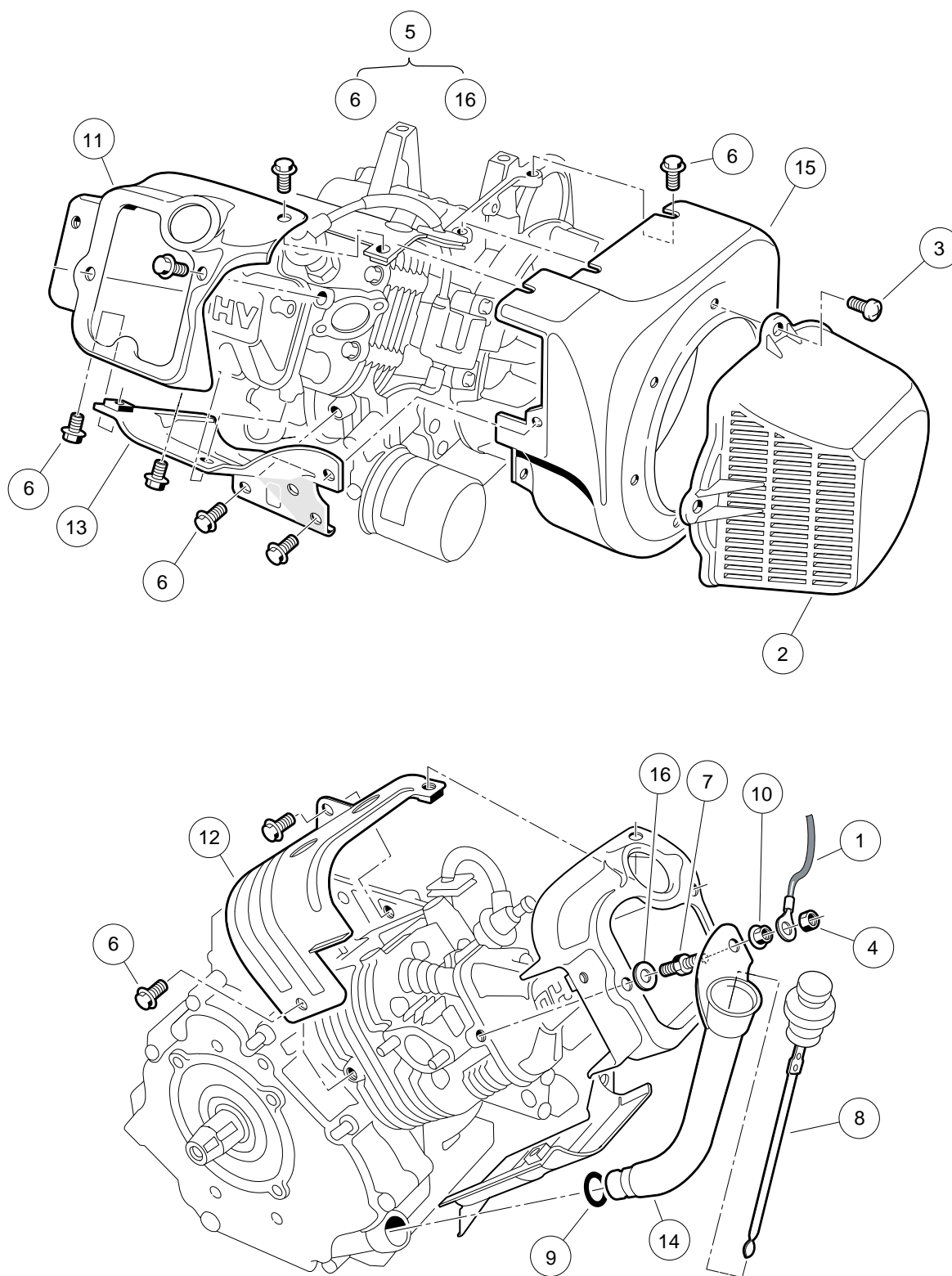
FE350 ENGINE (AS26)

8

G

8

G



000201-002

FE350 ENGINE (AS26) – SHROUDS AND BRACKETS

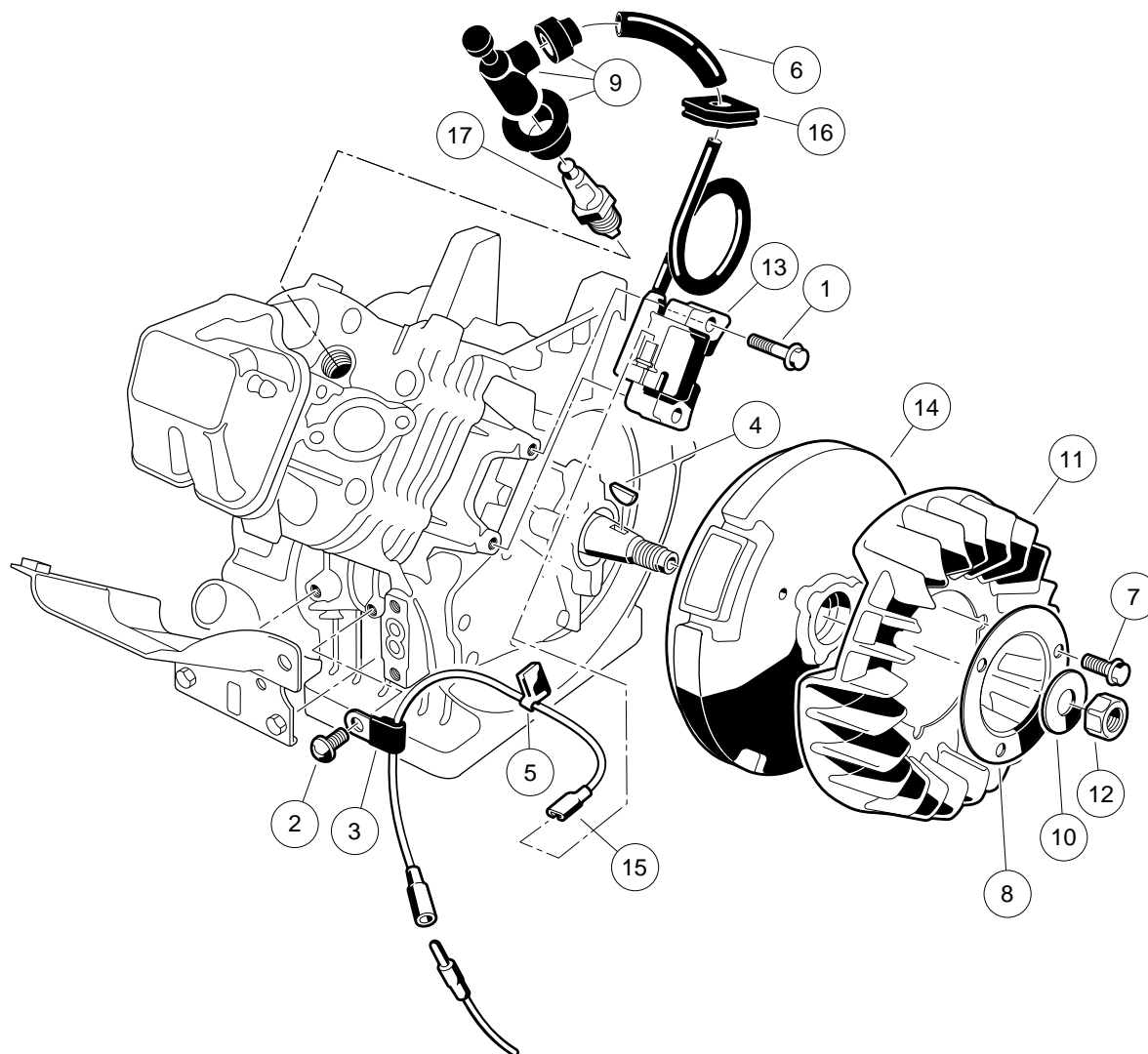
ITEM	PART NO.	DESCRIPTION	QTY
		1 2 3 4	
1	1015332	Wire Assembly, #10, Uninsulated	1
2	1015649	Shroud, Fan	1
3	1015969	Screw, M6-1.00 X 10mm Pan Hd	4
4	101887601	Locknut, M6-1.00 Nylon Insert	1
5	103386201	Engine, FE350 S26 (includes items 6 through 16)	1
6	1016456	Bolt, Flange Head, M6 x 1 x 12 mm	16
7	1016507	Bolt, Two-Ended	1
8	1016531	Dipstick	1
9	1016539	O-Ring	1
10	1016547	Nut, M6 Flange	1
11	1017474	Shroud, Engine	1
12	1017475	Shroud, Engine	1
13	1017476	Shroud, Engine	1
14	1017486	Tube, Oil Filler	1
15	101916101	Housing, FE350 Fan	1
16	N/A	Washer, 6mm Flat	2
<p>Note: The AS26 engine meets the 2009 Federal CARB requirement for all 50 states. AS26 engine is retrofittable and began production in Precedent vehicles with serial numbers 0942-063638 and greater.</p>			

8

G

8

G



000202-002

12500 ENGINE (AS26)- IGNITION COMPONENTS AND FLYWHEEL

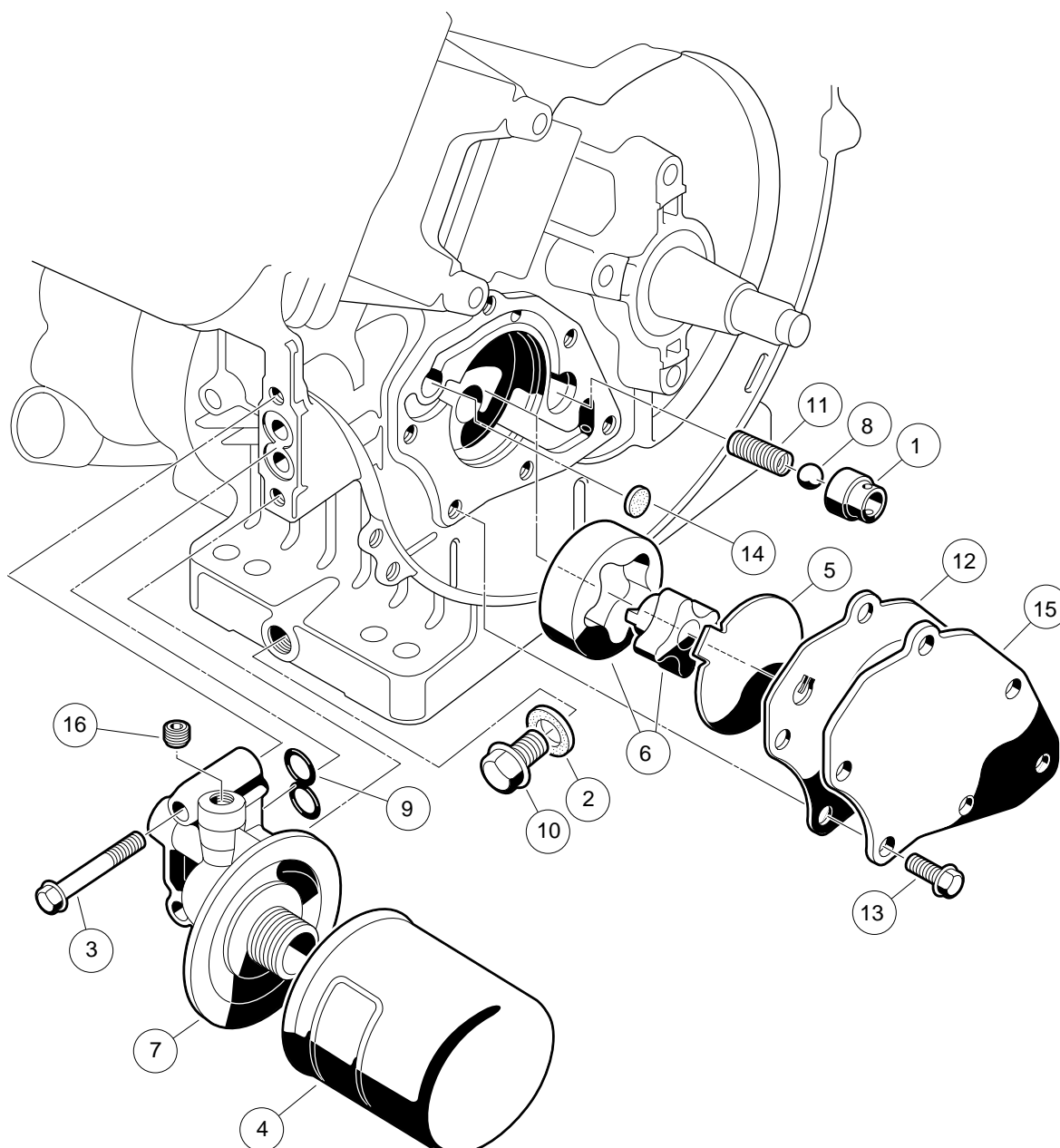
ITEM	PART NO.	DESCRIPTION	QTY
		1 2 3 4	
1	1016455	Bolt, Flange Head	2
2	1016544	Screw	1
3	1016561	Clamp	1
4	1016562	Key	1
5	1016587	Clamp	1
6	1016588	Tube, 7mm X 10mm X 70mm	1
7	1017448	Bolt, Flanged	3
8	1017455	Plate, Flywheel Fan	1
9	1017463	Cap Asm Plug	1
10	1017490	Washer, Flat	1
11	101916301	Fan (cw)	1
12	102838401	Nut, Hex, 18 mm Fine	1
13	103616501	Ignition, Coil Asm	1
14	103616601	Flywheel, Complete	1
15	103616701	Ignition, Wire Lead	1
16	103616801	Grommet	1
17	AM1232301	Spark Plug, BPR2ES	1

8

G

8

G



000203-001

FE350 ENGINE (AS26)- OIL CIRCULATION

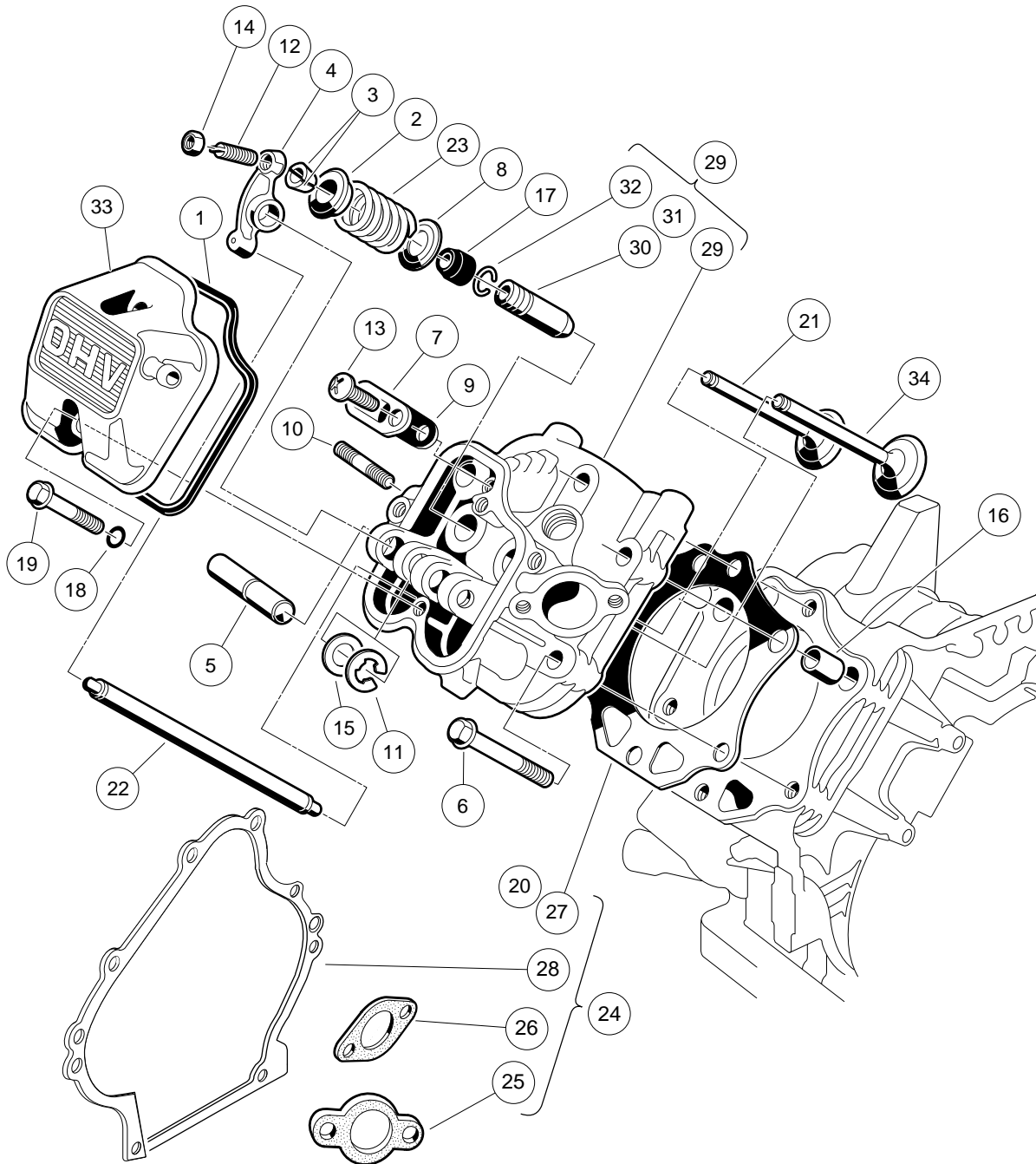
ITEM	PART NO.	DESCRIPTION	QTY
		1 2 3 4	
1	1016429	Seat, Value Oil Press Relief	1
2	1016432	Gasket, Drain Plug	1
3	1016457	Bolt, Flange Head	2
4	1016467	Filter, Oil	1
5	1016473	Plate, Oil Pump	1
6	101648203	Oil Pump And Rotor	1
7	1016502	Bracket, Oil Filter Mount	1
8	1016537	Ball, Steel, Press, Relief	1
9	1016570	O-Ring	1
10	1016576	Plug, Drain	1
11	1016581	Spring	1
12	1017442	Gasket	1
13	1017456	Bolt, Flanged	6
14	1017458	Filter	1
15	1017460	Cover, Pump	1
16	1017507	Plug	2

8

G

8

G



000204-004

FE350 ENGINE (AS26)- CYLINDER HEAD

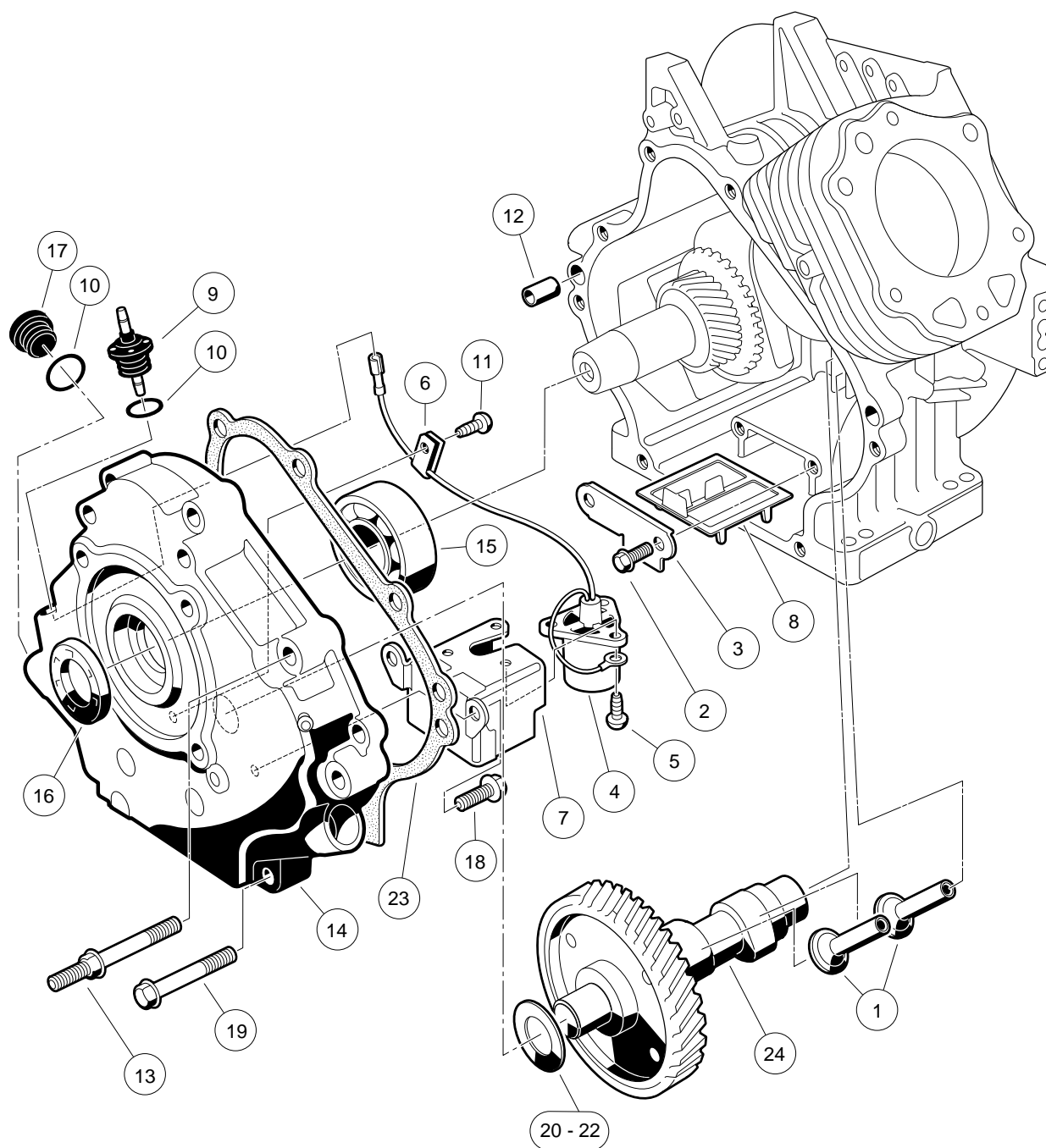
ITEM	PART NO.	DESCRIPTION	QTY
		1 2 3 4	
1	1016436	Gasket, Rocker Case	1
2	1016449	Retainer, Valve Spring	2
3	1016450	Collet	4
4	1016451	Arm, Rocker	2
5	1016452	Shaft, Rocker	1
6	1016458	Bolt, Flange Head, M8 x 1.25 x 45 mm	6
7	1016474	Plate	1
8	1016479	Seat, Spring	2
9	1016483	Valve	1
10	1016489	Stud, Two-Ended, M8-1.25	2
11	1016517	Circlip, Type-E	1
12	1016542	Screw	2
13	1016544	Screw	1
14	1016545	Nut	2
15	1016549	Washer, 12.1x19x1.8	1
16	1016563	Pin	2
17	1016566	Seal, Oil	2
18	1016569	O-Ring	2
19	1016583	Bolt, 6x35	2
20	1017434	Gasket, Head	1
21	1017445	Valve, Exhaust	1
22	1017454	Rod, Push	2
23	1017473	Spring, Engine Valve	2
24	102304801	Kit, Gasket, FE350 (includes items 25 through 28)	1
25	1016440	Gasket, Engine to Insulator	1
26	1016904	Gasket, Exhaust	1
27	1017434	Gasket, Head	1
28	1017443	Gasket, Crankcase Cover	1
29	103615601	Cylinder Head (includes items 30 through 32)	1
30	1016518	Guide, Valve, Exhaust	1
31	1016519	Guide, Valve	1
32	1016560	Snap Ring	2
33	103615701	Case, Rocker	1
34	103616301	Valve, Intake, Hard Tip	1
Note: Item 25 is not a component of the FE350 engine.			

8

G

8

G



000205-003

FE350 ENGINE (A520)- CRANKCASE AND CRANKSHAFT OIL SENSOR

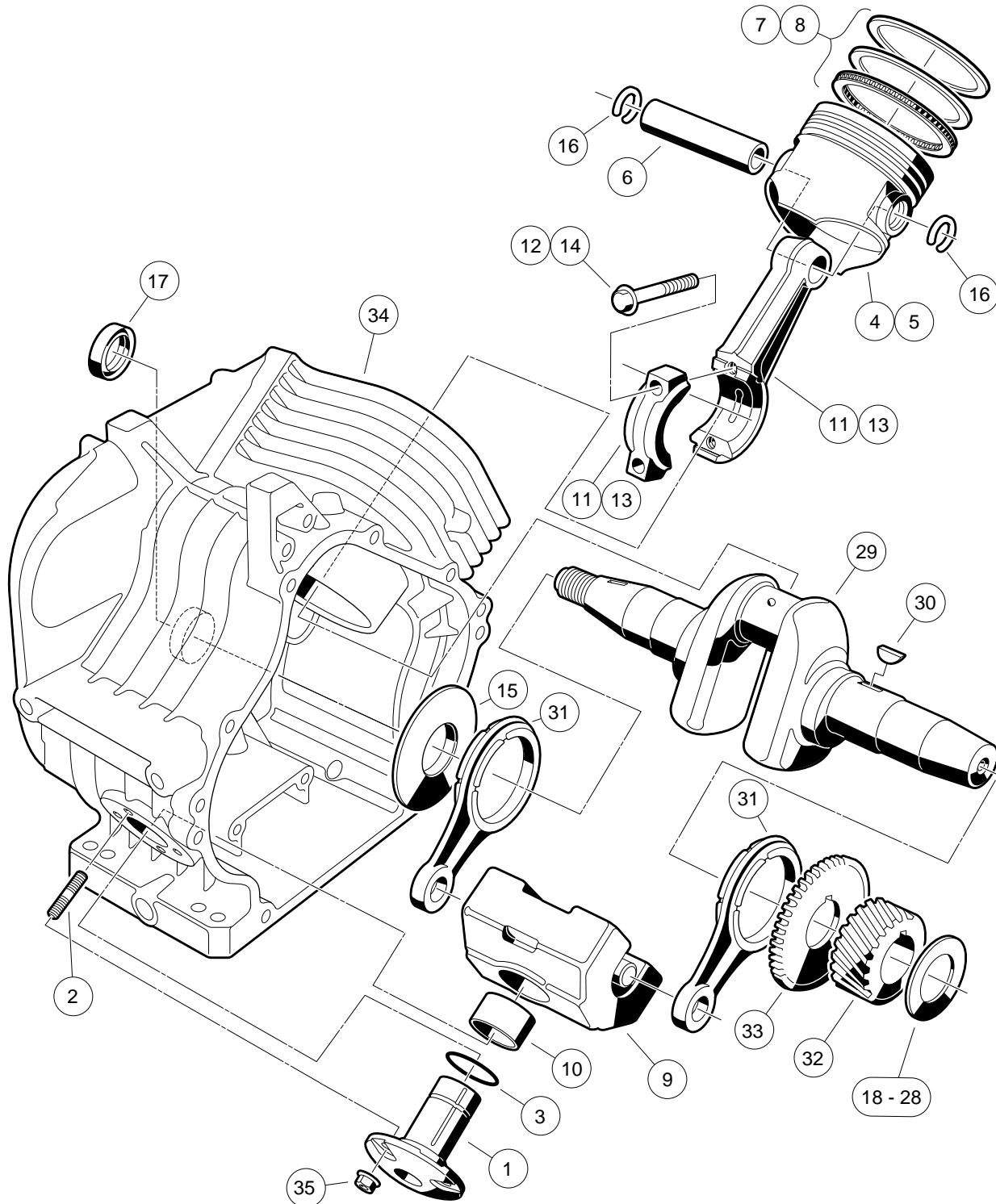
8

G

ITEM	PART NO.	DESCRIPTION	QTY
		1 2 3 4	
1	1016453	Tappet	2
2	1016454	Bolt, Flange Head, M5 x 0.8 x 8 mm	2
3	1016472	Plate, Oil Filter Screen	1
4	1016494	Sensor, Oil Level	1
5	1016496	Screw, Cross Pan-Head, M4 x 0.7 x 8 mm	3
6	1016506	Clamp	1
7	1016510	Bracket, Switch, Oil Level	1
8	1016521	Screen, Oil Filter	1
9	1016535	Connector, Cord	1
10	1016538	O-Ring	2
11	1016544	Screw	1
12	1016564	Pin	2
13	1016584	Bolt, Two-Ended, M8 x 1.25 x 69 mm	2
14	1017472	Cover Crankcase	1
15	1017487	Bearing, Ball	1
16	1017504	Seal, Oil	1
17	1017508	Plug	1
18	1017513	Bolt Switch Bracket	2
19	1017514	Screw, M8-1.25 X 45mm Hex	6
20	101751801	Shim, 0.3	1
21	101751802	Shim, 0.4	1
22	101751803	Shim, 0.5	1
23	102430901	Crankshaft, FE350 Left-Hand, 22-Tooth (includes items 24 through 27)	1
24	1016562	Key	1
25	1017471	Rod	2
26	N/A	Gear, Helical	1
27	N/A	Gear, Spur	1
28	103615901	Gasket, Crankcase Cover	1
29	103616401	Camshaft, Complete	1

8

G



000206-002

FE350 ENGINE (AS26)- CRANKCASE AND CRANKSHAFT

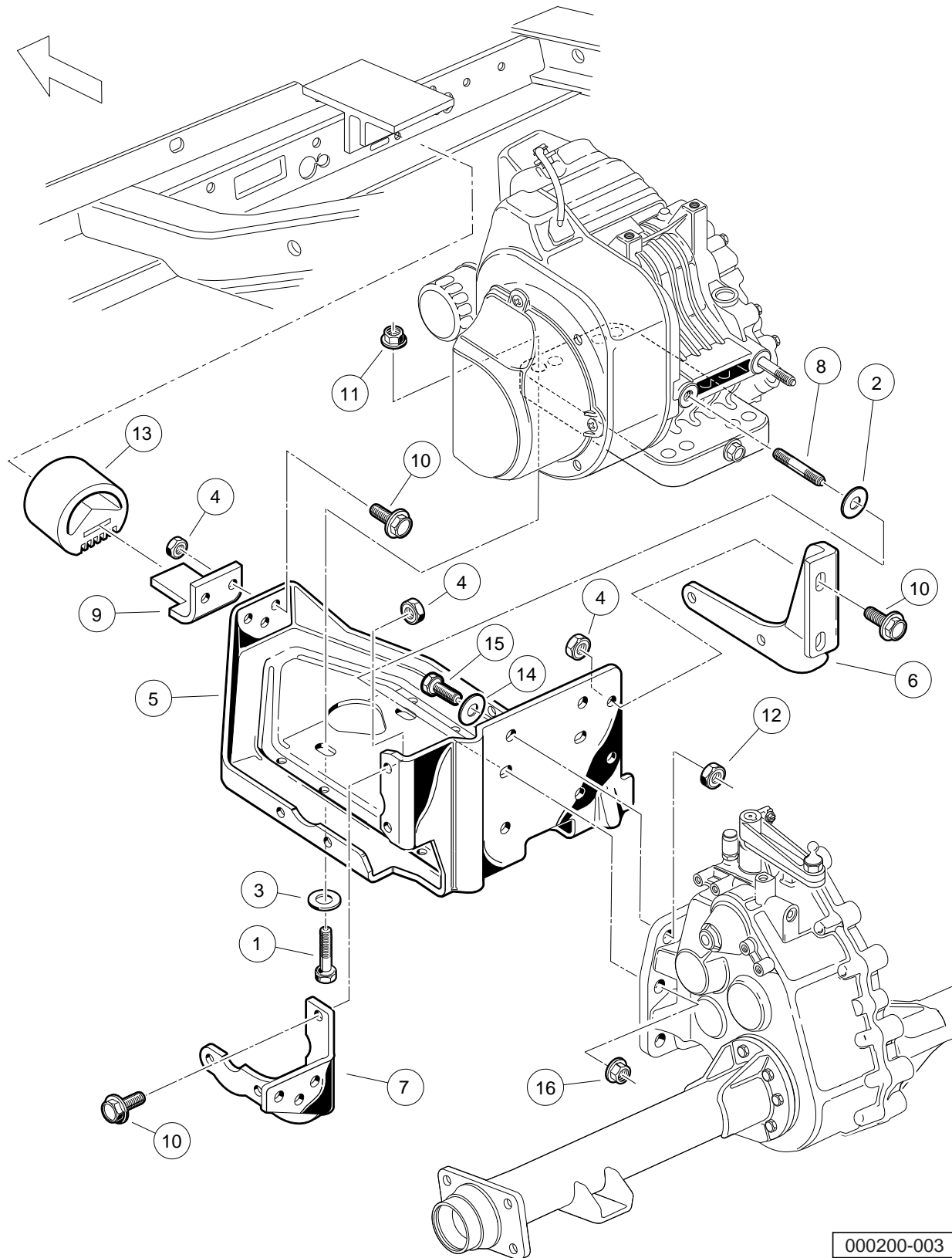
ITEM	PART NO.	DESCRIPTION	QTY
		1 2 3 4	
1	1016470	Shaft, Guide, Counterbalance	1
2	1016541	Stud, 6x14	4
3	1016571	O-Ring	1
4	101744901	Piston, Standard	1
5	101744902	Piston, 0.50 mm Oversize	1
6	1017450	Pin, Piston	1
7	101745101	Ring Set, Standard Piston	1
8	101745102	Ring Set, Piston, 0.50 mm Oversize	1
9	1017453	Counterbalance Weight (includes item 10)	1
10	1017510	Bearing, Plain	1
11	101745701	Asm, Con. Rod Std (includes item 12)	1
12	1017512	Bolt	2
13	101745702	Asm,Con.Rod 0.5mm U/s (includes item 14)	1
14	1017512	Bolt	2
15	1017501	Spacer	1
16	1017502	Snap Ring	2
17	1017503	Seal, Oil	1
18	101773301	Shim, Crankshaft, 1.18mm	1
19	101773302	Shim, Crankshaft, 1.25mm	1
20	101773303	Shim, Crankshaft, 1.32mm	1
21	101773304	Shim, Crankshaft, 1.39mm	1
22	101773305	Shim, Crankshaft, 1.46mm	1
23	101773306	Shim, Crankshaft, 1.53mm	1
24	101773307	Shim, Crankshaft, 1.60mm	1
25	101773308	Shim, Crankshaft, 1.67mm	1
26	101773309	Shim, Crankshaft, 1.74mm	1
27	101773310	Shim, Crankshaft, 1.11mm	1
28	101773311	Shim, Crankshaft, 1.81mm	1
29	102430901	Crankshaft, FE350 Left-Hand, 22-Tooth (includes items 30 through 33)	1
30	1016562	Key	1
31	1017471	Rod	2
32	N/A	Gear, Helical	1
33	N/A	Gear, Spur	1
34	103615801	Crankcase, FE350	1
35	103616201	Nut	4

8

G

8

G



000200-003

FE350 ENGINE (AS26)- MOUNTING

ITEM	PART NO.	DESCRIPTION	QTY
		1 2 3 4	
1	1010577	Bolt, Hex-Head, 5/16-18 X 1.50	4
2	1011697	Washer, 5/16 Flat	2
3	1012571	Washer, 5/16 Extra Thick Flat	4
4	1013924	Nut, 5/16-24 Hex Head Cone	10
5	101827101	Plate, Engine Mounting	1
6	101832601	Stiffener (PTO Side)	1
7	101832701	Stiffener (Flywheel Side)	1
8	101833101	Stud, M8-1.25 X 50 mm Two-Ended	2
9	101834601	Snubber Bracket	1
10	101884801	Screw, 5/16-24 X 0.875 Grade-8	10
11	101963401	Locknut, 5/16-18 Hex Flange	4
12	102065901	Locknut, 3/8-16 Flanged Dimple	4
13	102540301	Inner Frame Snubber	1
14	334	Washer, 3/8 Type A Flat	4
15	705	Screw, Cap-hex Hd 3/8-16x1.25	4
16	96704416	Nut Flg, M8 X 1.25 Serrated	2

8

G

DID YOU KNOW?

CartPros directs you to the right part using the part numbers from this manual. Enter the part number into our search box and it will find the part you are looking for.

**GET STARTED
HERE**

→ <https://CartPros.com/f.html>

8

G

**DID YOU
KNOW?**

CartPros directs you to the right part using the part numbers from this manual. Enter the part number into our search box and it will find the part you are looking for.

**GET STARTED
HERE**



<https://CartPros.com/f.html>

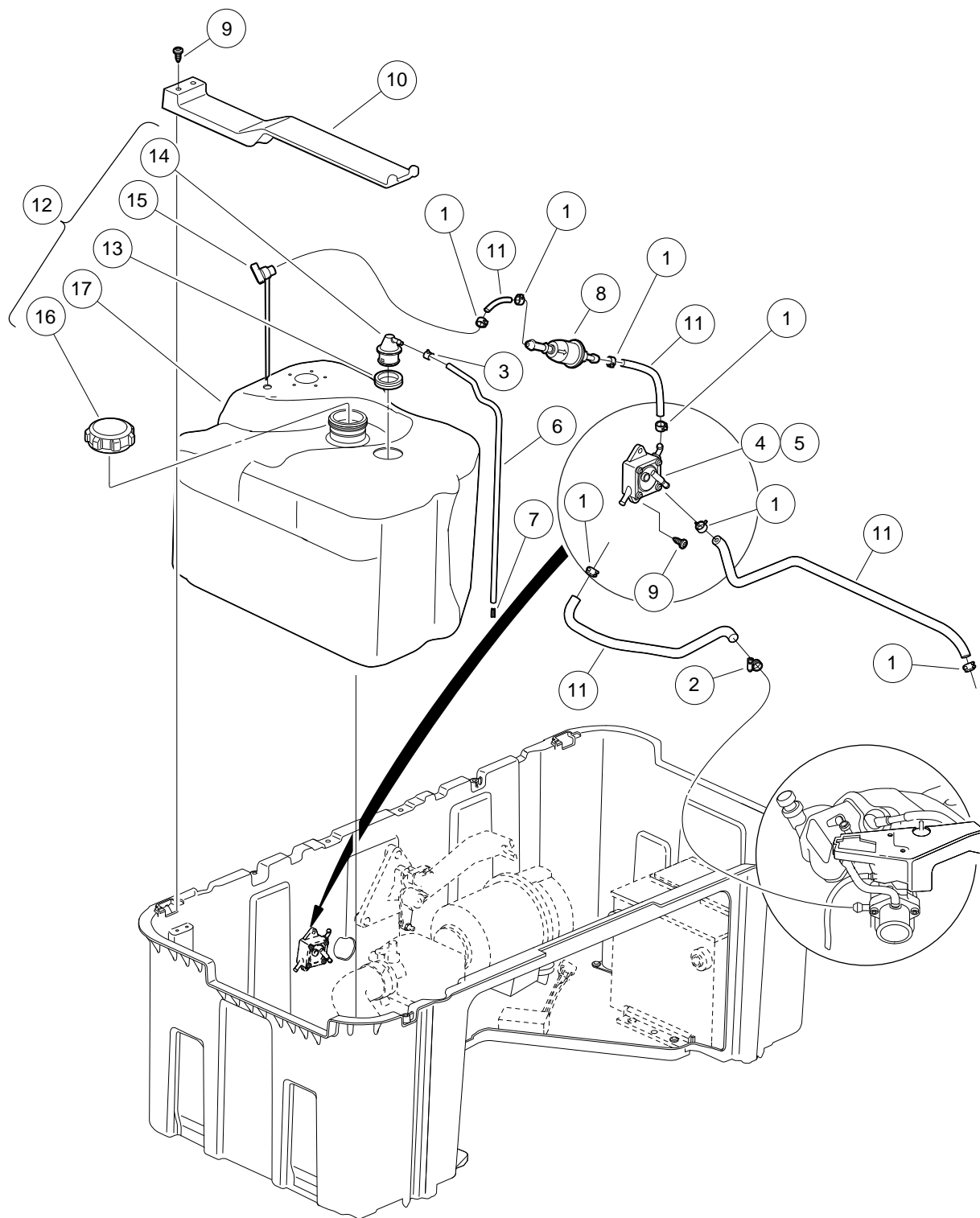
FUEL, INTAKE, AND GOVERNOR SYSTEMS

9

G

9

G



000449-004



FUEL SYSTEM

ITEM	PART NO.	DESCRIPTION	QTY
		1 2 3 4	
1	1012649	Clamp, 0.460 Red Hose	7
2	1013687	Clamp, 3/8" Hose (screw type)	1
3	1013746	Clamp, 0.301 ID Hose	1
4	1014523	Pump, Impulse Fuel	1
5	1014524	Kit, Impulse Pump Rebuild	1
6	1015137	Fuel Line (available by the foot)	1
7	101824401	Vent Barb	1
8	102003201	Filter, Fuel, 30 Micron	1
9	102296020	Screw, Torx Pan Hd Pt, M6 X 20	4
10	102514201	Hold-down - Fuel Tank	1
11	102865101	Fuel Line (available by the foot)	1
12	102952202	Asm, Tank, Fuel (includes items 13 through 17)	1
13	1015139	Insulation Grommet	1
14	1015143	Vent, Fuel Tank	1
15	102513701	Valve - Fuel Pickup Tube	1
16	N/A	Cap, Fuel Tank, Gasoline	1
17	N/A	Tank, Fuel, Prec	1

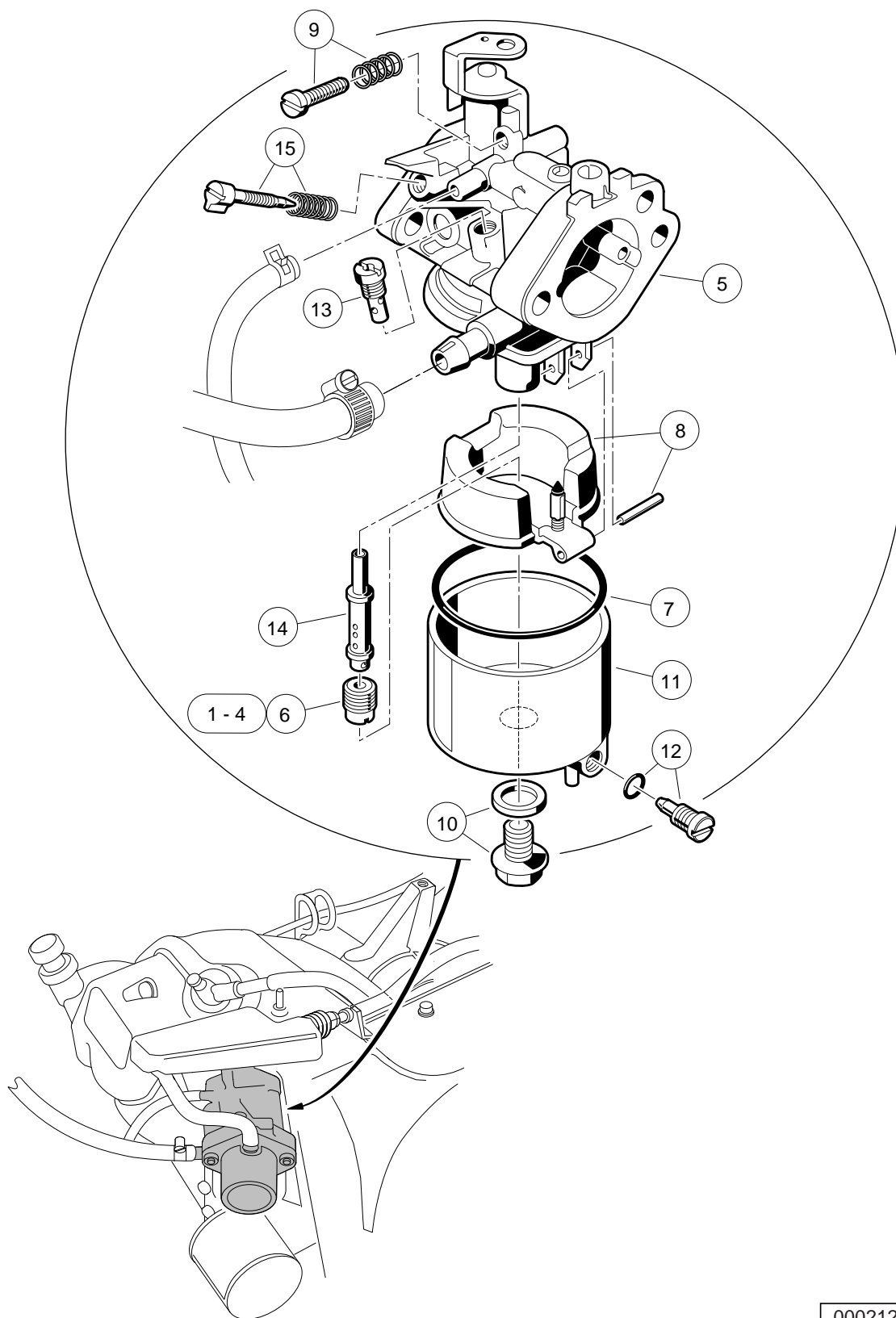
9

G



9

G



000212-001

CARBURETOR ASSEMBLY – FE350 (AS11)

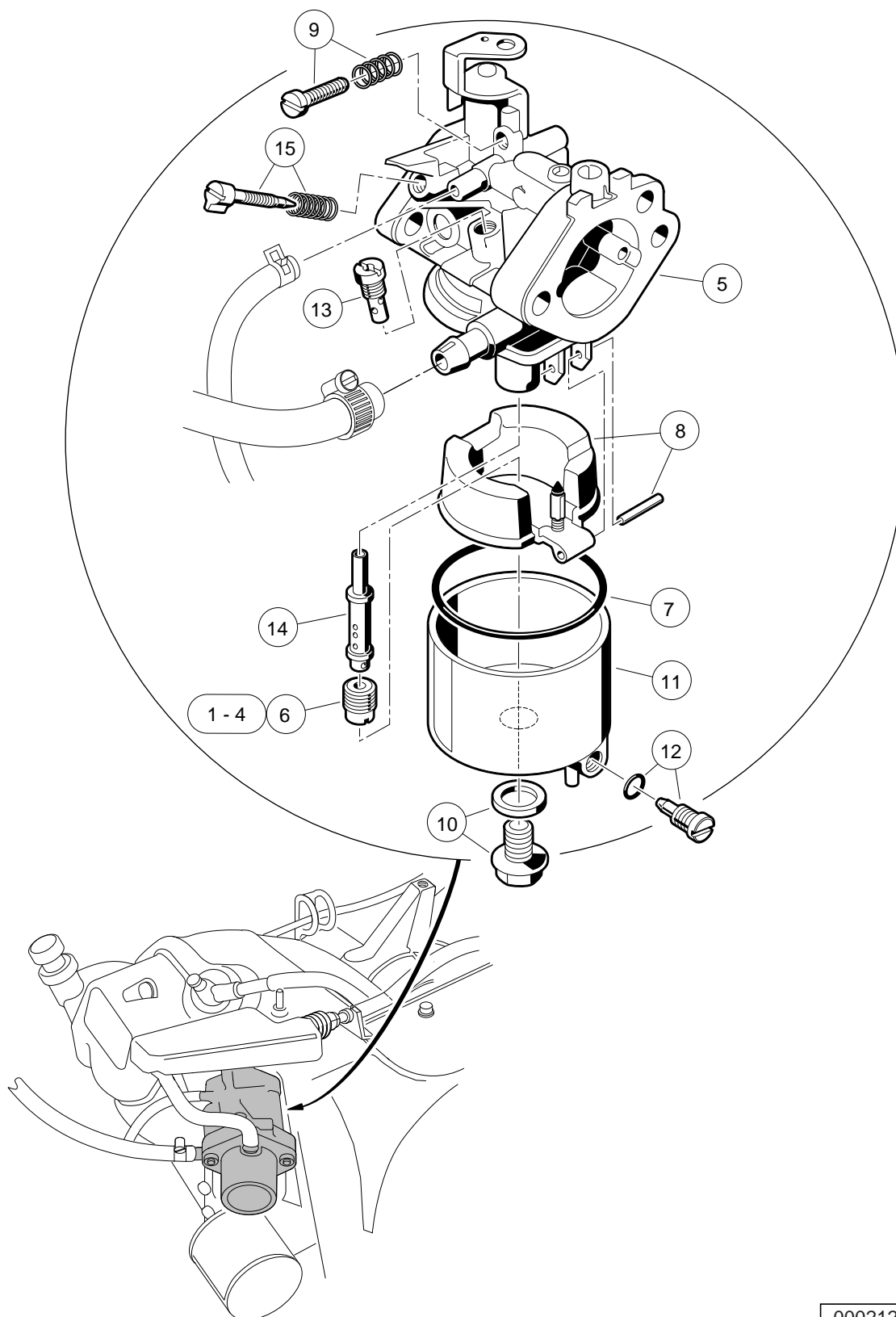
ITEM	PART NO.	DESCRIPTION	QTY
		1 2 3 4	
1	101642575	Jet, Altitude, # 75	1
2	101642578	Jet, Altitude, # 78	1
3	101642580	Jet, Altitude, # 80	1
4	101642582	Jet, Altitude, # 82	1
5	101905901	Carburetor, FE350D (includes items 6 through 15) (includes items 6 through 15)	1
6	101642585	Jet, Altitude, # 85	1
7	1016437	Gasket, Carburetor Bowl OHV	1
8	1016486	Float Assembly	1
9	1016501	Screw Assembly	1
10	1016585	Bolt	1
11	1017461	Chamber Assembly, Float (includes item 12) (includes item 12)	1
12	1016499	Screw Assembly	1
13	101973101	Jet, #40 Pilot	1
14	101973301	Nozzle, Main	1
15	N/A	Assembly, Pilot Air Screw	1
<p>Note: Jets- 101642585 for 0 - 3,000 feet; 101642582 for 3,000 - 5,000 feet; 101642580 for 5,000 - 8,000 feet; 101642578 for 8,000 - 10,000 feet; 101642575 for 10,000 feet and higher.</p>			

9

G

9

G



000212-001

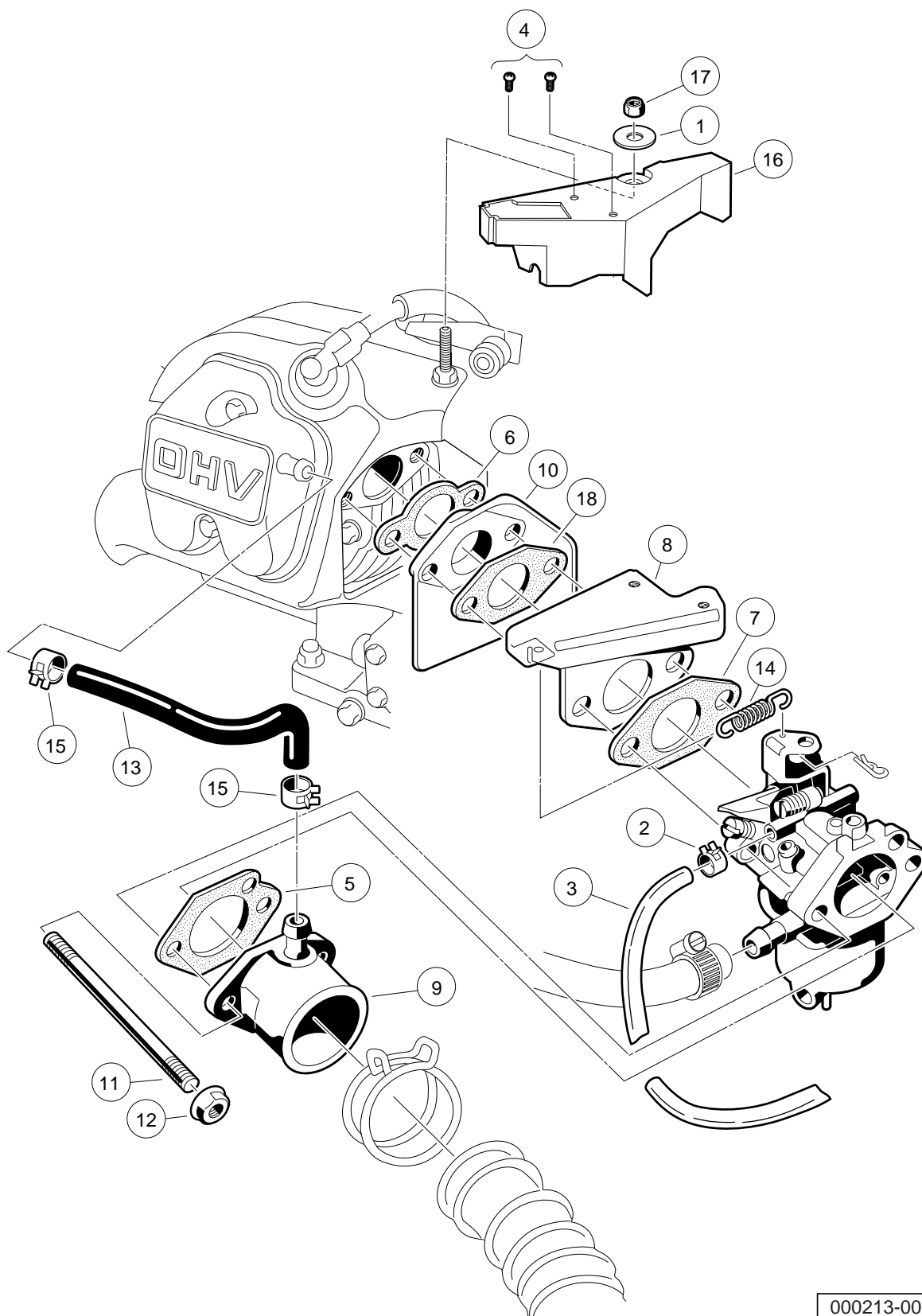
CARBURETOR ASSEMBLY – FE350-(AS11, AS26)

ITEM	PART NO.	DESCRIPTION	QTY
		1 2 3 4	
1	101642575	Jet, Altitude, # 75	1
2	101642578	Jet, Altitude, # 78	1
3	101642580	Jet, Altitude, # 80	1
4	101642582	Jet, Altitude, # 82	1
5	103524501	Carburetor, Fe350d Hs (includes items 6 through 15)	1
6	101642585	Jet, Altitude, # 85	1
7	1016437	Gasket, Carburetor Bowl OHV	1
8	1016486	Float Assembly	1
9	1016501	Screw Assembly	1
10	1016585	Bolt	1
11	1017461	Chamber Assembly, Float (includes item 12) (includes item 12)	1
12	1016499	Screw Assembly	1
13	101973101	Jet, #40 Pilot	1
14	101973301	Nozzle, Main	1
15	N/A	Assembly, Pilot Air Screw	1
<p>Note: 103524501 Carburetor Assy is retrofittable to AS11 Engines. Jets: 101642585 for 0 - 3,000 feet; 101642582 for 3,000 - 5,000 feet; 101642580 for 5,000 - 8,000 feet; 101642578 for 8,000 - 10,000 feet; 101642575 for 10,000 feet and higher.</p>			

9
G

9

G



000213-002

CARBURETOR INSTALLATION – FE350 (AS11)

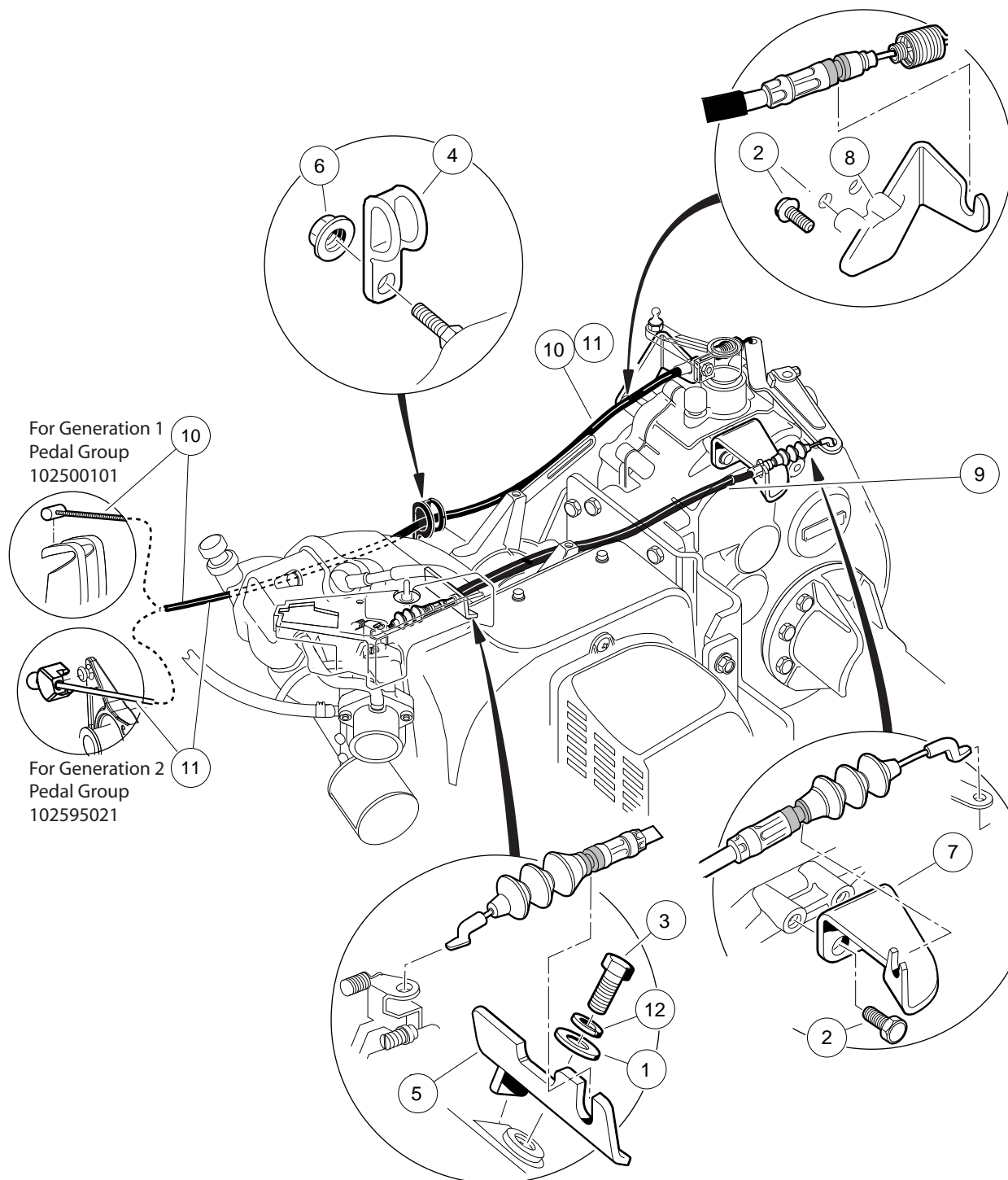
ITEM	PART NO.	DESCRIPTION	QTY
		1 2 3 4	
1	1011697	Washer, 5/16 Flat	1
2	1013746	Clamp, 0.301 ID Hose	1
3	1015137	Fuel Line (available by the foot)	1
4	1016103	Screw, Pan Hd Tx, Taptite 6-32	2
5	1016438	Gasket, Carb To Intake Manifold	1
6	1016440	Gasket, Engine to Insulator	1
7	1016441	Gasket, Sprg Brkt To Carb OHV	1
8	1016444	Bracket, Throttle Spring Return	1
9	1016480	Pipe, Intake Manifold	1
10	101648102	Insulator, Carburetor	1
11	101649002	Stud, M6-1.00 Two-Ended	2
12	1016547	Nut, M6 Flange	2
13	1016572	Tube, Crankcase Vent	1
14	1016582	Spring, Throttle Return	1
15	1017466	Clamp	2
16	101820201	Shield, Governor	1
17	101887601	Locknut, M6-1.00 Nylon Insert	1
18	101973401	Gasket, Insulator To Bracket	1

9

G

9

G



000215-

GOVERNOR AND ACCELERATOR CABLES

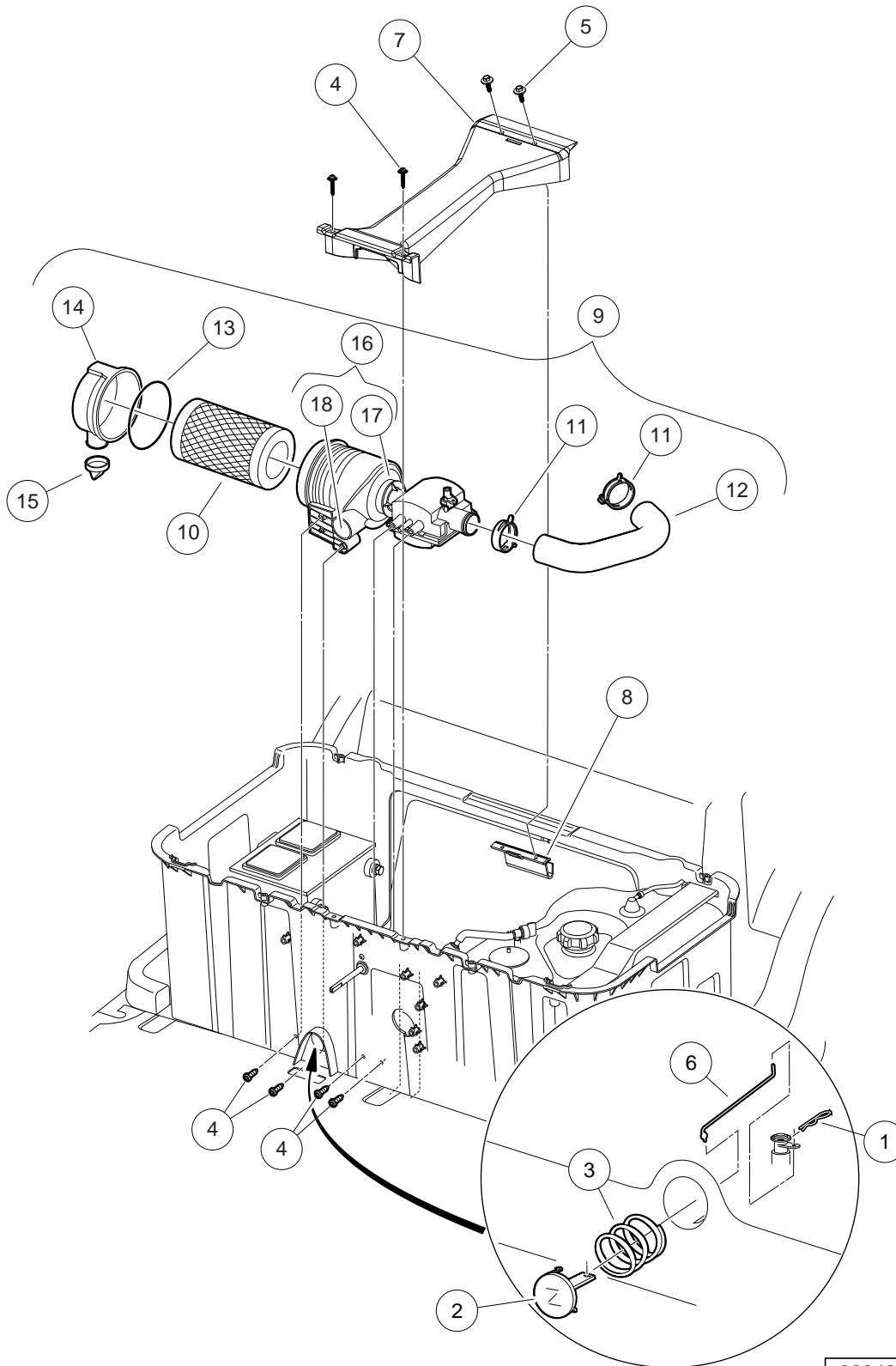
ITEM	PART NO.	DESCRIPTION	QTY
		1 2 3 4	
1	1011697	Washer, 5/16 Flat	1
2	1012285	Screw, 1/4 X 0.625 Hex-Head	4
3	1012830	Screw, M8-125 X 22 Hex-Head	1
4	1013700	Clamp	2
5	101584502	Bracket, Governor Cable Snap-In	1
6	1016546	Nut	2
7	101832202	Bracket, Rear Governor Cable Snap-In	1
8	101832302	Bracket, Rear Accelerator Cable Snap-In	1
9	102336001	Cable, Governor, Snap-In	1
10	102513102	Cable, Acc, Snap-in (Generation 1)	1
11	102595101	Cable, Acc, Snap-in (Generation 2)	1
12	7174	Lockwasher, 5/16 Split	1
<p>Note: 102513102 Cable, Acc, Snap-in is used with the Generation 1 Pedal Group, 102500101.</p>			

9

G

9

G



000484-002

CHOKE AND AIR BOX ASSEMBLY

ITEM	PART NO.	DESCRIPTION	QTY
		1 2 3 4	
1	1014413	Pin, Hair Spring Cotter	1
2	101811401	Lever, Choke	1
3	101856201	Compression Spring	1
4	102296020	Screw, Torx Pan Hd Pt, M6 X 20	6
5	102297125	Screw M6-1.0x25.4 Thd Fm Sems	2
6	102514401	Rod, Choke Button	1
7	102521301	Brace, Gas Fuel Bucket	1
8	102521401	Support, Gas Bucket Brace	1
9	102588301	Air Intake Assy (includes items 10 through 16)	1
10	102558201	Air Filter, Precedent	1
11	102558301	Clamp, Air Intake, Prec	2
12	102558401	Hose, Air Intake, Prec	1
13	102558501	Gasket, Air Intake, Prec	1
14	102558601	Cover Asm, Air Intake, Prec	1
15	102558701	Evac Valve, Air Intake, Prec	1
16	N/A	Assembly, Body Intake (includes items 17 and 18)	1
17	N/A	Filter Element, Air Intake	1
18	N/A	Insert, Air Intake Body	1

9

G

DID YOU KNOW?

CartPros directs you to the right part using the part numbers from this manual. Enter the part number into our search box and it will find the part you are looking for.

**GET STARTED
HERE**

→ <https://CartPros.com/f.html>

9

G

**DID YOU
KNOW?**

CartPros directs you to the right part using the part numbers from this manual. Enter the part number into our search box and it will find the part you are looking for.

**GET STARTED
HERE**



<https://CartPros.com/f.html>

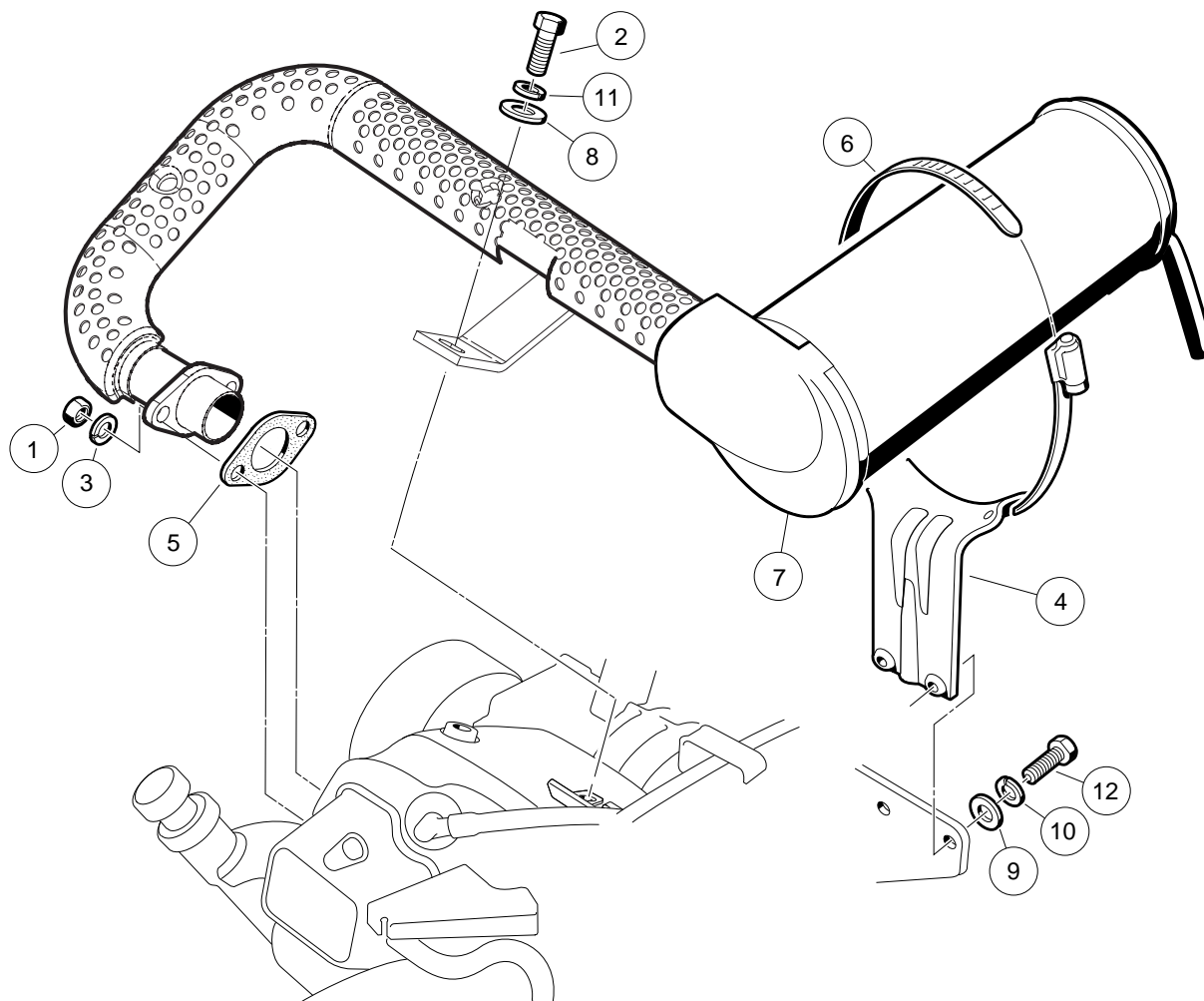
EXHAUST SYSTEM

10

G

10

G



000491-001

EXHAUST SYSTEM – FE350 (AS11)

ITEM	PART NO.	DESCRIPTION	QTY	10
		1 2 3 4		G
1	1012528	Nut, M8-1.25 Hex	2	
2	1012830	Screw, M8-125 X 22 Hex-Head	1	
3	1013734	Lockwasher, 8mm Split	2	
4	1015814	Bracket, Muffler Mounting	1	
5	1016904	Gasket, Exhaust	1	
6	1017689	Clamp, 5" Muffler Hose	1	
7	102585901	Exhaust System, FE350, Precedent	1	
8	1241	Washer, 5/16 Type A Flat	1	
9	332	Washer, 1/4 Type A Narrow Flat	2	
10	451	Lockwasher, 1/4 Split	2	
11	7174	Lockwasher, 5/16 Split	1	
12	7847	Screw, 1/4-20 X 0.75 Hex-Head Cap	2	

DID YOU KNOW?

CartPros directs you to the right part using the part numbers from this manual. Enter the part number into our search box and it will find the part you are looking for.

**GET STARTED
HERE**

→ <https://CartPros.com/f.html>

10

G



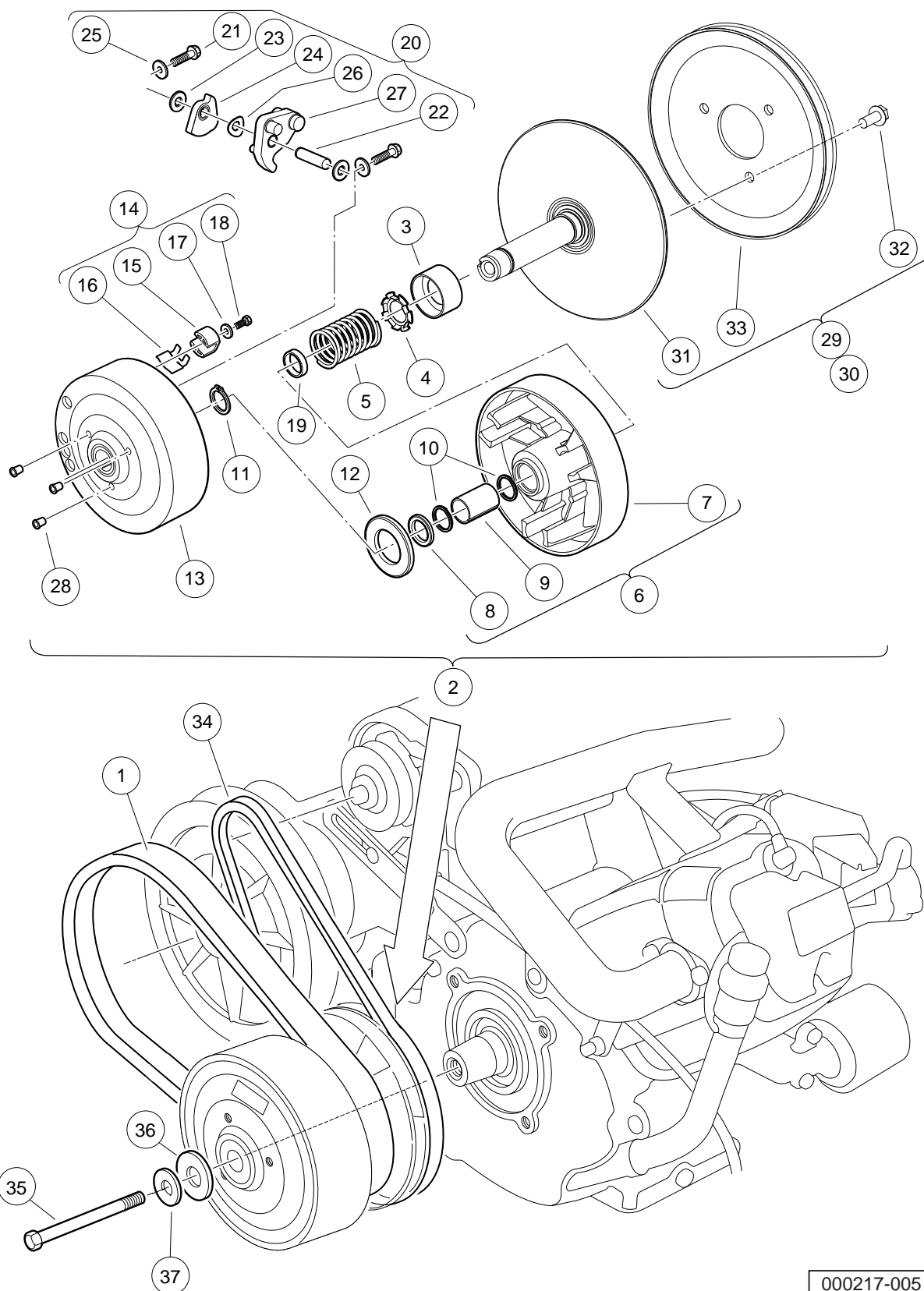
TORQUE CONVERTER

11

G

11

G



000217-005

DRIVE CLUTCH

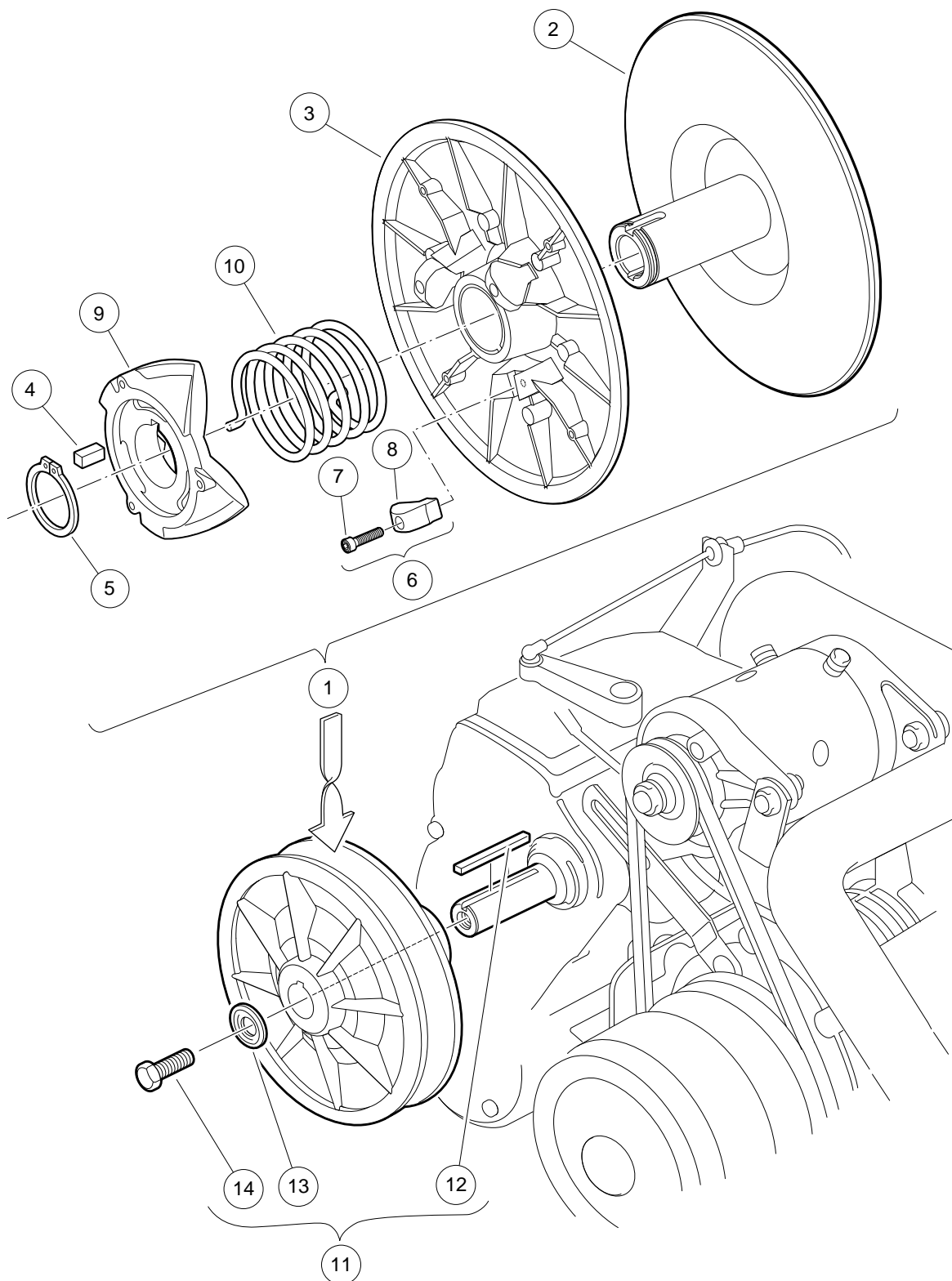
ITEM	PART NO.	DESCRIPTION	QTY
		1 2 3 4	
1	1016203	Belt, Drive	1
2	101833902	Clutch, Drive (includes items 3 through 29)	1
3	1014049	Bearing, Idler	1
4	1014050	Retainer, Spring	1
5	1014051	Spring, Drive Clutch	1
6	1014052	Movable-Face Assembly (includes items 7 through 9)	1
7	N/A	Drive Clutch Movable Face	1
8	1014055	Retainer	1
9	N/A	Bushing, Split, Drive Clutch	1
10	1014056	Ring, Spiral Backup	2
11	1014057	Ring, 0.810" Internal Retaining	1
12	1014058	Thrust Washer	1
13	1014059	Drive Hub Assy, Drive Clutch	1
14	1014453	Kit, Drive Clutch Button (includes items 15 through 18)	1
15	1014062	Driver, Drive Clutch	3
16	1014287	Spring, Drive Button	3
17	183	Washer, #10 Type A Flat	3
18	8450	Screw, #10-24 X 0.50 Hex-Head	3
19	1016289	Spacer, Fixed Face Shaft	1
20	1016801	Kit, Drive Clutch Weight (includes items 21 through 27)	1
21	1014063	Screw, 1/4-20 X 1.00 Hex Head	6
22	N/A	Pin, 0.3752 X 1.50 Dowel	3
23	1014065	Washer, 0.38" ID Delrin Flat	6
24	N/A	Clutch Weight, Secondary	3
25	N/A	Washer	6
26	1016201	Washer, Wave	3
27	N/A	Weight, Primary	3
28	101925601	Plug, Drive Clutch	3
29	101929802	Kit, Fxd Face Dr Asm Fe290/350 (includes item 30)	1
30	N/A	Assembly, Fixed-Face Drive (includes items 31 through 33)	1
31	N/A	Fixed Face Assembly, Drive Clutch	1
32	1014288	Screw, 5/16-18 X 0.75 Thread-Forming	3
33	N/A	Pulley, Clutch	1
34	101916701	V-Belt	1
35	103345701	Screw 3/8-24x5.5 Hex Loc Ptch	1
36	334	Washer, 3/8 Type A Flat	1
37	808	Washer, 3/8 Type B Flat	1

11

G

11

G



000219-001

DRIVEN CLUTCH

ITEM	PART NO.	DESCRIPTION	QTY
		1 2 3 4	
1	101834001	Assembly, Driven Clutch (includes items 2 through 10)	1
2	1014070	Fixed Face Assy, Driven Clutch	1
3	1014072	Movable-Face Assembly with Bushing	1
4	1014078	Key, Driven Clutch	1
5	1014080	Ring, Retaining	1
6	1014454	Kit, Driven Clutch Button (includes items 7 and 8)	1
7	1012836	Screw, #8-32 X 3/4 Socket-Head Cap	3
8	N/A	Button, Drive	3
9	1017686	Cam, Driven Clutch	1
10	101836201	Spring, Driven Clutch, Reversed	1
11	AM10419	Kit, Clutch Repair (includes items 12 through 14)	1
12	101833401	Key, 3/16 Sq X 1.50"	1
13	N/A	Washer, Driven Clutch	1
14	102242101	Screw, 5/16-18 X 3/4 Hex-Head with Patch	1

11

G

DID YOU KNOW?

CartPros directs you to the right part using the part numbers from this manual. Enter the part number into our search box and it will find the part you are looking for.

**GET STARTED
HERE**



<https://CartPros.com/f.html>

11

G



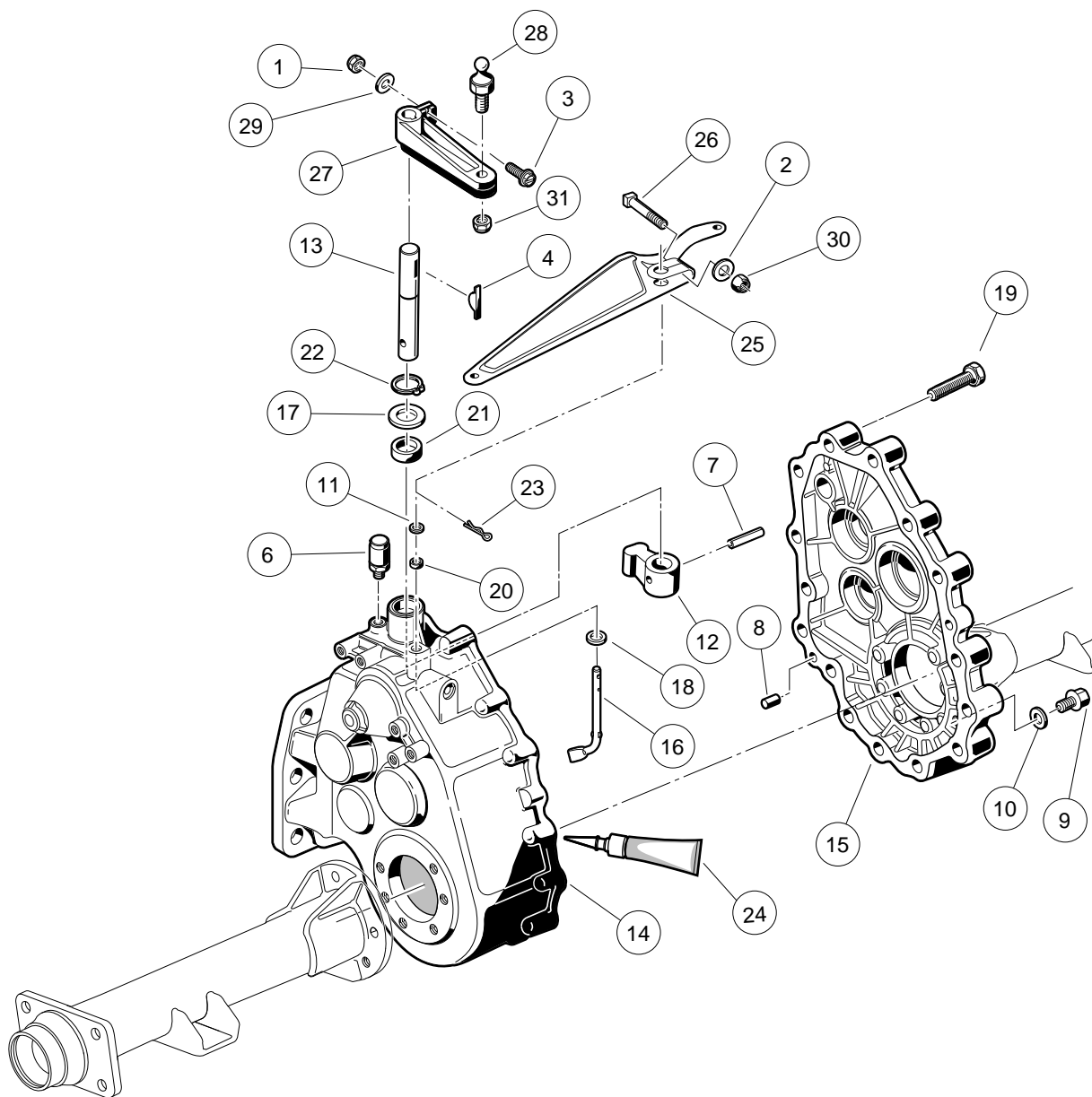
UNITIZED TRANSAXLE

12

G

12

G



000220-002

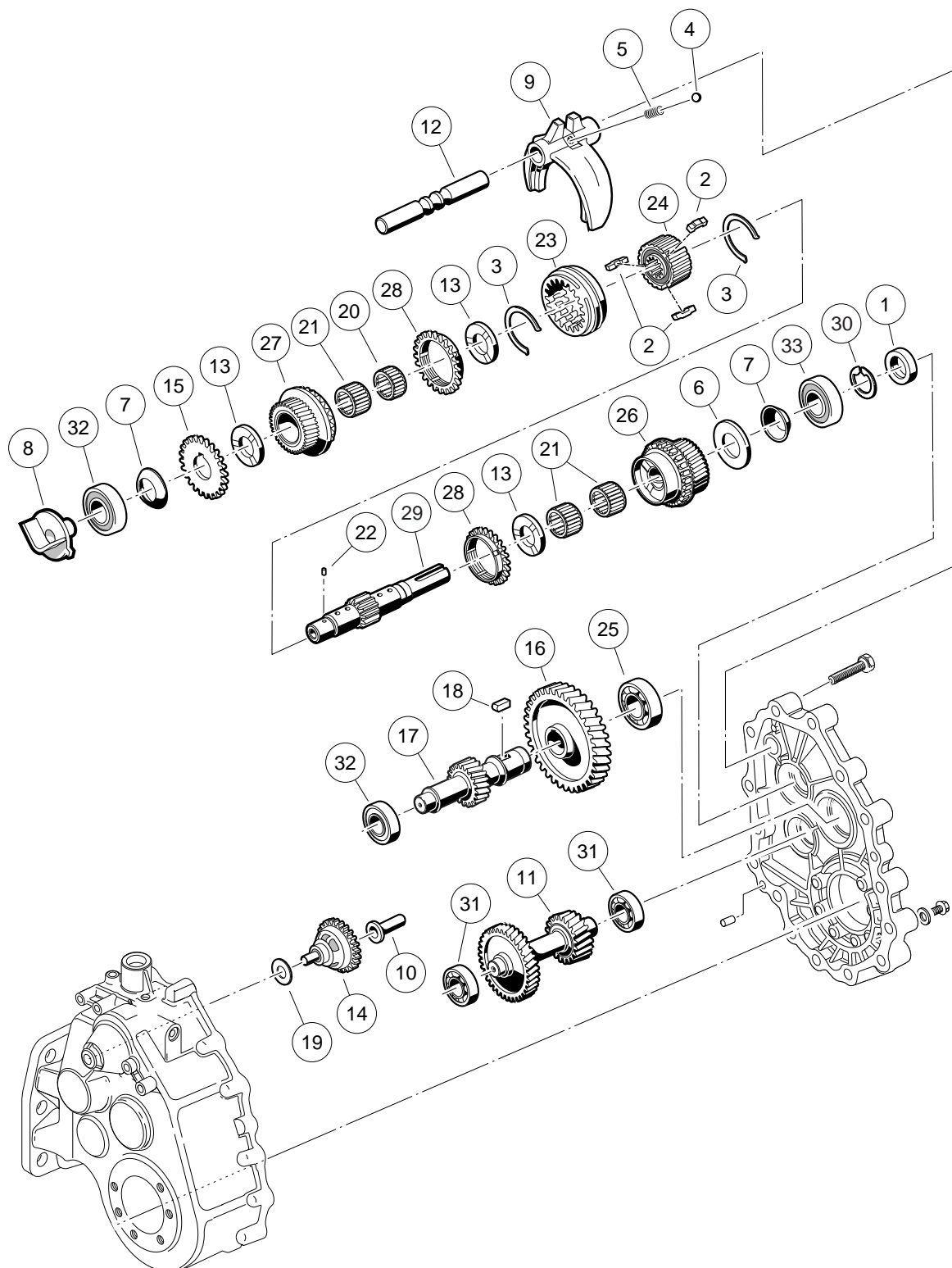
UNITIZED TRANSAXLE – GEAR CASES AND BRACKETS

ITEM	PART NO.	DESCRIPTION	QTY
		1 2 3 4	
1	1013061	Locknut, #10-32 Nylon Insert	1
2	1014007	Washer, 1/4 Flat	1
3	1017082	Screw, #10-32 X 0.75, Hex-Head Machine	1
4	1017231	Key, Woodruff	1
5	101833601	Transaxle, 11.77 Ratio (includes items 6 through 24)	1
6	1012711	Breather	1
7	1012752	Roll Pin	1
8	1012896	Pin, Dowel	2
9	1013760	Fill Plug	2
10	1016432	Gasket, Drain Plug	1
11	1016513	Washer, M6 Flat	1
12	101890101	Lever, Change	1
13	101890201	Shaft - Change	1
14	101890501	Gear Case (driver side)	1
15	101890601	Gear Case (passenger side)	1
16	101891301	Arm Pivot	1
17	101892901	Washer	1
18	101893801	Washer	1
19	101926901	Screw, M8-1.25 X 40mm Hex-Head	15
20	101927101	Seal, Oil	1
21	101927201	Seal, Oil	1
22	101927301	Snap Ring	1
23	101928601	Pin, Cotter	1
24	101928701	Liquid Gasket (Transaxle case)	1
25	101834801	Arm, Governor	1
26	101886101	Screw, 1/4-20 X 1.00 Square-Head	1
27	102515401	Lever, Transmission Shift	1
28	102526201	Stud, Thread, 1/4-28	1
29	183	Washer, #10 Type A Flat	1
30	8233	Locknut, 1/4-20 Nylon Insert	1
31	8717	Locknut, 1/4-28 Nylon Insert	1
Note: Unitized transaxle component listings span several pages.			

12
G

12

G



000221-001

UNITIZED TRANSAKLE - 1 & 2 TRANSMISSION AND GEAR REDUCTION

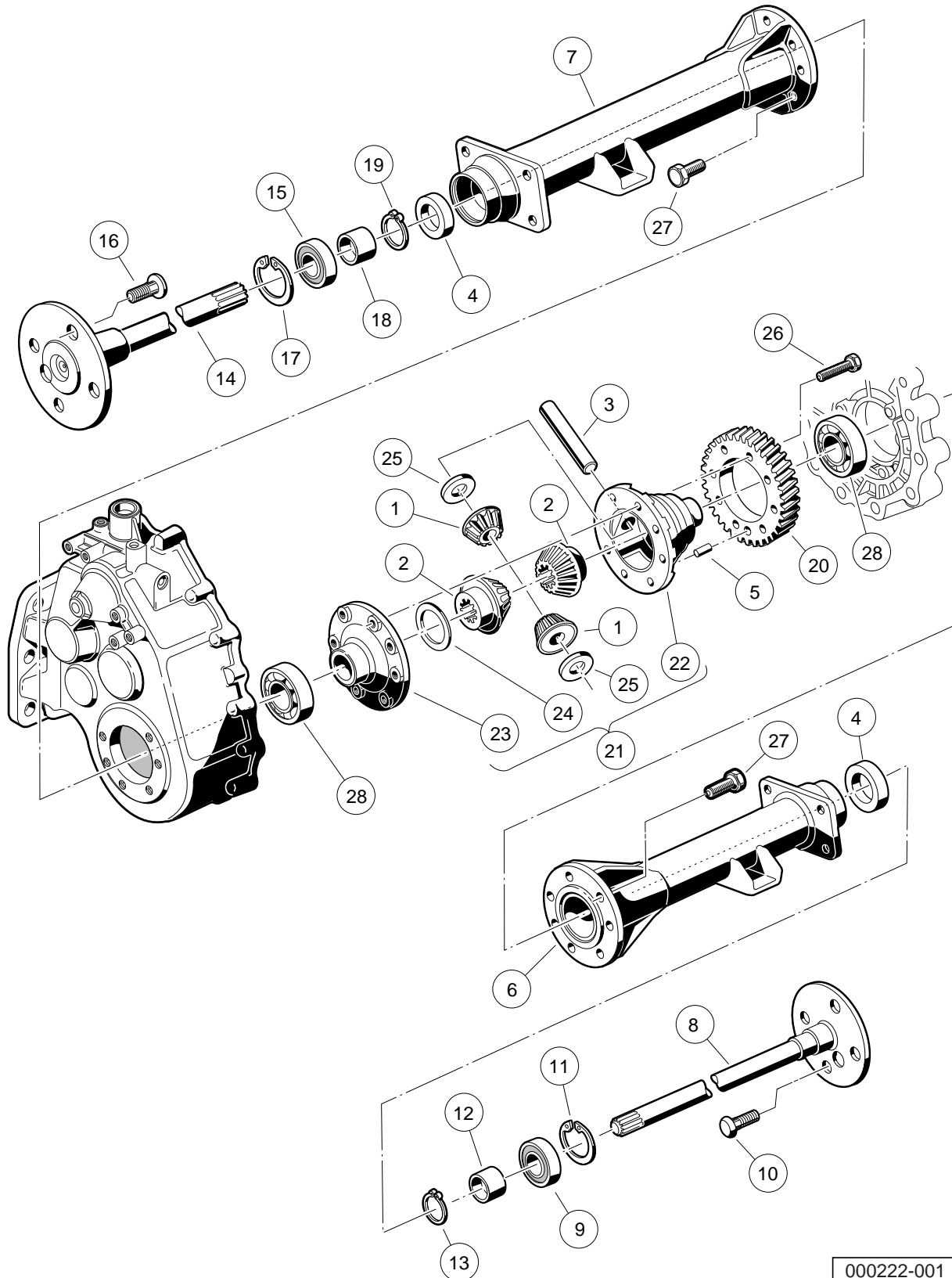
12

G

ITEM	PART NO.	DESCRIPTION	QTY
		1 2 3 4	
1	1012714	Oil Seal	1
2	1012740	Synchro Insert	3
3	1012741	Synchro Spring	2
4	1012747	Shifter Ball	1
5	1012748	Shifter Spring	1
6	1016337	Washer, Thrust	1
7	1016338	Washer, Spring	2
8	101889401	Guide	1
9	101890001	Fork - Shift	1
10	101891601	Sleeve, Governor	1
11	101891901	Gear, Cluster	1
12	101892001	Rod, Shift	1
13	101892201	Plate, Thrust	3
14	101892301	Governor Assembly	1
15	101892401	Gear, Spur	1
16	101892501	Gear, Helical (61 Tooth)	1
17	101892601	Gear, Helical (17 Tooth)	1
18	101893201	Key Sunk	1
19	101893901	Washer	1
20	101927501	Needle Bearing	1
21	101927601	Needle Bearing	3
22	101927701	Pin, .116" Dia X 0.264 Dowel	1
23	101927901	Sleeve, Synchro	1
24	101928001	Hub, Synchro Clutch	1
25	101928101	Bearing, Ball	1
26	101980801	Gear Assembly, 16-Degree Synchro (25 Tooth)	1
27	101980901	Gear Assembly, 16-Degree Rear Synchro (28 Tooth)	1
28	101981001	Ring, 16-Degree Synchronizer	2
29	102453001	Shaft, Trans, with Circlip	1
30	102453101	Circlip	1
31	7335	Bearing	2
32	AM10080	Bearing, Ball, Sealed	2
33	AM10081	Bearing, Ball, Sealed	1

12

G



000222-001

UNITIZED TRANSAXLE – DIFFERENTIAL AND AXLES

ITEM	PART NO.	DESCRIPTION	QTY
		1 2 3 4	
1	1013770	Differential Idler Gear	2
2	1013771	Gear, Differential	2
3	1013772	Pin, Differential	1
4	1013794	Axle Shaft Oil Seal	2
5	N/A	Dowel Pin	1
6	101890901	Pipe	1
7	101891001	Pipe	1
8	101891401	Axle Assembly, Passenger Side (includes items 9 through 13)	1
9	1011291	Outer Axle, Tube Bearing	1
10	1013787	Lug Stud	4
11	1013792	Circlip Type C	1
12	1014207	Bushing	1
13	1016672	Retaining Ring	1
14	101891501	Axle Assembly, Driver-Side (includes items 15 through 19)	1
15	1011291	Outer Axle, Tube Bearing	1
16	1013787	Lug Stud	4
17	1013792	Circlip Type C	1
18	1014207	Bushing	1
19	1016672	Retaining Ring	1
20	101892701	Gear, Helical	1
21	101910501	Kit, Differential Gear Case (includes items 22 through 25)	1
22	1013768	Differential Gear Case, Left-Hand	1
23	1013769	Differential Gear Case, Right-Hand	1
24	1013773	Plate, Thrust (Differential Gear)	1
25	1013774	Plate, Thrust (Idler Gear)	2
26	101928301	Screw, M8-1.25 X 35mm Hex Head	8
27	102031901	Bolt, M10 X 1.5 X 30mm	14
28	7330	Inner Axle Tube Bearing	2

12

G

DID YOU KNOW?

CartPros directs you to the right part using the part numbers from this manual. Enter the part number into our search box and it will find the part you are looking for.

**GET STARTED
HERE**



<https://CartPros.com/f.html>

12

G

**DID YOU
KNOW?**

CartPros directs you to the right part using the part numbers from this manual. Enter the part number into our search box and it will find the part you are looking for.

**GET STARTED
HERE**



<https://CartPros.com/f.html>

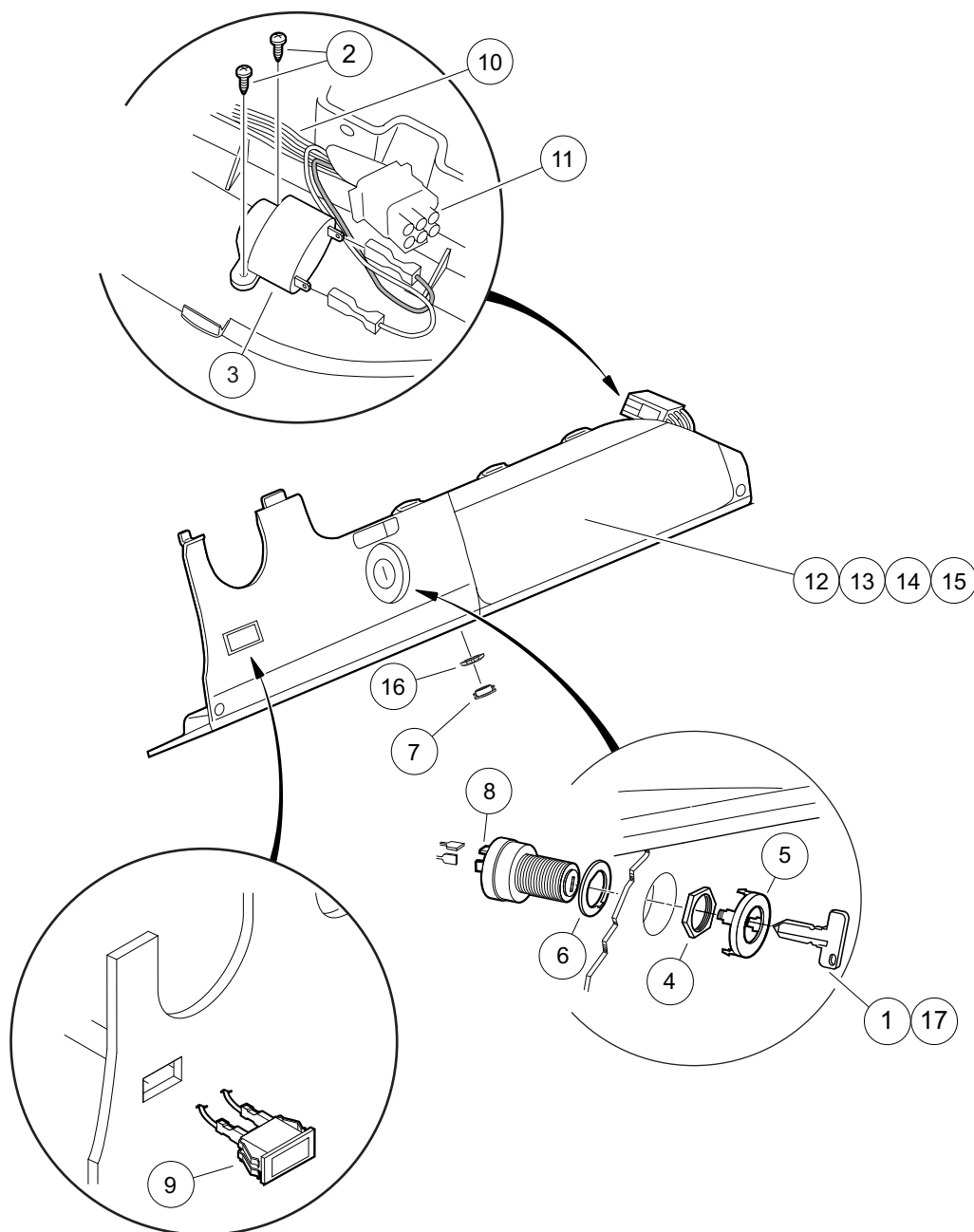
ELECTRICAL SYSTEM – ELECTRIC VEHICLE

13

E

13

E



000490-001

ELECTRICAL COMPONENTS, FRONT BODY – ELECTRIC VEHICLE

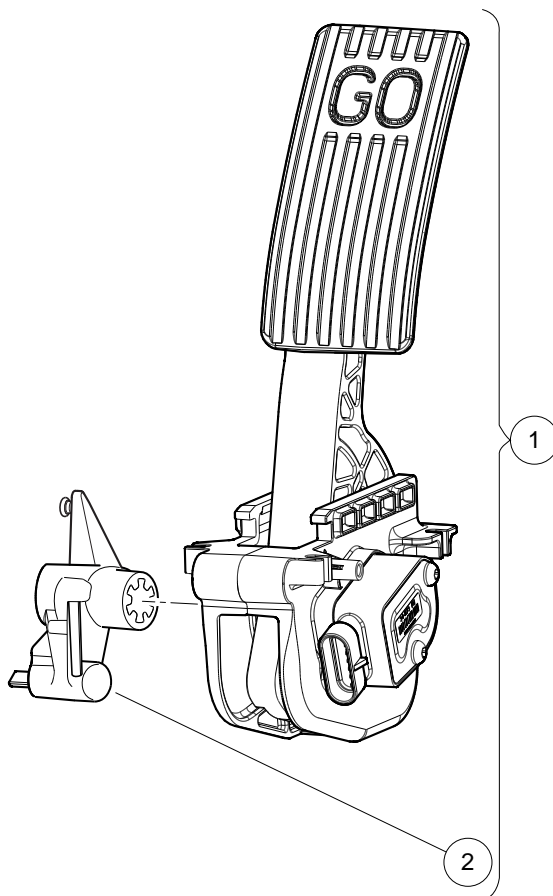
ITEM	PART NO.	DESCRIPTION	QTY
		1 2 3 4	
1	1012505	Keys (set of 2)	1
2	1016849	Screw, #4-24 X 0.33 Pan-Head Machine	2
3	1016851	Buzzer, Reverse (9-48 VDC)	1
4	101830701	Nut, Key Switch	1
5	101834502	Cap, Black Key Switch	1
6	101851101	Washer, Key Switch	1
7	102196901	Dust Cap	1
8	102508601	Key Switch, Electric	1
9	102508701	Light, Battery	1
10	102510001	Ip Control Harness, Elec (includes item 11)	1
11	N/A	Connector, Cap 9-pin	1
12	102522901	Instrument Panel (standard)	1
13	102536601	Instrument Panel (with Hole for Headlight Switch)	1
14	102536603	Instrument Panel (with Hole for Battery Condition Indicator)	1
15	102536605	Instrument Panel (with Hole for Headlight Switch and Battery Condition Indicator)	1
16	102572401	Nut, Diagnostic Port, Prec	1
17	AM10079	Bulk Std Keys (50) *	1
		 * Note: Must order in multiples of 50.	

13

E

13

E



000488-004

THROTTLE SENSOR

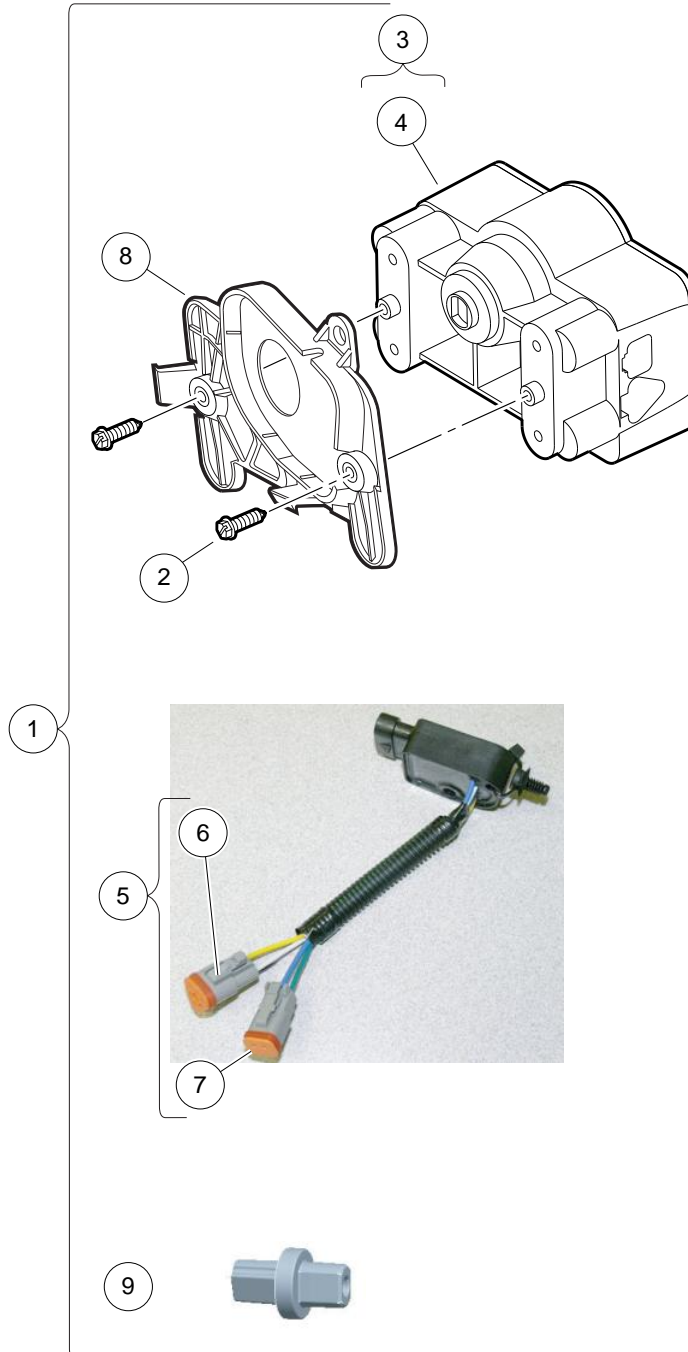
ITEM	PART NO.	DESCRIPTION	QTY
1	102595601	1 2 3 4 Throttle, Elec (includes item 2)	1
2	103760701	Asm, Gen2, Park Brake Release	1
<p>Note: 2009 vehicles may be equipped with either this throttle sensor or an MCOR. To retrofit an MCOR in place of the sensor, use kit 103683101 for both Excel and IQ vehicles. See next page.</p>			

13

E

13

E



000488-005

MOTOR CONTROLLER OUTPUT REGULATOR (MCOR)

ITEM	PART NO.	DESCRIPTION	QTY
		1 2 3 4	
1	103683101	Kit, Gen 2 Pedal, Mcor, Excel and IQ (includes items 2 through 9)	1
2	102563101	Screw, Type A, #10	3
3	103327901	Kit, Mcor (includes item 4)	1
4	N/A	Mcor, Prec	1
5	103682701	Harness, Jumper, Mcor, Excel and IQ (includes items 6 and 7)	1
6	101920101	Kit, 3-Pin Wedge Lock	1
7	101936801	Kit, 2-Pin Wedge Lock	1
8	103744901	Adapter, Gen 2 Pedal, Mcor	1
9	103745001	Drive Bar, Gen 2 Pedal, Mcor	1
<p>Note: 2009 vehicles may be equipped with either this MCOR or a throttle sensor. See previous page. To retrofit an MCOR in place of the sensor, use kit 103683101 for both Excel and IQ vehicles.</p>			

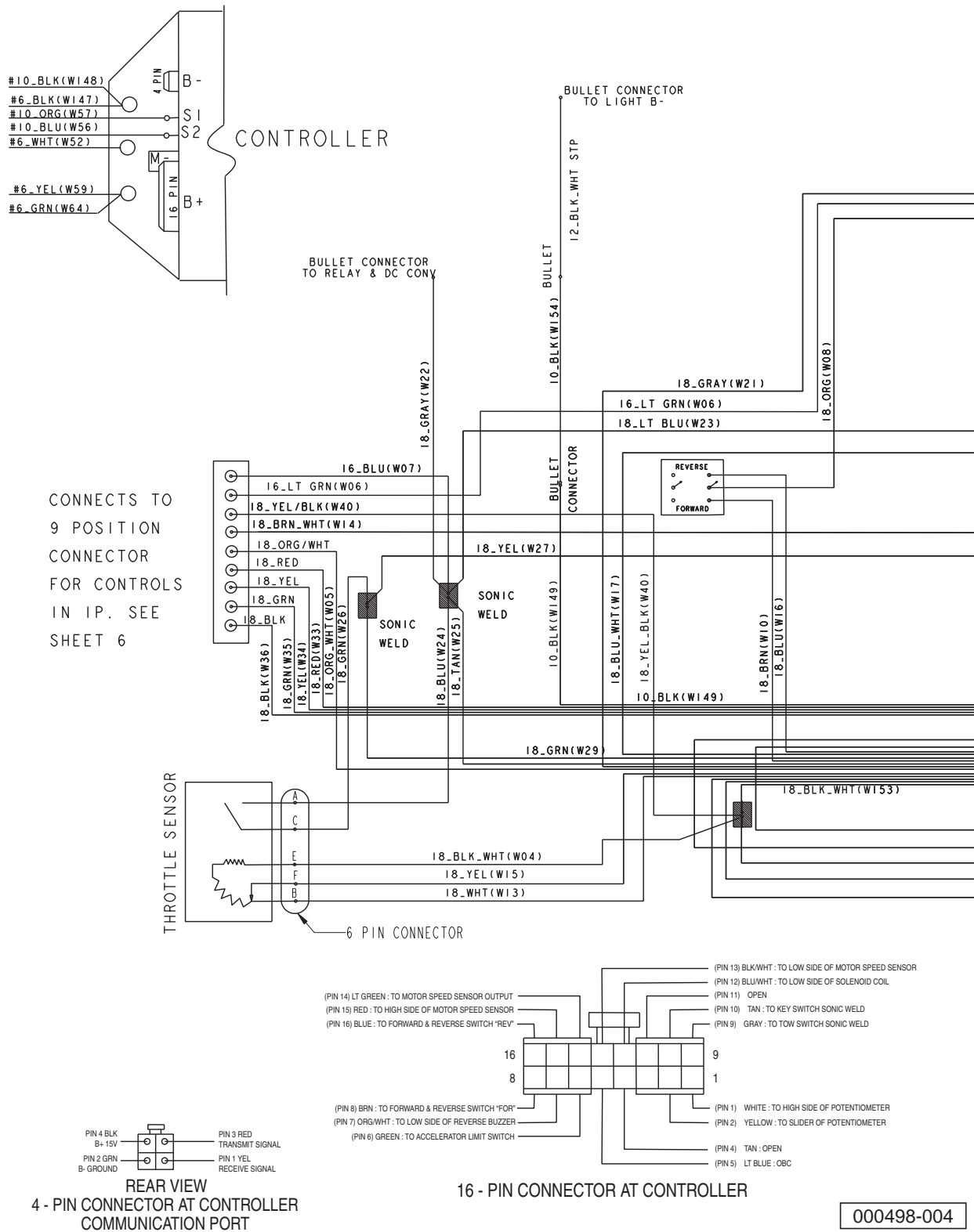
13

E

13

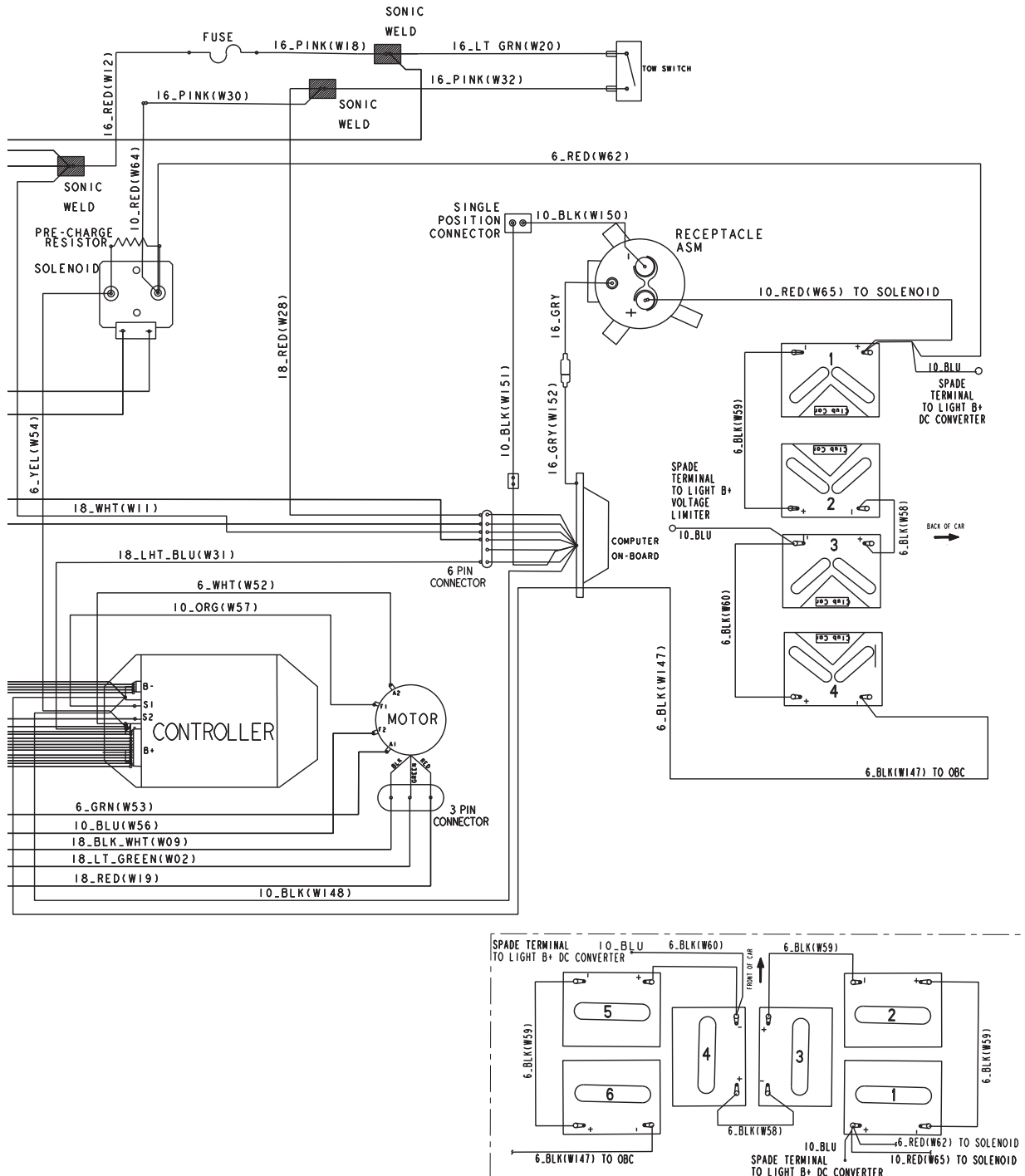
IQ SYSTEM (Gen 2 Pedal Group with Throttle Sensor)

E



000498-004

NOTE:
SOME WIRING / COMPONENTS SHOWN
ARE OPTIONAL ACCESSORIES



000498-004

13

E

See previous two pages for illustration.

WIRING – IQ SYSTEM WITH THROTTLE SENSOR

ITEM	PART NO.	DESCRIPTION	QTY
		1 2 3 4	
1	102590001	Prec Ce Tow-switch Diode	1
2	103375701	Asm, Harness, Motor	1
3	103375702	Asm, Harness, Motor 1/4	1
4	103421801	Asm Harness Charger, Prec	1
5	103496901	Harness, Prec Iq, Main	1
<p>Note: Item 1 is used on vehicles going to the European Union. Item 2 is used with EJ4-4001 motor. Item 3 is used with EJ8-4001A motor.</p>			

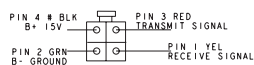
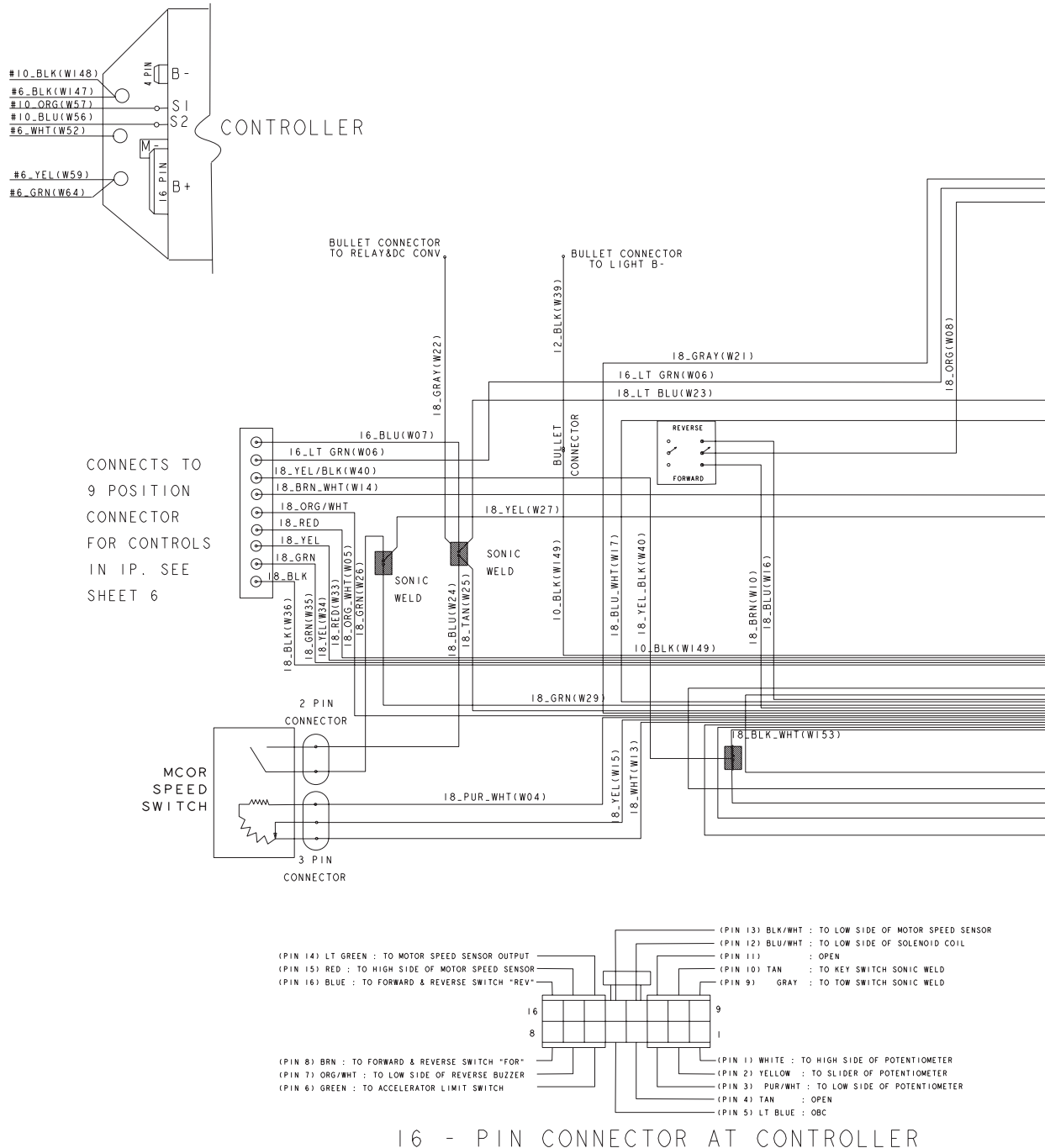
13

E

13

IQ SYSTEM (Gen 2 Pedal Group with MCOR)

E



REAR VIEW
4 PIN CONNECTOR AT CONTROLLER
COMMUNICATION PORT

000498-006

13

E

See previous two pages for illustration.



WIRING – IQ SYSTEM WITH MCOR

ITEM	PART NO.	DESCRIPTION	QTY
		1 2 3 4	
1	102590001	Prec Ce Tow-switch Diode	1
2	103374901	Wire Harness, Prec/restyle	1
3	103375701	Asm, Harness, Motor	1
4	103375702	Asm, Harness, Motor 1/4	1
5	103421801	Asm Harness Charger, Prec	1
<p>Note: Item 1 is used on vehicles going to the European Union. Item 3 is used with EJ4-4001 motor. Item 4 is used with EJ8-4001A motor.</p>			

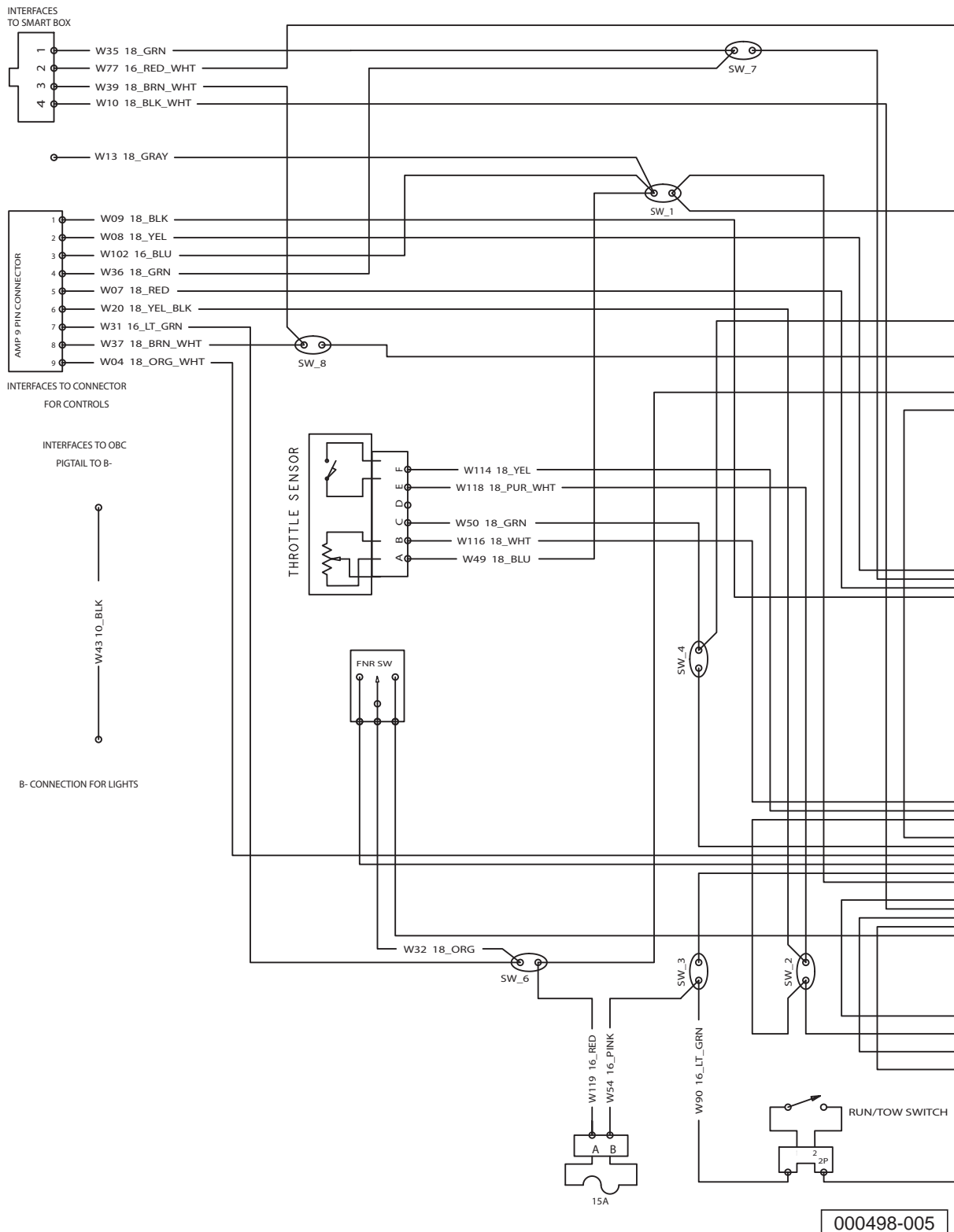
13

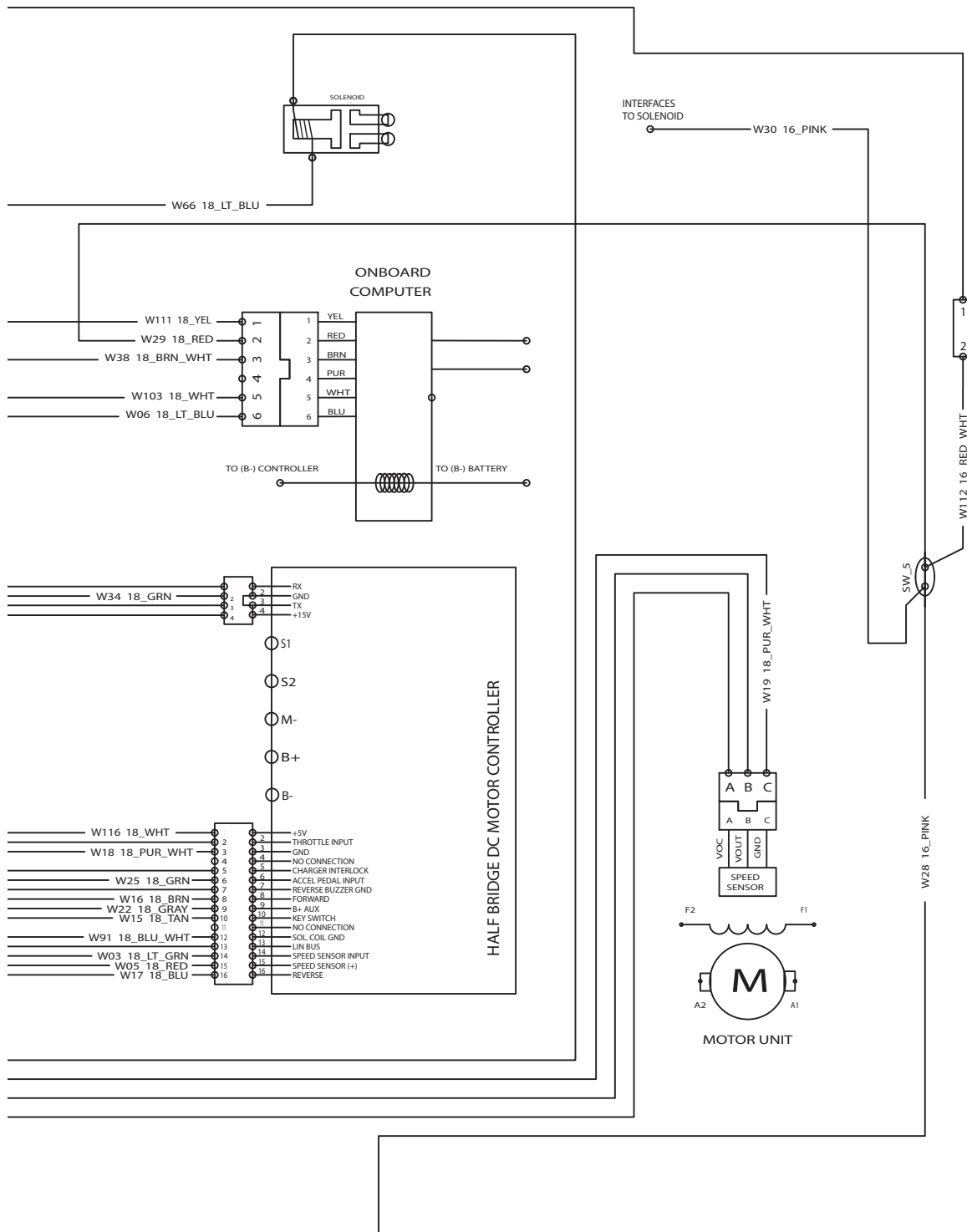
E

13

EXCEL SYSTEM (Gen 2 Pedal Group with Throttle Sensor)

E





000498-005

13

E

See previous two pages for illustration.

WIRING – EXCEL SYSTEM WITH THROTTLE SENSOR

ITEM	PART NO.	DESCRIPTION	QTY
		1 2 3 4	
1	103375701	Asm, Harness, Motor	1
2	103375702	Asm, Harness, Motor 1/4	1
3	103421801	Asm Harness Charger, Prec	1
4	103514801	Harness, Prec Excel, Main	1
<p>Note: Item 1 is used with EJ4-4001 motor. Item 2 is used with EJ8-4001A motor.</p>			

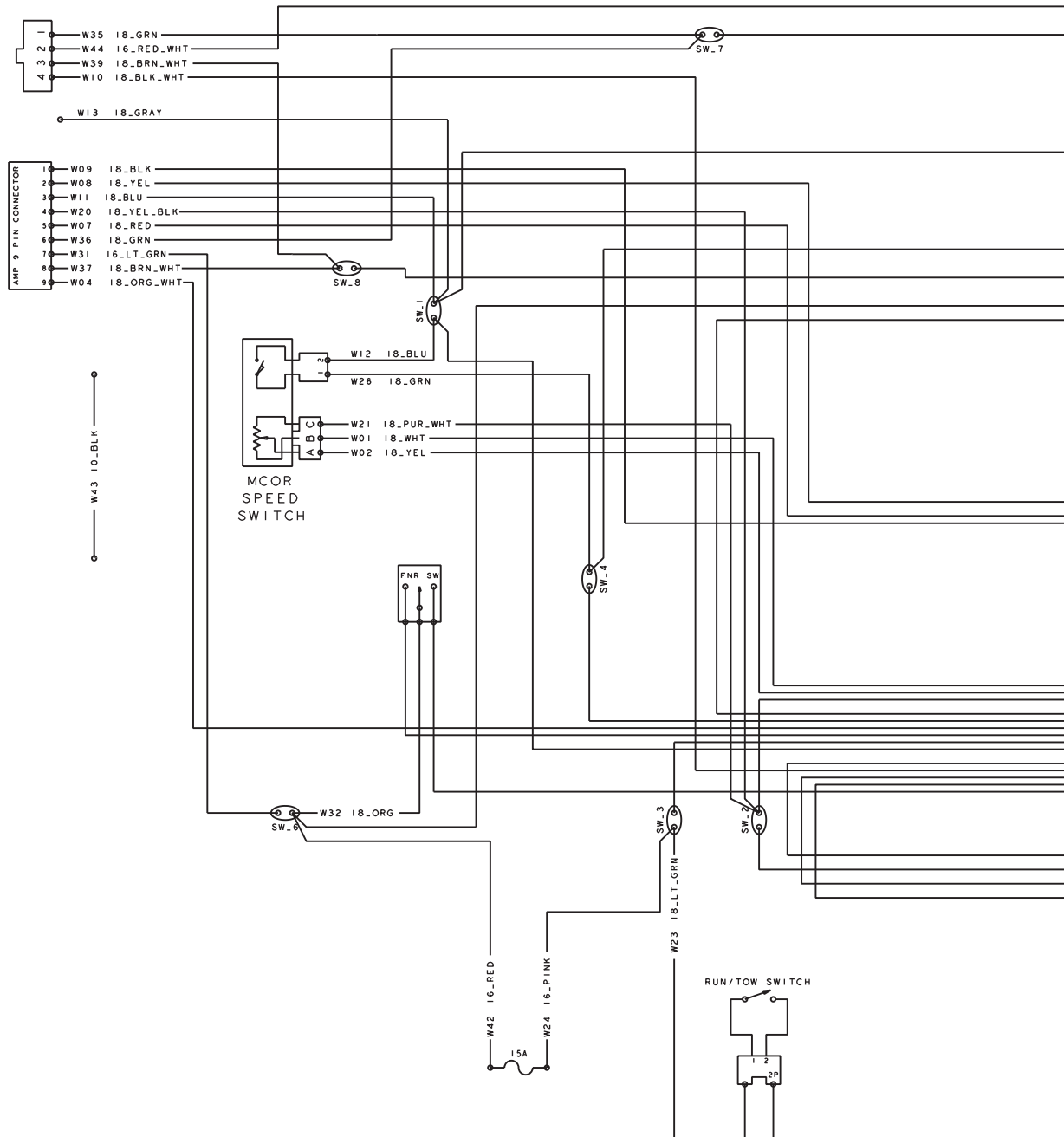
13

E

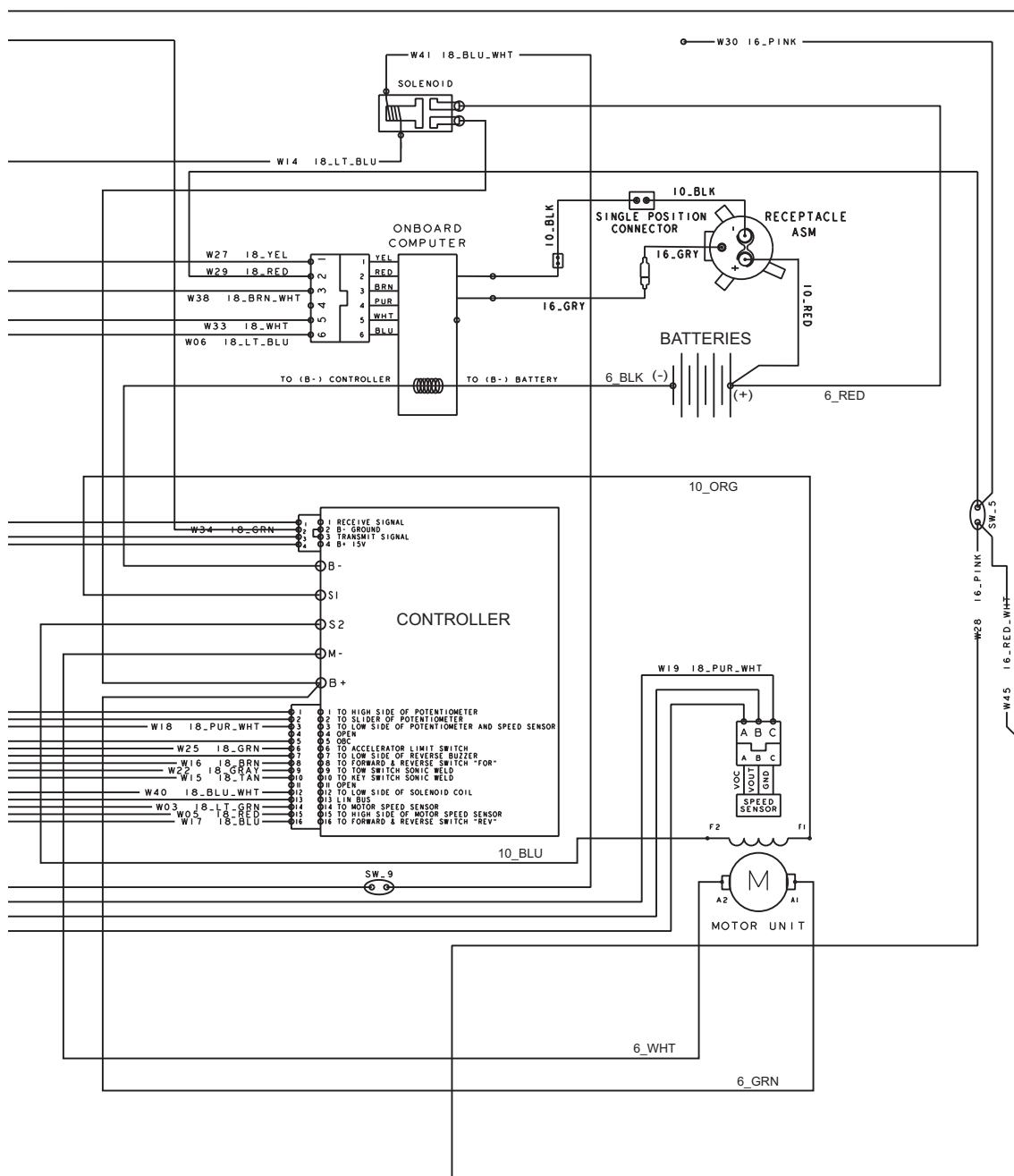
13

EXCEL SYSTEM (Gen 2 Pedal Group with MCOR)

E



000498-007



000498-007

13

E

See previous two pages for illustration.



WIRING – EXCEL SYSTEM WITH MCOR

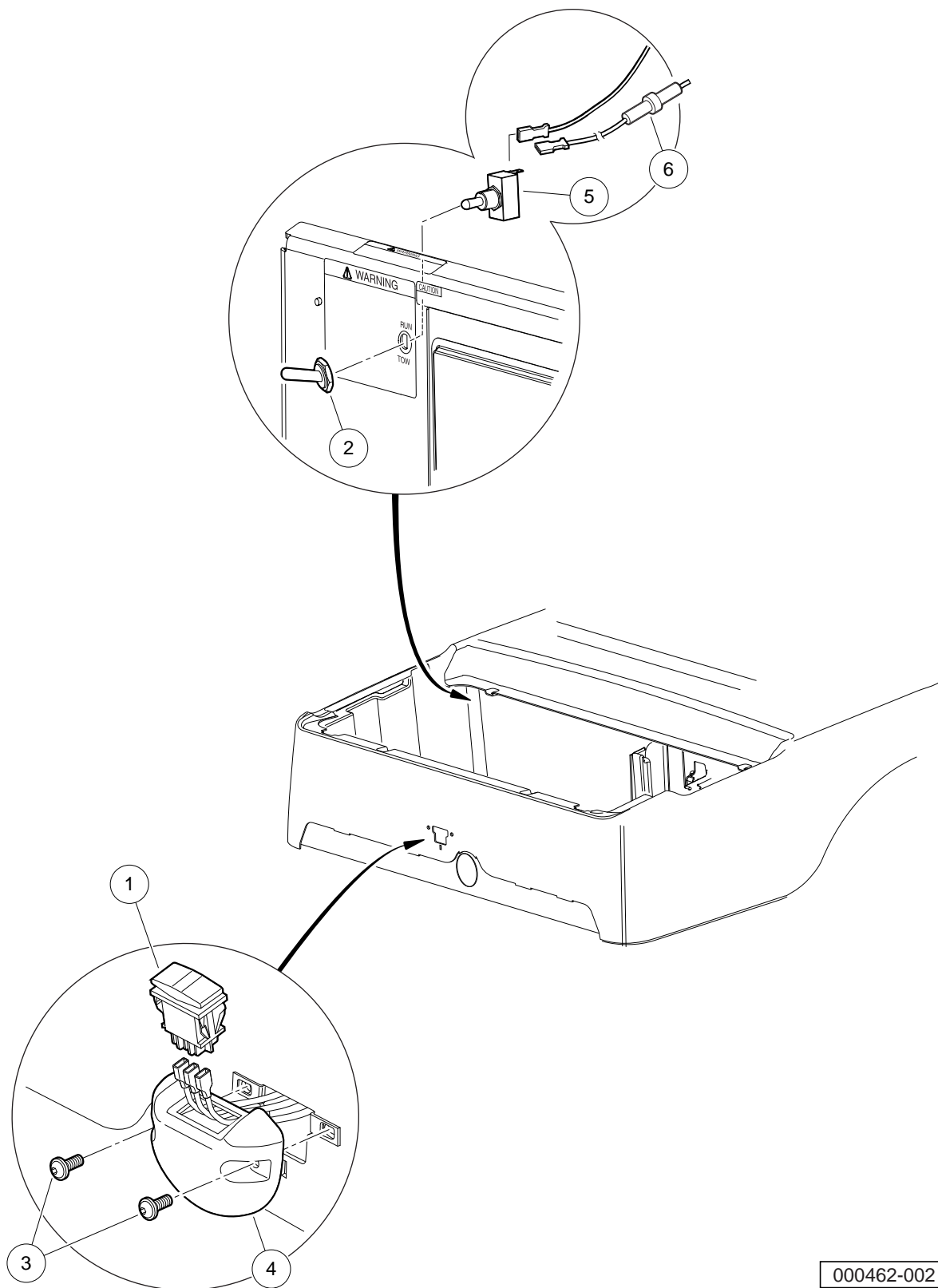
ITEM	PART NO.	DESCRIPTION	QTY
		1 2 3 4	
1	103375701	Asm, Harness, Motor	1
2	103375702	Asm, Harness, Motor 1/4	1
3	103403501	Harness, Main, Excel	1
4	103421801	Asm Harness Charger, Prec	1
<p>Note: Item 1 is used with EJ4-4001 motor. Item 2 is used with EJ8-4001A motor.</p>			

13

E

13

E



000462-002



FORWARD/REVERSE SWITCH AND TOW/RUN SWITCH

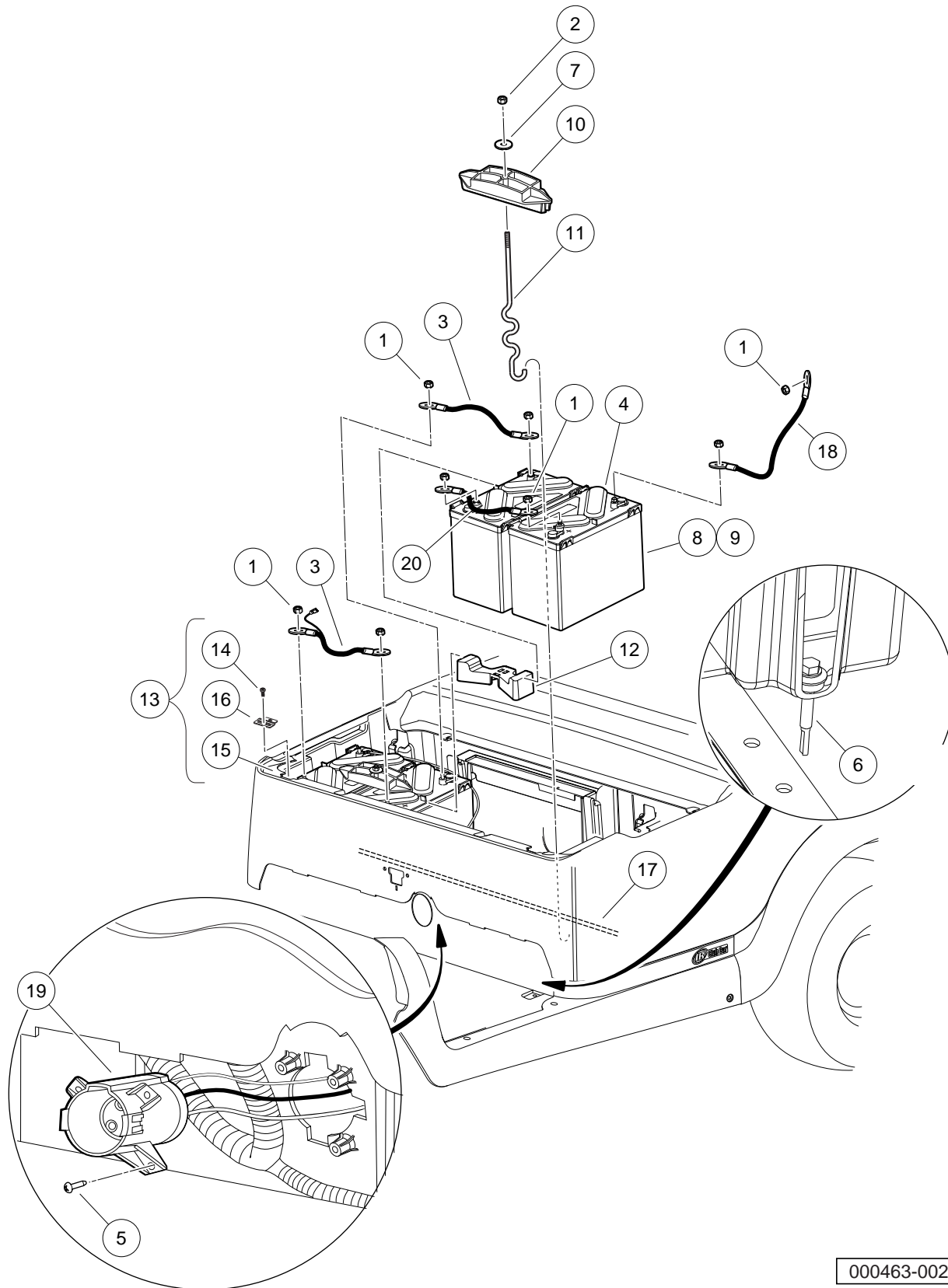
ITEM	PART NO.	DESCRIPTION	QTY
		1 2 3 4	
1	101856001	Switch, Rocker, Double-Pole	1
2	101908401	Boot, Switch	1
3	102296920	Screw, M6 Torx Bttn Hd Sems	2
4	102508401	Housing, FNR Electric	1
5	102511101	Switch, Tow	1
6	102538601	15 Amp Fuse	1

13

E

13

E



000463-002

BATTERIES, BUCKET, AND CHARGER RECEPTACLE – IQ AND EXCEL SYSTEMS, 12V

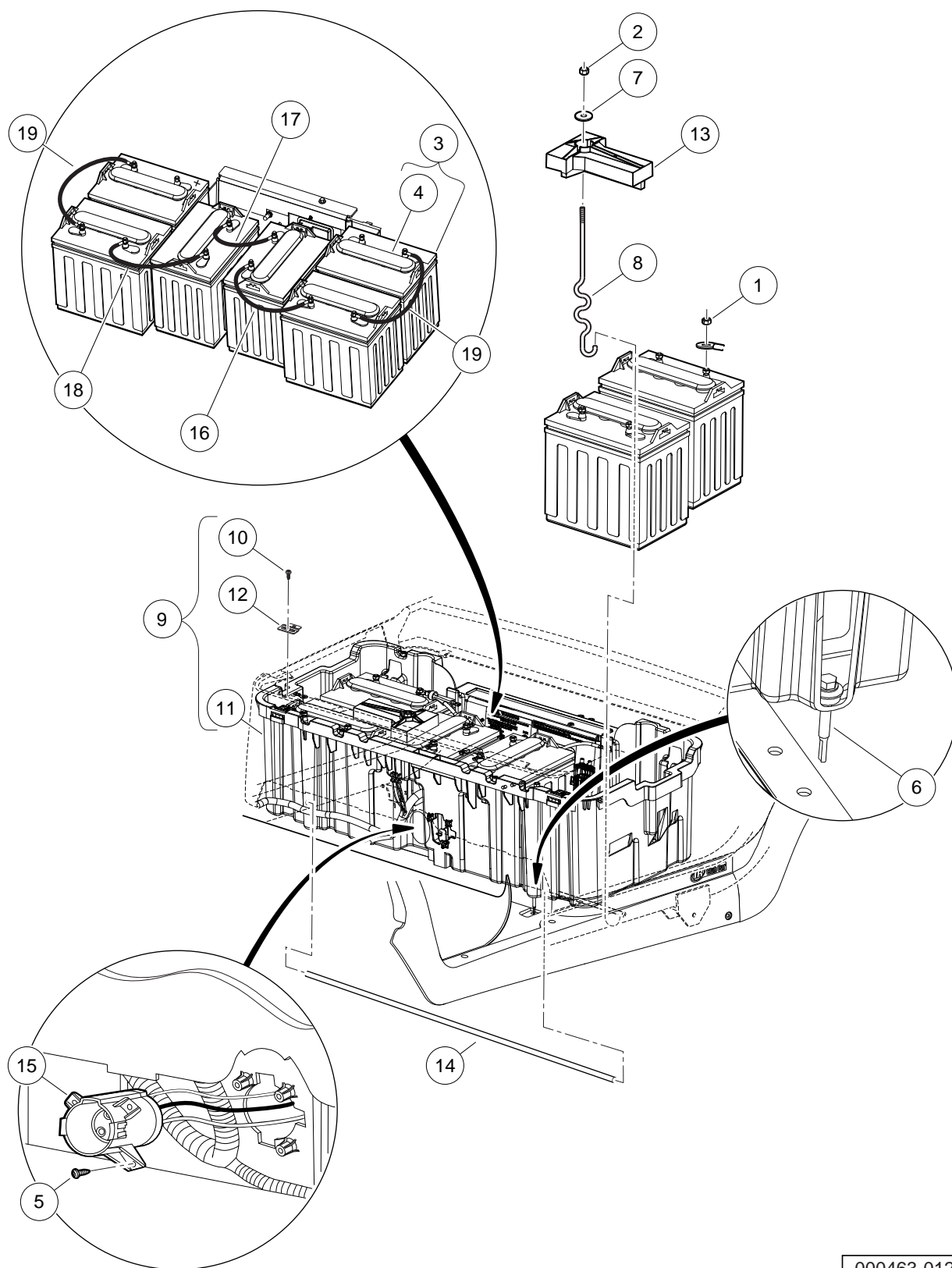
ITEM	PART NO.	DESCRIPTION	QTY
		1 2 3 4	
1	1014304	Nut, 5/16-18 Stainless-Steel Hex	8
2	1014555	Locknut, 7/16-14 Nylon Hex	2
3	101795701	Asm, Wire, #6blk 13in	2
4	101831401	Battery Cap 6 Volt	8
5	101832001	Screw, #7-19 X 0.625 Phillips Pan-Head Tap	3
6	102292356	Screw-1/4-20x56 Hwh Self Drill	4
7	102491501	Washer Hard,m10	2
8	102511301	Battery, Ventmaster 12-Volt (Wet)	4
9	102511302	Battery, Ventmaster 12-Volt (Dry, also known as moist)	4
10	102534001	Clamp - Battery	2
11	103357701	Bolt, Battery, "s" Hold-down	2
12	103358501	Separator, Battery, 12 Volt	1
13	103368401	Asm, Bucket, Batt, Elec, Prec (includes items 14 through 16)	1
14	102298020	Screw, K80x20, Torx Pn Hd Pt	2
15	N/A	Bucket, Batt, Elec, Precedent	1
16	103368301	Hinge - Nested	2
17	103375301	Tube, Cross, Battery Rod	1
18	103375401	Asm, Ev Battery Positive	1
19	103375501	Asm, Prec Restyle Receptacle	1
20	103376001	Wire Asm #6 Blk, Prec/restyle	1
<p>Note: Effective Jan. 12, 2009 (per Sales Bulletin 09-003), all electric Precedent vehicles began using 6 x 8-volt batteries only.</p>			

13

E

13

E



000463-012

BATTERIES, BUCKET, AND CHARGER RECEPTACLE – IQ AND EXCEL SYSTEMS, 8V

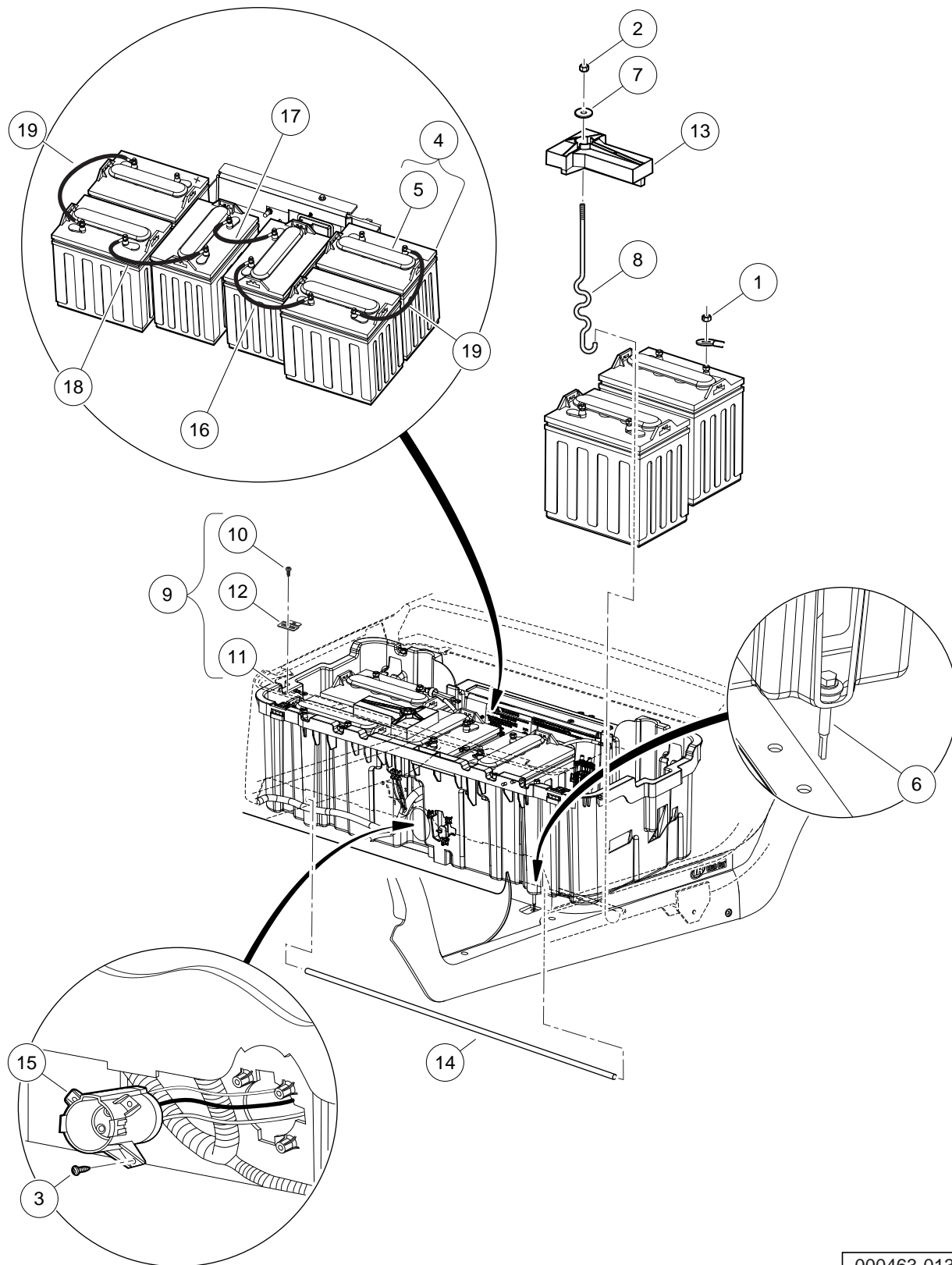
ITEM	PART NO.	DESCRIPTION	QTY
		1 2 3 4	
1	1014304	Nut, 5/16-18 Stainless-Steel Hex	12
2	1014555	Locknut, 7/16-14 Nylon Hex	2
3	101797701	Battery, 8-Volt, T875 (includes item 4)	6
4	101797801	Cap, 4-Gang Battery	1
5	101832001	Screw, #7-19 X 0.625 Phillips Pan-Head Tap	3
6	102292356	Screw-1/4-20x56 Hwh Self Drill	4
7	102491501	Washer Hard,m10	2
8	103357701	Bolt, Battery, "s" Hold-down	2
9	103368401	Asm, Bucket, Batt, Elec, Prec (includes items 10 through 12)	1
10	102298020	Screw, K80x20, Torx Pn Hd Pt	2
11	N/A	Bucket, Batt, Elec, Precedent	1
12	103368301	Hinge - Nested	2
13	103374801	Hold Down, Battery	2
14	103375301	Tube, Cross, Battery Rod	1
15	103375501	Asm, Prec Restyle Receptacle	1
16	103376001	Wire Asm #6 Blk, Prec/restyle	1
17	103647401	Wire Asm #6 Blk, 5"	1
18	103647402	Wire Asm #6 Blk, 12"	1
19	103647403	Wire Asm #6 Blk, 17"	2
20	8639	Tie Wrap, 11" Nylon	2
Note: Item 20 not shown.			

13

E

13

E



000463-013

BATTERIES, BUCKET, AND CHARGER RECEPTACLE - IQ AND EXCEL SYSTEMS, HEAVY DUTY 8V

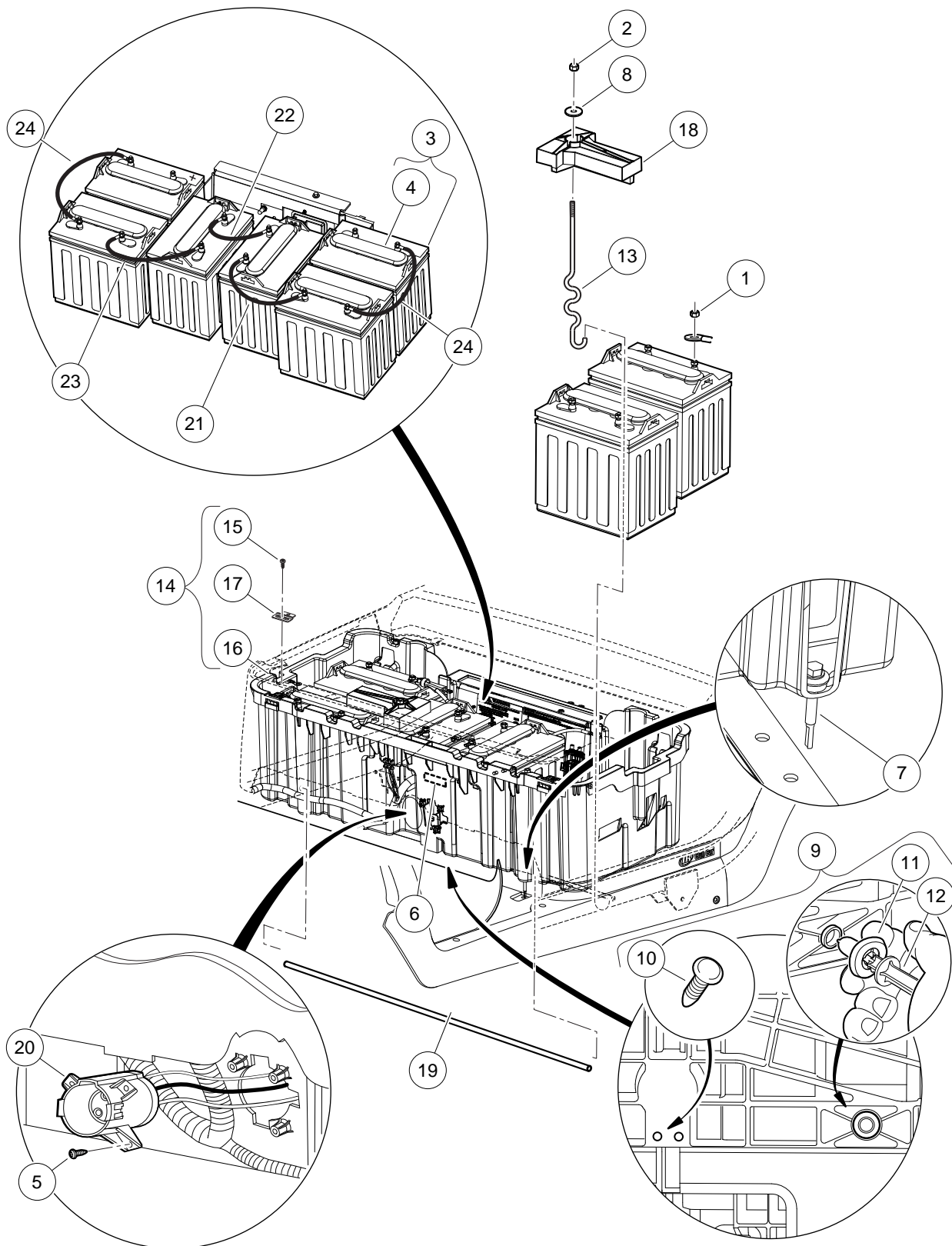
ITEM	PART NO.	DESCRIPTION	QTY
		1 2 3 4	
1	1014304	Nut, 5/16-18 Stainless-Steel Hex	12
2	1014555	Locknut, 7/16-14 Nylon Hex	2
3	101832001	Screw, #7-19 X 0.625 Phillips Pan-Head Tap	3
4	101964201	Battery, 8v Trojan T890 (Wet) (includes item 5)	6
5	101797801	Cap, 4-Gang Battery	1
6	102292356	Screw-1/4-20x56 Hwh Self Drill	4
7	102491501	Washer Hard,m10	2
8	103357701	Bolt, Battery, "s" Hold-down	2
9	103368401	Asm, Bucket, Batt, Elec, Prec (includes items 10 through 12)	1
10	102298020	Screw, K80x20, Torx Pn Hd Pt	2
11	N/A	Bucket, Batt, Elec, Precedent	1
12	103368301	Hinge - Nested	2
13	103374801	Hold Down, Battery	2
14	103375301	Tube, Cross, Battery Rod	1
15	103375501	Asm, Prec Restyle Receptacle	1
16	103376001	Wire Asm #6 Blk, Prec/restyle	1
17	103647401	Wire Asm #6 Blk, 5"	1
18	103647402	Wire Asm #6 Blk, 12"	1
19	103647403	Wire Asm #6 Blk, 17"	2
20	8639	Tie Wrap, 11" Nylon	2
Note: Item 20 not shown.			

13

E

13

E



000463-014


BATTERIES, BUCKET, AND CHARGER RECEPTACLE – IQ AND EXCEL SYSTEMS, CE, 8V

ITEM	PART NO.	DESCRIPTION	QTY
		1 2 3 4	
1	1014304	Nut, 5/16-18 Stainless-Steel Hex	12
2	1014555	Locknut, 7/16-14 Nylon Hex	2
3	101797701	Battery, 8-Volt, T875 (includes item 4)	6
4	101797801	Cap, 4-Gang Battery	1
5	101832001	Screw, #7-19 X 0.625 Phillips Pan-Head Tap	3
6	101865805	Ce - Decal	1
7	102292356	Screw-1/4-20x56 Hwh Self Drill	4
8	102491501	Washer Hard,m10	2
9	102571202	Kit Ce Plug - Bucket Elec (includes items 10 through 12)	1
10	1010434	Barrel - Plastic	2
11	N/A	Plug, 1/2", CE Bucket	6
12	N/A	Install Tool, CE Bucket Plug	1
13	103357701	Bolt, Battery, "s" Hold-down	2
14	103368401	Asm, Bucket, Batt, Elec, Prec (includes items 15 through 17)	1
15	102298020	Screw, K80x20, Torx Pn Hd Pt	2
16	N/A	Bucket, Batt, Elec, Precedent	1
17	103368301	Hinge - Nested	2
18	103374801	Hold Down, Battery	2
19	103375301	Tube, Cross, Battery Rod	1
20	103375501	Asm, Prec Restyle Receptacle	1
21	103376001	Wire Asm #6 Blk, Prec/restyle	1
22	103647401	Wire Asm #6 Blk, 5"	1
23	103647402	Wire Asm #6 Blk, 12"	1
24	103647403	Wire Asm #6 Blk, 17"	2
25	8639	Tie Wrap, 11" Nylon	2
<p>Note: Item 25 not shown. The CE-specific parts shown are required for vehicles sold in the European Union.</p>			

13

E

E



BATTERIES, BUCKET, AND CHARGER RECEPTACLE - IQ AND EXCEL SYSTEMS, HEAVY DUTY 8V, CE

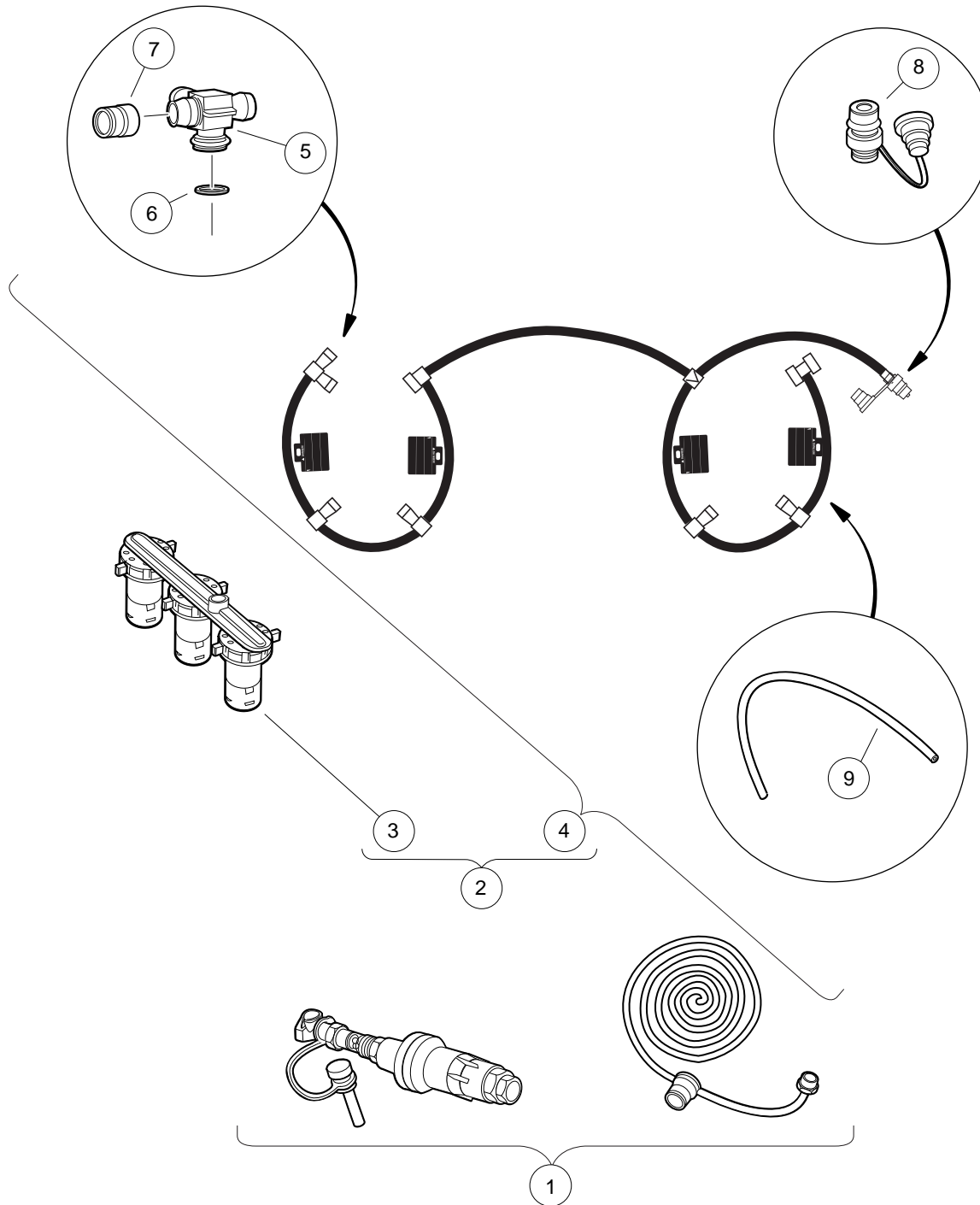
ITEM	PART NO.	DESCRIPTION	QTY
		1 2 3 4	
1	1014304	Nut, 5/16-18 Stainless-Steel Hex	12
2	1014555	Locknut, 7/16-14 Nylon Hex	2
3	101832001	Screw, #7-19 X 0.625 Phillips Pan-Head Tap	3
4	101865805	Ce - Decal	1
5	101964201	Battery, 8v Trojan T890 (Wet) (includes item 6)	6
6	101797801	Cap, 4-Gang Battery	1
7	102292356	Screw-1/4-20x56 Hwh Self Drill	4
8	102491501	Washer Hard,m10	2
9	102571202	Kit Ce Plug - Bucket Elec (includes items 10 through 12)	1
10	1010434	Barrel - Plastic	2
11	N/A	Plug, 1/2", CE Bucket	6
12	N/A	Install Tool, CE Bucket Plug	1
13	103357701	Bolt, Battery, "s" Hold-down	2
14	103368401	Asm, Bucket, Batt, Elec, Prec (includes items 15 through 17)	1
15	102298020	Screw, K80x20, Torx Pn Hd Pt	2
16	N/A	Bucket, Batt, Elec, Precedent	1
17	103368301	Hinge - Nested	2
18	103374801	Hold Down, Battery	2
19	103375301	Tube, Cross, Battery Rod	1
20	103375501	Asm, Prec Restyle Receptacle	1
21	103376001	Wire Asm #6 Blk, Prec/restyle	1
22	103647401	Wire Asm #6 Blk, 5"	1
23	103647402	Wire Asm #6 Blk, 12"	1
24	103647403	Wire Asm #6 Blk, 17"	2
25	8639	Tie Wrap, 11" Nylon	2
<p>Note: Item 25 not shown. The CE-specific parts shown are required for vehicles sold in the European Union.</p>			

13

E

13

E



000731-005

SINGLE POINT WATERING SYSTEM, 12V

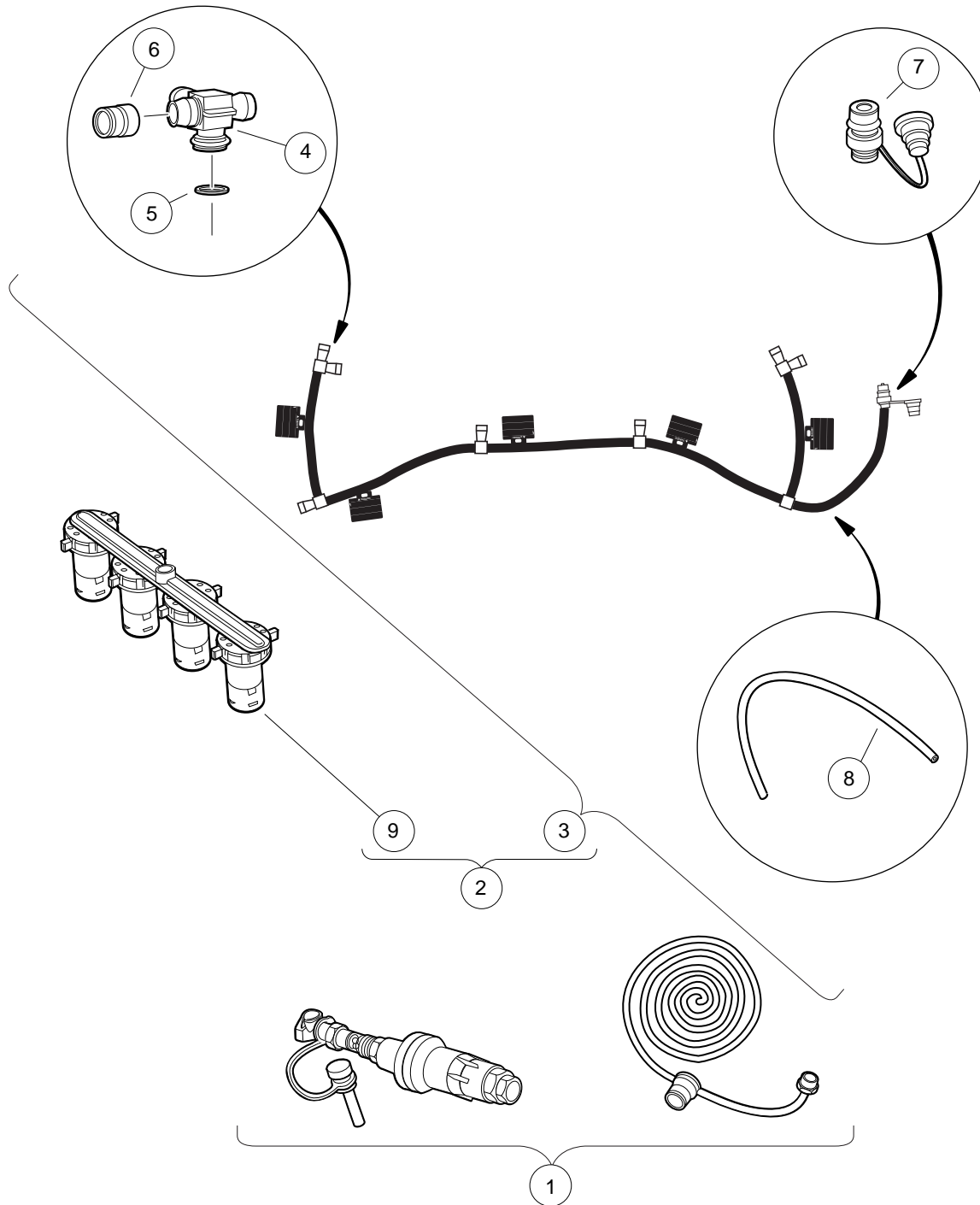
ITEM	PART NO.	DESCRIPTION	QTY
		1 2 3 4	
1	102958001	Kit Regulated Hose Sply Spws	1
2	103395503	Kit, Spws F/r, Prec/res, 12v (includes items 3 and 4)	1
3	102956401	Manifold, SPWS (Single-Point Watering System)	8
4	103395402	Asm Tube Spws Prec/res, 12v (includes items 5 through 9)	1
5	103226201	Fitting Spws Swivel T	8
6	103226301	O-ring Spws Swivel T	8
7	103226401	Cap Spws Swivel T Red	9
8	103226601	Coupler Male Spws Supply	1
9	103226701	Tubing Spws	1
Note: For 4x12-Volt battery configuration.			

13

E

13

E



000731-006



SINGLE POINT WATERING SYSTEM, 8V

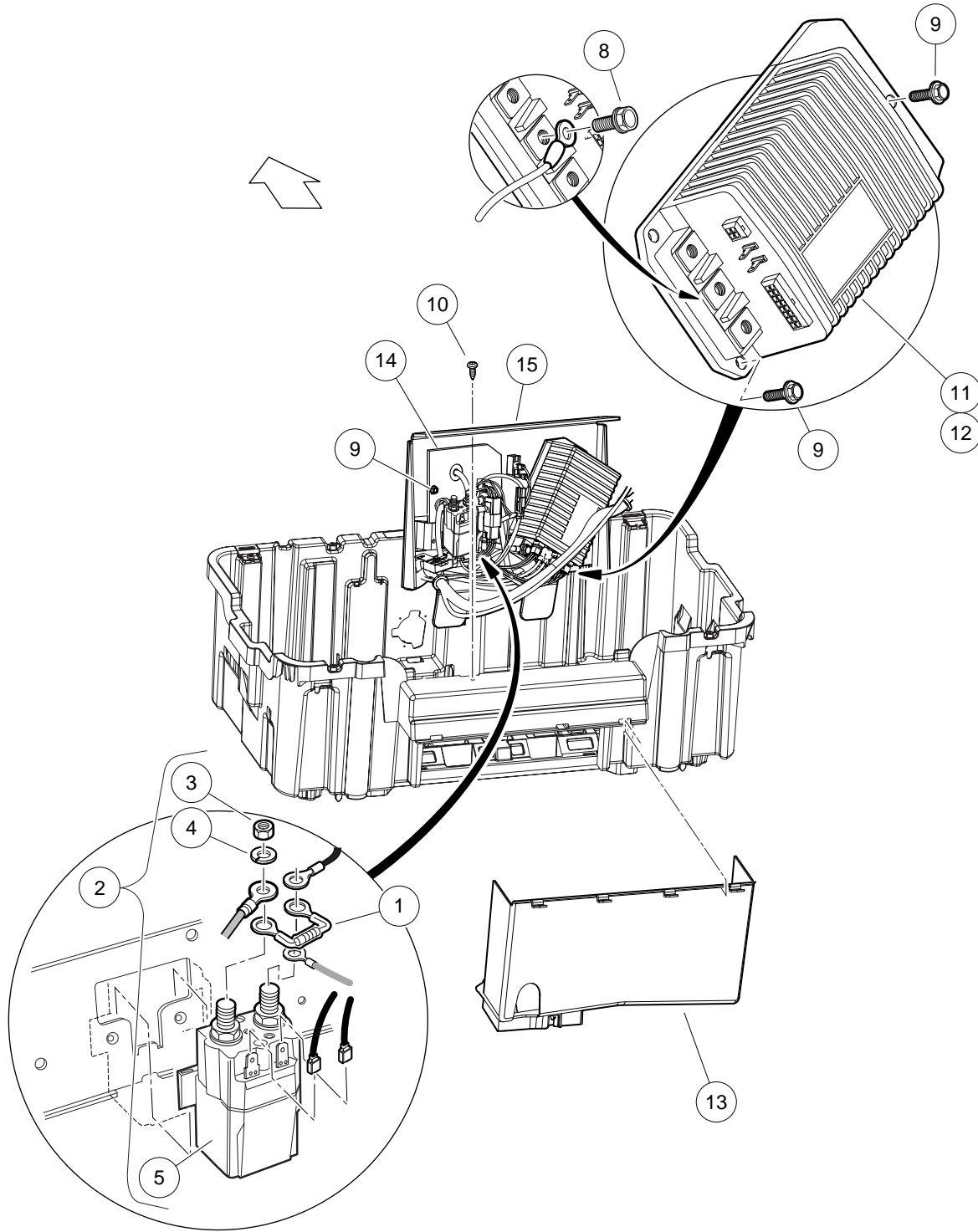
ITEM	PART NO.	DESCRIPTION	QTY
		1 2 3 4	
1	102958001	Kit Regulated Hose Sply Spws	1
2	103395501	Kit, Spws F/r, Prec/res, 8v (includes items 3 through 9)	1
3	103395401	Asm Tube Spws Prec/res, 8v (includes items 4 through 8)	1
4	103226201	Fitting Spws Swivel T	6
5	103226301	O-ring Spws Swivel T	6
6	103226401	Cap Spws Swivel T Red	7
7	103226601	Coupler Male Spws Supply	1
8	103226701	Tubing Spws	1
9	103395701	Manifold, 4 Valve Spw	6
		Note: For 6x8-Volt battery configuration.	

13

E

13

E



000486-006

COMPUTER, CONTROLLER, AND SOLENOID – IQ SYSTEM

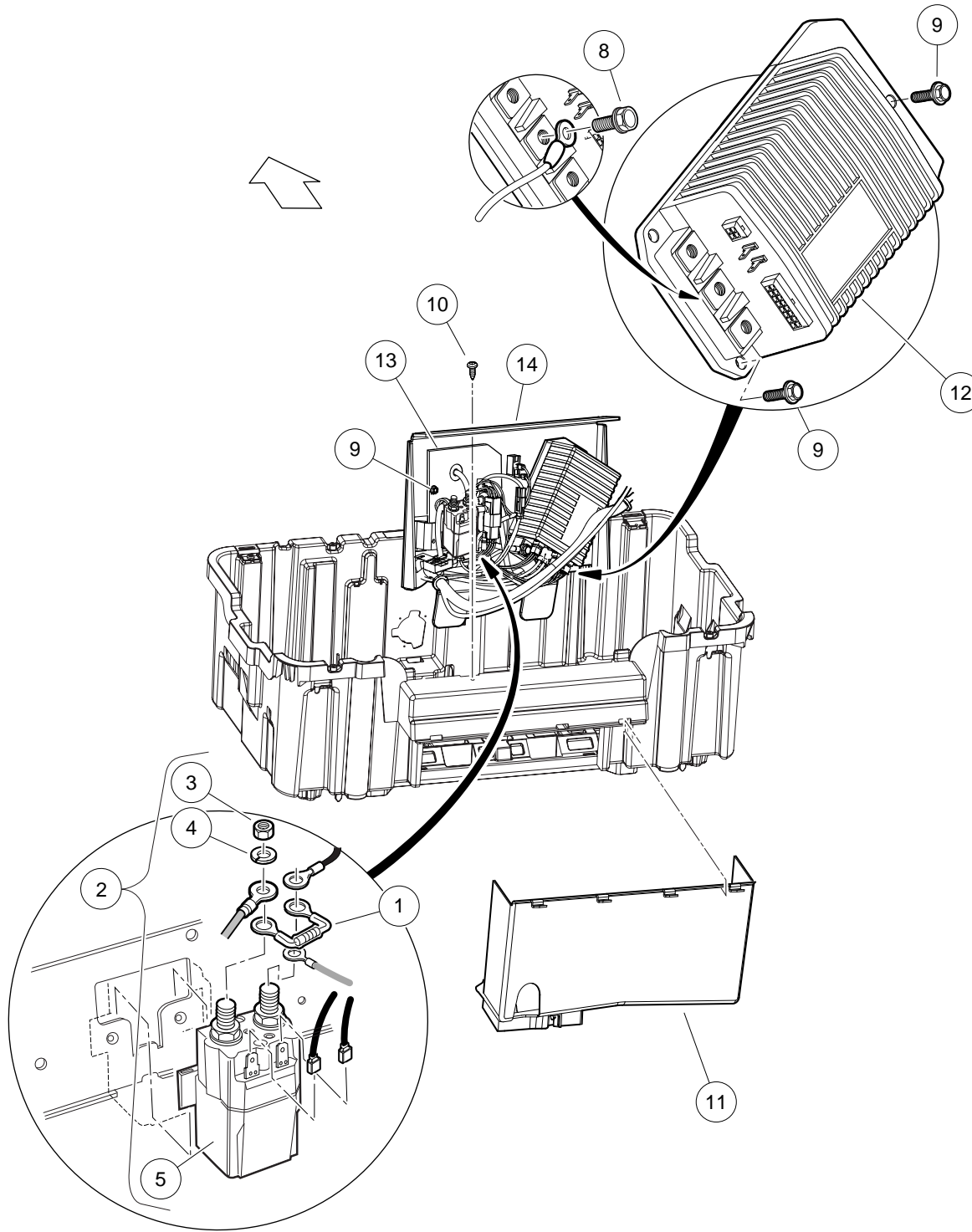
ITEM	PART NO.	DESCRIPTION	QTY
		1 2 3 4	
1	1014947	Resistor Assembly	1
2	101908701	Solenoid, 48-Volt (includes items 3 through 7)	1
3	1012528	Nut, M8-1.25 Hex	2
4	1013734	Lockwasher, 8mm Split	2
5	N/A	Solenoid, 48-Volt	1
6	N/A	Washer, Lock	2
7	N/A	Nut	2
8	102240501	Bolt, Controller, Terminal	3
9	102296716	Screw, M6 X 16 Tt Hx Fl Hd	11
10	102298020	Screw, K80x20, Torx Pn Hd Pt	1
11	102806201	Controller, IQ, 48-volt	1
12	102806203	Controller, 48v Iq Golf, Ce	1
13	103367901	Shield - Controller	1
14	103403201	Precedent V3.0 Obc	1
15	103639401	Component Mounting Plate, Cast	1
<p>Note: Item 12 is for vehicles sold in the European Union. Item 15 debut on June 23, 2009 with S/N 0947-069718 and replaced stamped aluminum plate 103369401. Item 15 has a built-in watershed feature and retrofits all vehicles with 103368401 battery bucket.</p>			

13

E

13

E



000486-007

COMPUTER, CONTROLLER, AND SOLENOID – EXCEL SYSTEM

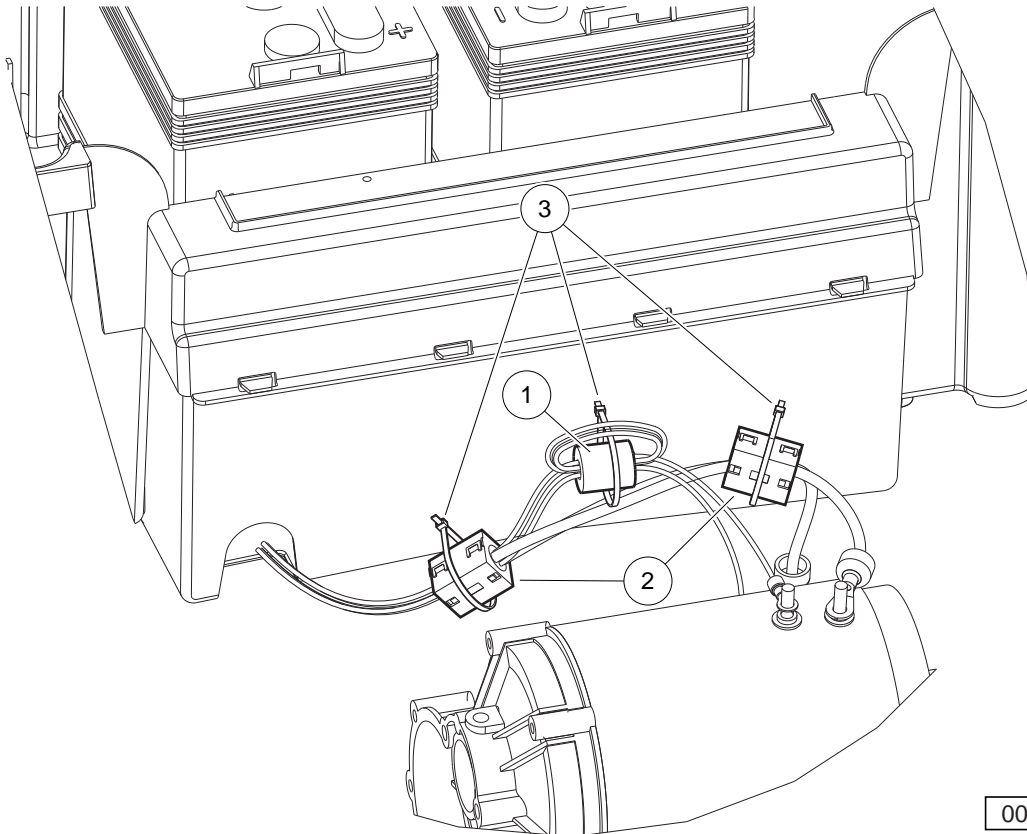
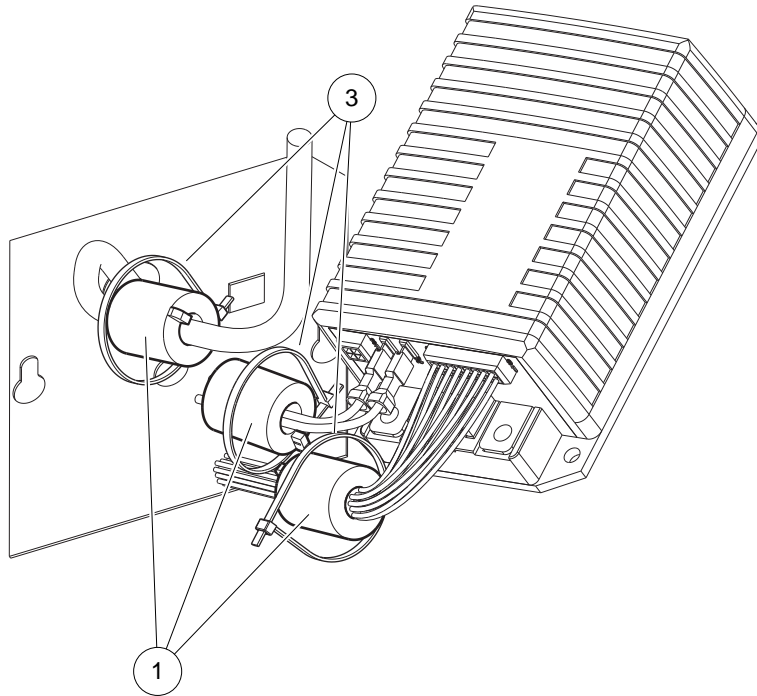
ITEM	PART NO.	DESCRIPTION	QTY
		1 2 3 4	
1	1014947	Resistor Assembly	1
2	101908701	Solenoid, 48-Volt (includes items 3 through 7)	1
3	1012528	Nut, M8-1.25 Hex	2
4	1013734	Lockwasher, 8mm Split	2
5	N/A	Solenoid, 48-Volt	1
6	N/A	Washer, Lock	2
7	N/A	Nut	2
8	102240501	Bolt, Controller, Terminal	3
9	102296716	Screw, M6 X 16 Tt Hx Fl Hd	11
10	102298020	Screw, K80x20, Torx Pn Hd Pt	1
11	103367901	Shield - Controller	1
12	103403402	Controller, 1515 Non-std	1
13	103446601	Obc, Prec, V4.0	1
14	103639401	Component Mounting Plate, Cast	1
<p>Note: Item 14 debut on June 23, 2009 with S/N 0947-069718 and replaced stamped aluminum plate 103369401. Item 14 has a built-in watershed feature and retrofits all vehicles with 103368401 battery bucket.</p>			

13

E

13

E



000970-001



CE FERRITE BEADS (IQ SYSTEM)

ITEM	PART NO.	DESCRIPTION	QTY
		1 2 3 4	
1	103449501	Bead, Ferrite, Tdk	4
2	103449601	Bead, Ferrite, Fair-rite	2
3	8990	Tie Wrap, 8" Nylon	8
<p>Note: The Excel System is CE compliant in the European Union without the use of ferrite beads.</p>			

13

E

DID YOU KNOW?

CartPros directs you to the right part using the part numbers from this manual. Enter the part number into our search box and it will find the part you are looking for.

**GET STARTED
HERE**

→ <https://CartPros.com/f.html>

13

E

**DID YOU
KNOW?**

CartPros directs you to the right part using the part numbers from this manual. Enter the part number into our search box and it will find the part you are looking for.

**GET STARTED
HERE**



<https://CartPros.com/f.html>

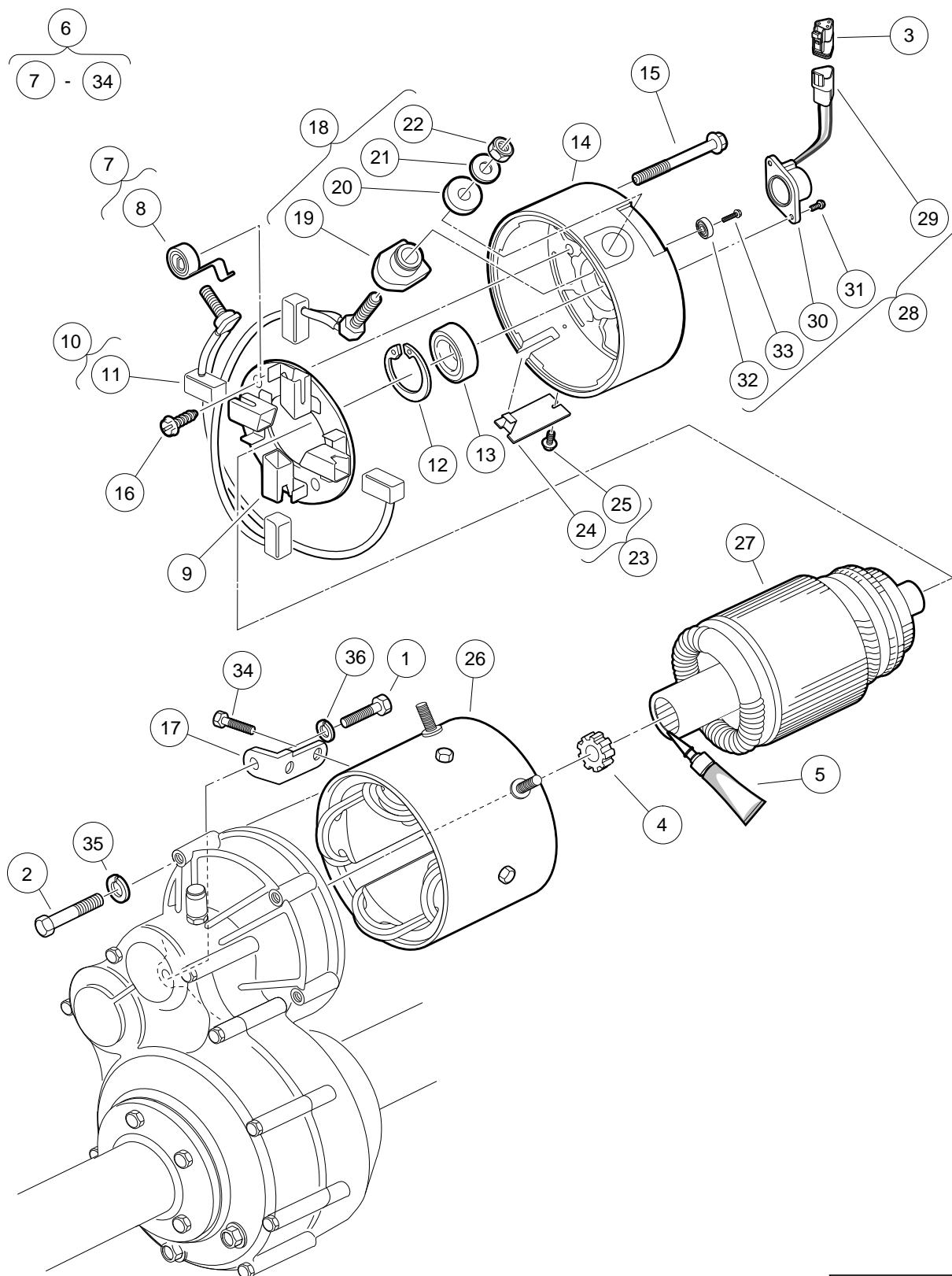
ELECTRIC MOTOR

14

E

14

E



000185-001

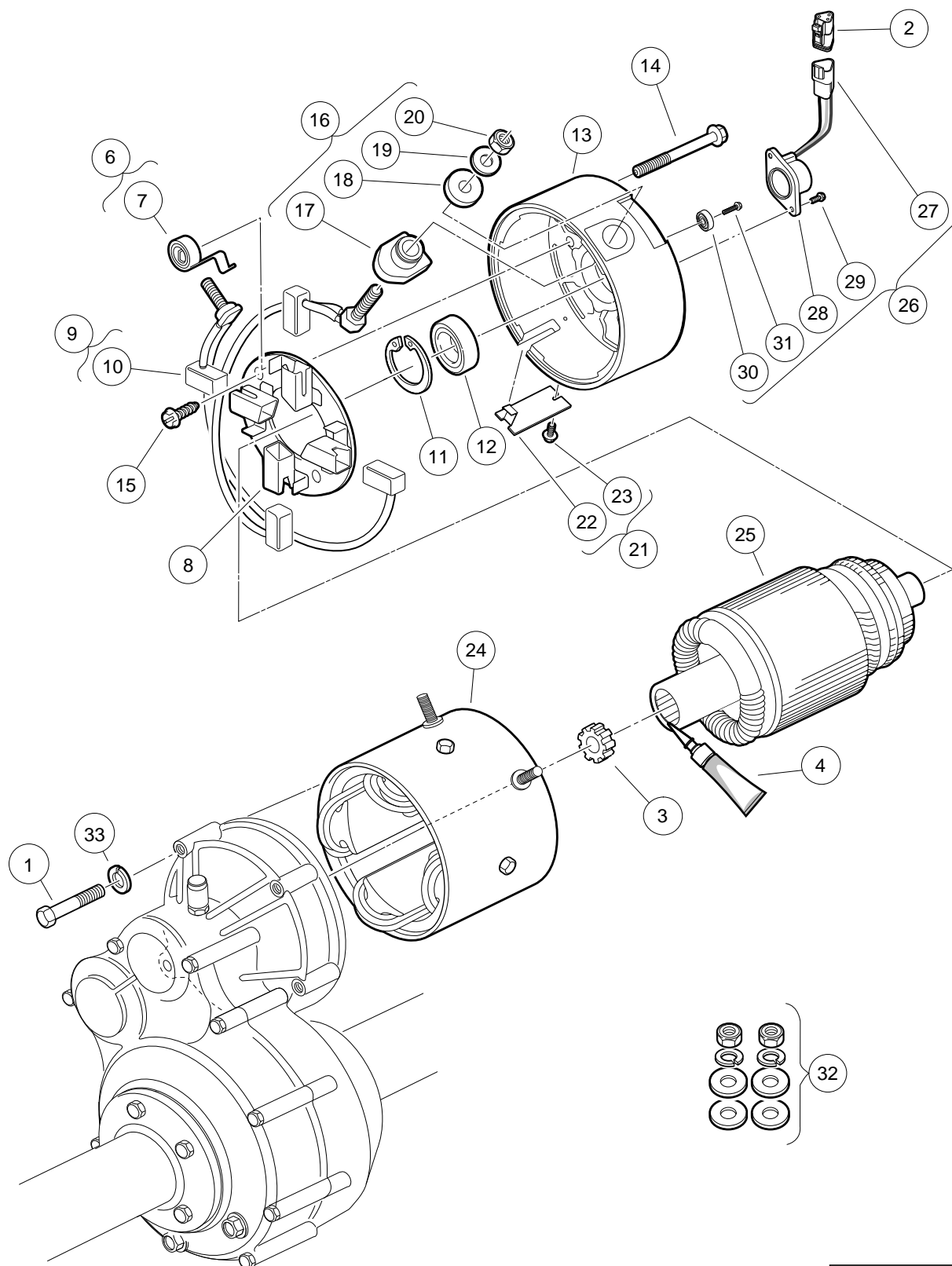
MOTOR (MODEL EJ4-4001) – ELECTRIC VEHICLE

ITEM	PART NO.	DESCRIPTION	QTY
		1 2 3 4	
1	1010934	Screw, 5/16-18 X 1.00 Hex Cap	1
2	1014201	Screw, 1/4-20 X 2.25 Hex Cap	3
3	101920101	Kit, 3-Pin Wedge Lock	1
4	102235201	Bumper, Drive Unit	1
5	102243403	Lubricant, Moly-Teflon (Single-Use Tube)	1
6	102705001	IQ Electric Motor, 48-VDC 3.3 hp (includes items 7 through 34)	1
7	102186001	Spring Kit, Motor Brush (includes item 8)	1
8	N/A	Spring, Brush, S-g	4
9	102186101	Brush Box Assembly	1
10	102186201	Brush Kit, Motor (includes item 11)	1
11	N/A	Assembly, Brush and Terminal	2
12	102186301	Ring, 2.24" Internal Retaining	1
13	102186401	Bearing, Ball	1
14	102186701	End Cap, Motor	1
15	N/A	Screw, 1/4-20 X 2.25 Hex-Head Washer	2
16	102186901	Screw, #8-32 X .5 Hex-Head	2
17	102187001	L-Bracket, Motor	1
18	102187101	Hardware Kit, Motor Terminal (includes items 19 through 22)	2
19	N/A	Bushing, Nylon	2
20	N/A	Washer, Nylon Flat	2
21	N/A	Washer, Flat, 5/16 Steel	2
22	N/A	Nut, Brass Hex, 5/16 - 18	2
23	102187201	Plate Kit, Motor Cover (includes items 24 and 25)	1
24	N/A	Assembly, Cover Plate	1
25	N/A	Screw, #8-32 x 0.375, Taptite Thread	1
26	102704701	Frame and Field Assembly	1
27	102704801	Armature Assembly	1
28	102704901	Kit, Speed Sensor (includes items 29 through 33)	1
29	101942301	Kit, 3-Pin Wedge Lock	1
30	N/A	Sensor, Motor Speed, ADC	1
31	N/A	Screw, #8-32, Taptite Thread	2
32	N/A	Magnet, ADC Motor	1
33	N/A	Screw, 1/4-20 x 0.5	1
34	N/A	Bolt, 1/4 - 20 x 0.73 Thread-Forming	2
35	451	Lockwasher, 1/4 Split	3
36	7174	Lockwasher, 5/16 Split	1
<p>Note: A1, A2, F1 and F2 terminal posts on the EJ4-4001 motor have 5/16 - 18 thread. The EJ4-4001 motor was used in vehicles with serial numbers lower than 0924-029324.</p>			

14
E

14

E



000185-003

MOTOR (MODEL EJ8-4001A) – ELECTRIC VEHICLE

ITEM	PART NO.	DESCRIPTION	QTY
		1 2 3 4	
1	1014201	Screw, 1/4-20 X 2.25 Hex Cap	3
2	101920101	Kit, 3-Pin Wedge Lock	1
3	102235201	Bumper, Drive Unit	1
4	102243403	Lubricant, Moly-Teflon (Single-Use Tube)	1
5	103572501	IQ Electric Motor, 48-VDC 3.3 hp (includes items 6 through 26)	1
6	102186001	Spring Kit, Motor Brush (includes item 7)	1
7	N/A	Spring, Brush, S-g	4
8	102186101	Brush Box Assembly	1
9	102186201	Brush Kit, Motor (includes item 10)	1
10	N/A	Assembly, Brush and Terminal	2
11	102186301	Ring, 2.24" Internal Retaining	1
12	102186401	Bearing, Ball	1
13	102186701	End Cap, Motor	1
14	N/A	Screw, 1/4-20 X 2.25 Hex-Head Washer	2
15	102186901	Screw, #8-32 X .5 Hex-Head	2
16	102187101	Hardware Kit, Motor Terminal (includes items 17 through 20)	2
17	N/A	Bushing, Nylon	2
18	N/A	Washer, Nylon Flat	2
19	N/A	Washer, Flat, 5/16 Steel	2
20	N/A	Nut, Brass Hex, 5/16 - 18	2
21	102187201	Plate Kit, Motor Cover (includes items 22 and 23)	1
22	N/A	Assembly, Cover Plate	1
23	N/A	Screw, #8-32 x 0.375, Taptite Thread	1
24	102704701	Frame and Field Assembly	1
25	102704801	Armature Assembly	1
26	102704901	Kit, Speed Sensor (includes items 27 through 31)	1
27	101942301	Kit, 3-Pin Wedge Lock	1
28	N/A	Sensor, Motor Speed, ADC	1
29	N/A	Screw, #8-32, Taptite Thread	2
30	N/A	Magnet, ADC Motor	1
31	N/A	Screw, 1/4-20 x 0.5	1
32	103615001	Kit, Motor Terminal Adapter	1
33	451	Lockwasher, 1/4 Split	3
<p>Note: The F1 and F2 terminal posts on the EJ8-4001A motor have 1/4 - 20 thread. The EJ8-4001A motor incorporated at serial number 0924-029324. Use item 32 to adapt wire harness originally equipped with EJ4-4001 motor to EJ8-4001A motor.</p>			

14
E

DID YOU KNOW?

CartPros directs you to the right part using the part numbers from this manual. Enter the part number into our search box and it will find the part you are looking for.

**GET STARTED
HERE**



<https://CartPros.com/f.html>

14

E

**DID YOU
KNOW?**

CartPros directs you to the right part using the part numbers from this manual. Enter the part number into our search box and it will find the part you are looking for.

**GET STARTED
HERE**



<https://CartPros.com/f.html>

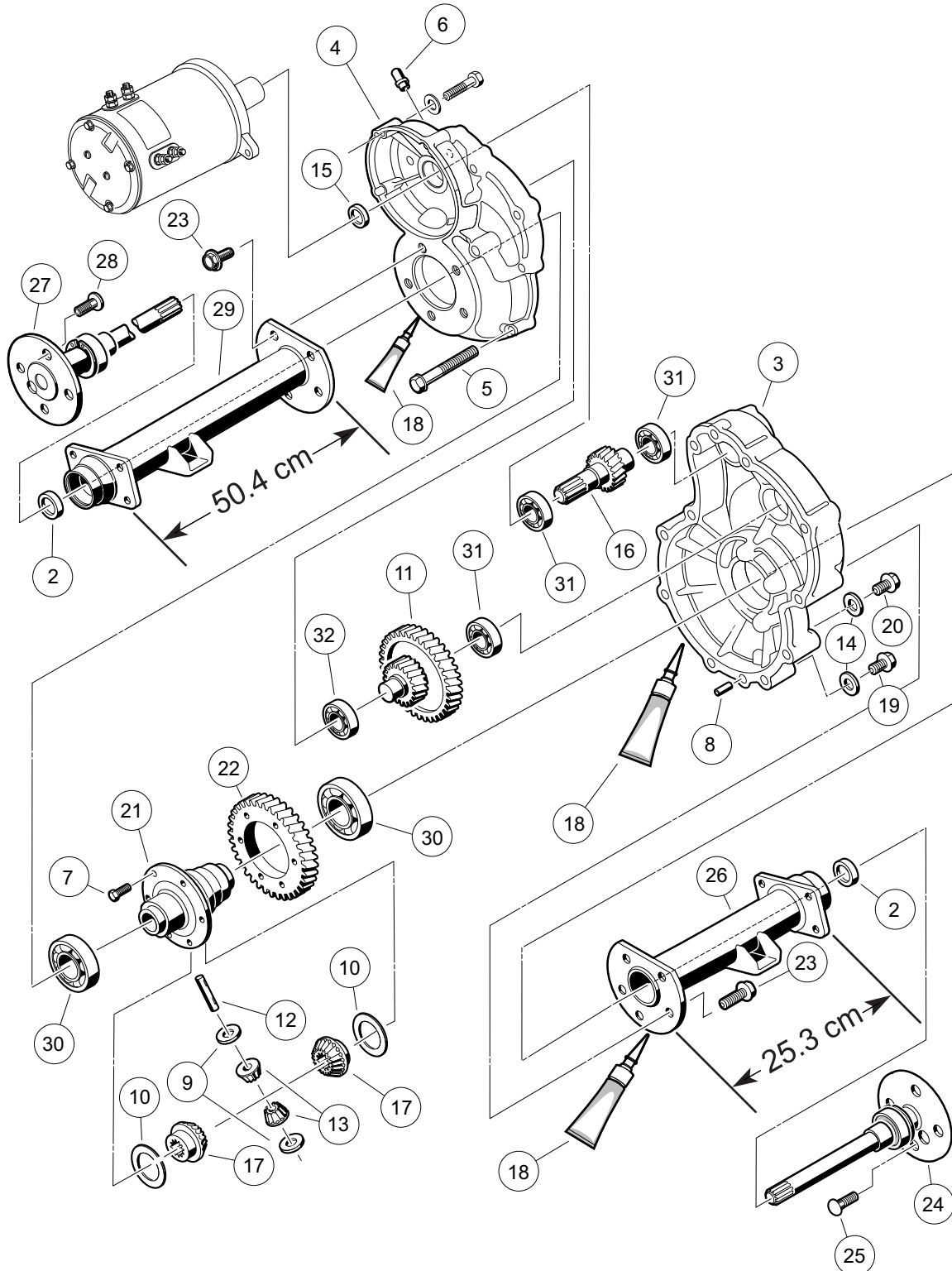
TRANSAXLE – ELECTRIC VEHICLES

15

E

15

E



000223-002

TRANSAXLE – ELECTRIC VEHICLES

ITEM	PART NO.	DESCRIPTION	QTY
		1 2 3 4	
1	102771701	Transaxle, Electric (includes items 2 through 32)	1
2	1013794	Axle Shaft Oil Seal	2
3	101895401	Gear Case, Left-Hand	1
4	101895501	Gear Case, Passenger-Side	1
5	101897001	Screw, M8-1.25 X 60mm Hex-Head	11
6	101897201	Breather	1
7	101897401	Screw, M10-1.25 X 25mm	6
8	101897601	Pin, 11mm OD X 8.5mm ID X 10mm	2
9	101903601	Washer, Thrust	2
10	101903701	Washer, Thrust	2
11	101906901	Intermediate Shaft Assembly	1
12	101922101	Pin, 15.99mm X 88.7mm Dowel	1
13	101923001	Gear, Differential Idler	2
14	101923201	Gasket	2
15	101923501	Seal, Lip	1
16	101923701	Shaft, Input	1
17	101923901	Gear, Differential	2
18	101928701	Liquid Gasket (Transaxle case)	1
19	101972101	Plug, M14-1.5 X 12mm Magnetic	1
20	101972201	Plug, M14-1.5 X 12mm Hex	1
21	102356601	Housing, Differential, 6 Bolt	1
22	102356801	Gear, Differential Output, 6-Bolt	1
23	102357001	Screw, Flg Hd M10 X 1.5 X 30	10
24	102886301	Axle Assembly, Driver-Side (includes item 25)	1
25	101922201	Lug Stud	4
26	102886401	Tube, Axle, Driver-Side	1
27	102886501	Axle Assembly, Passenger-Side (includes item 28)	1
28	101922201	Lug Stud	4
29	102886601	Tube, Axle, Passenger-Side	1
30	7330	Inner Axle Tube Bearing	2
31	7335	Bearing	3
32	7336	Bearing	1

15
E

DID YOU KNOW?

CartPros directs you to the right part using the part numbers from this manual. Enter the part number into our search box and it will find the part you are looking for.

**GET STARTED
HERE**

→ <https://CartPros.com/f.html>

15

E

**DID YOU
KNOW?**

CartPros directs you to the right part using the part numbers from this manual. Enter the part number into our search box and it will find the part you are looking for.

**GET STARTED
HERE**



<https://CartPros.com/f.html>

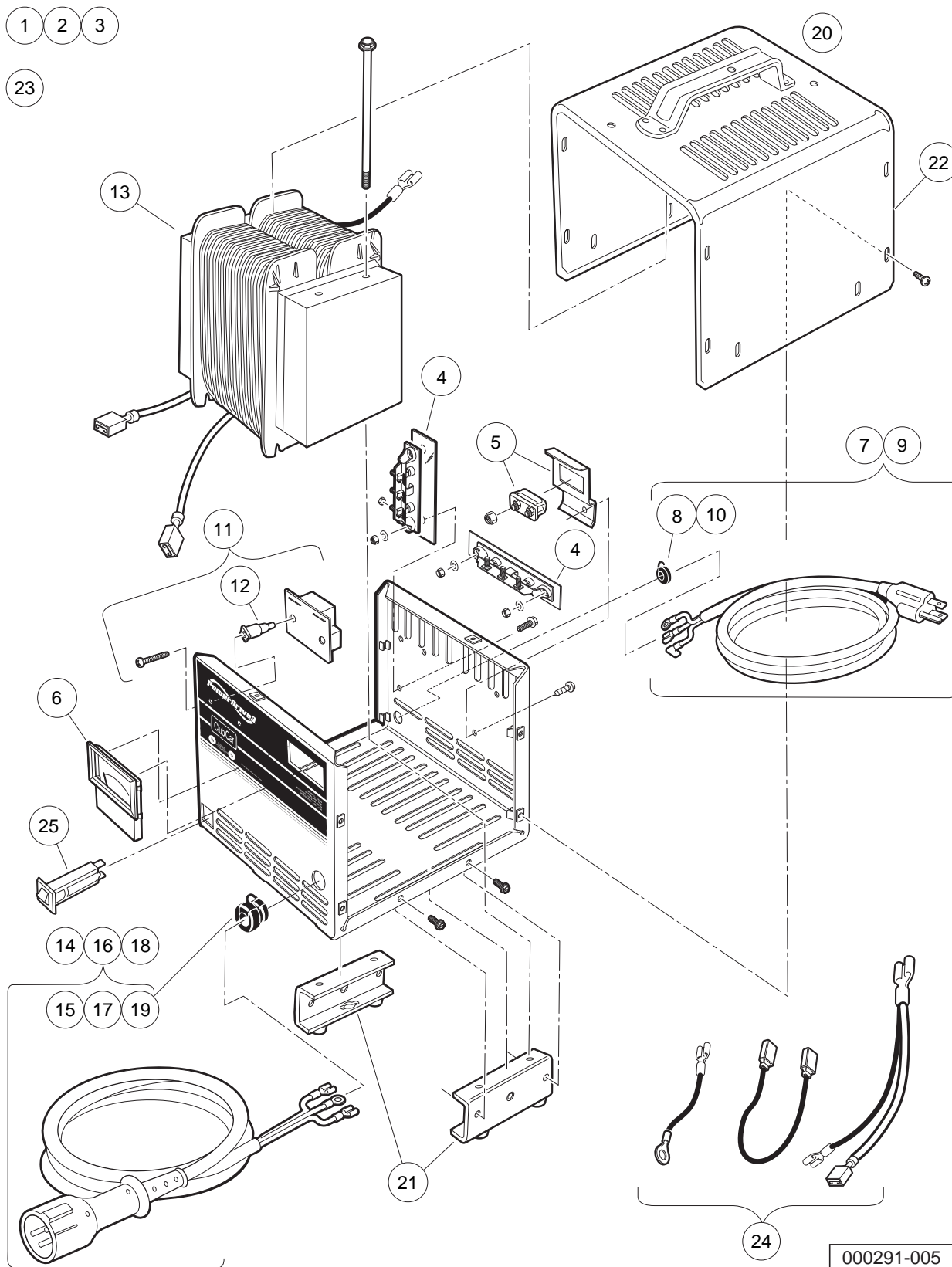
BATTERY CHARGERS

16

E

16

E



POWERDRIVE 3 BATTERY CHARGER (MODEL 26580), DOMESTIC

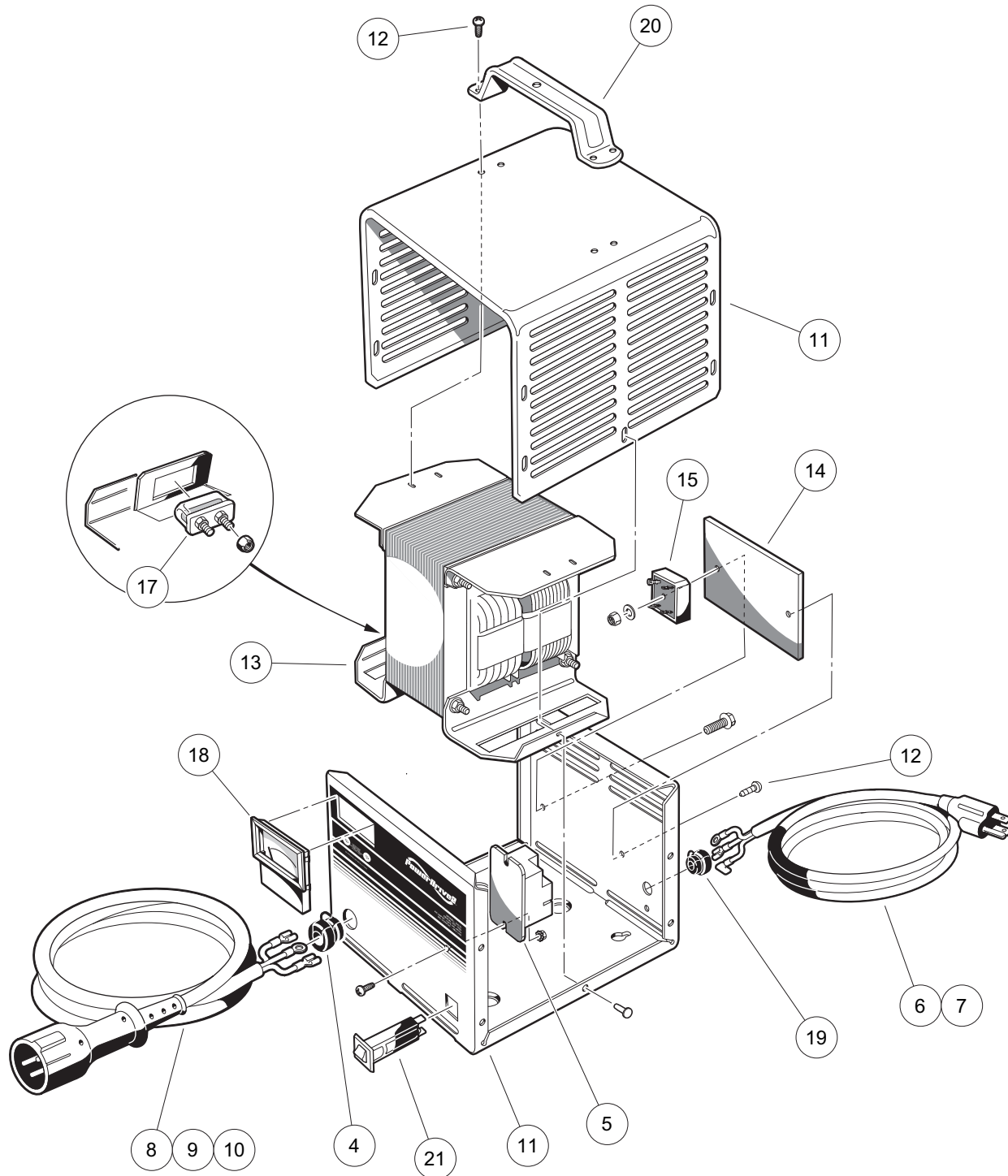
ITEM	PART NO.	DESCRIPTION	QTY
		1 2 3 4	
1	103499101	Charger, PowerDrive 3, 9ft DC, 6ft AC	1
2	103499102	Charger, PowerDrive 3, 12ft DC, 9ft AC	1
3	103499103	Charger, PowerDrive 3, 20ft DC, 9ft AC (includes items 4 through 25)	1
4	1015914	Rectifier with Heatsink Assembly	2
5	102273701	PD2 Fuse Asm	1
6	102273801	PD2 Ammeter	1
7	103428501	Kit, PD3 Cordset - AC 80" (includes item 8)	1
8	102273901	PD2 AC Cord Bushing	1
9	103428601	Kit, PD3 Cordset, - AC 114" (includes item 10)	1
10	102273901	PD2 AC Cord Bushing	1
11	103428701	Asm, PD3 Board Relay (includes item 12)	1
12	103429701	PD3 Plastic Stand-Offs	2
13	103428801	PD3 Transformer	1
14	103429001	PD3 Cordset - DC 113" (includes item 15)	1
15	1012098	Bushing, DC Cord	1
16	103429101	PD3 Cordset - DC 154" (includes item 17)	1
17	1012098	Bushing, DC Cord	1
18	103429201	PD3 Cordset - DC 205" (includes item 19)	1
19	1012098	Bushing, DC Cord	1
20	103429301	Asm, PD3 Case (includes items 21 and 22)	1
21	103434001	Asm, PD3 Legs	1
22	103439901	PD3Case Top (Includes Handle)	1
23	103429501	Kit, PD3 Hardware	1
24	103429601	Kit, PD3 Wires	1
25	CCX8506	Circuit Breaker, 15-Amp/120-Volt	1

16

E

16

E



000291-004

POWERDRIVE 2 BATTERY CHARGER (MODEL 22110), DOMESTIC

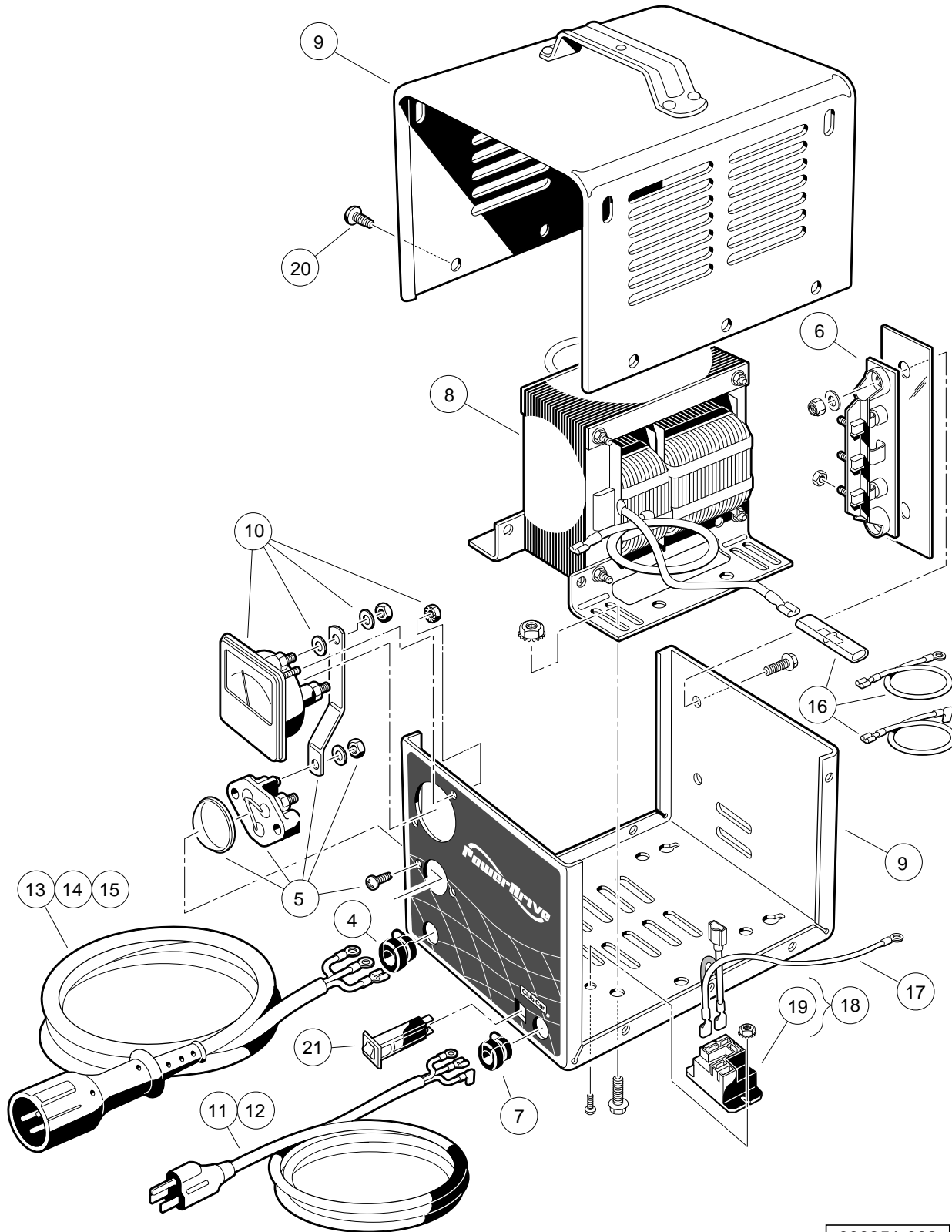
ITEM	PART NO.	DESCRIPTION	QTY
		1 2 3 4	
1	101802204	48-V/13-A PowerDrive 2 (9-ft. DC, 6-ft. AC)	1
2	101802205	48-V/13-A PowerDrive 2 (12-ft. DC, 9-ft. AC)	1
3	101802206	48-V/13-A PowerDrive 2 (20-ft. DC, 9-ft. AC) (includes items 4 through 21)	1
4	1012098	Bushing, DC Cord	1
5	101828601	Relay, 48-Volt	1
6	101828801	Cord, AC, 80-Inch (203 cm)	1
7	101828802	Cord, AC, 108-Inch (274 cm)	1
8	101828904	PD2 DC Cordset, 113-inch	1
9	101828905	PD2 DC Cordset, 154-inch	1
10	101828906	Pd2 Dc Cordset 250 Inch	1
11	102273201	PD2 Case (includes item 12)	1
12	7577	Screw, #10 X 0.50 Phillips Pan-Head	12
13	102273301	PD2 Transformer Asm	1
14	102273401	PD2 Heatsink	1
15	102273501	PD2 Diode Bridge w/Film	1
16	102273601	PD2 Wire Asm	1
17	102273701	PD2 Fuse Asm	1
18	102273801	PD2 Ammeter	1
19	102273901	PD2 AC Cord Bushing	1
20	102274001	PD2 Handle	1
21	CCX8506	Circuit Breaker, 15-Amp/120-Volt	1
<p>Note: Item 16 not shown. Level 1 Battery Charger part numbers include one AC and one DC cord. They do not include all of the level 2 cords listed. The PD2 Charger is no longer available and has been replaced by the PD3 Charger.</p>			

16

E

16

E



000351-002

POWERDRIVE BATTERY CHARGER (MODEL 17930), DOMESTIC

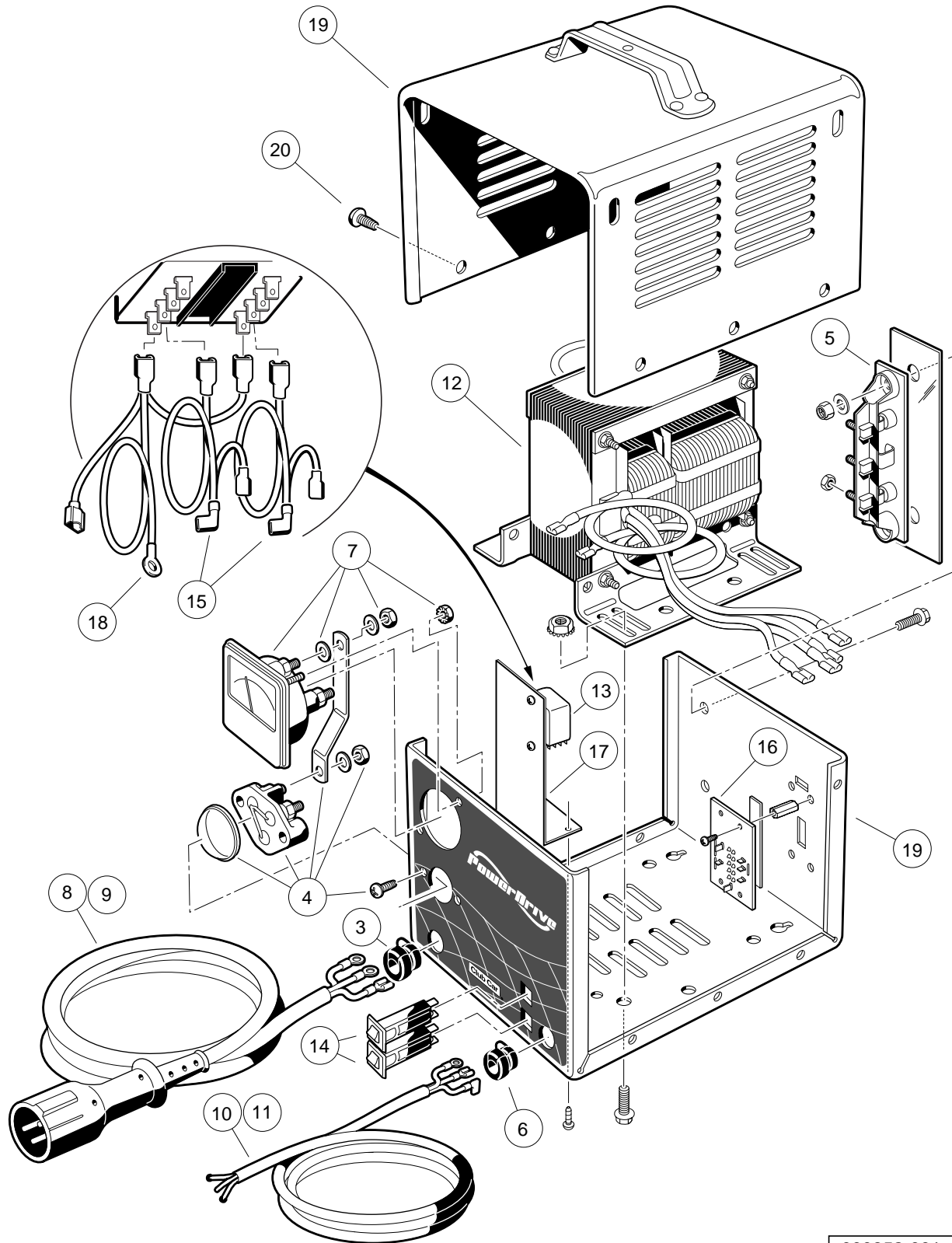
ITEM	PART NO.	DESCRIPTION	QTY
		1 2 3 4	
1	101802201	48V/17A PowerDrive (9-ft DC, 6-ft AC Cord)	1
2	101802202	48V/17A PowerDrive (12-ft DC, 9-ft AC Cord)	1
3	101802203	48V/17A PowerDrive (20-ft DC, 9-ft AC Cord) (includes items 4 through 21)	1
4	1012098	Bushing, DC Cord	1
5	1012101	Fuse Assembly	1
6	1015914	Rectifier with Heatsink Assembly	1
7	1015917	Bushing, AC Cord	1
8	101819701	Transformer, Battery Charger	1
9	101828301	Case Assembly	1
10	101828501	Ammeter	1
11	101828801	Cord, AC, 80-Inch (203 cm)	1
12	101828802	Cord, AC, 108-Inch (274 cm)	1
13	101828901	Cord, DC, 113-Inch (287 cm)	1
14	101828902	Cord, DC, 154-Inch (391 cm)	1
15	101828903	Cord, DC, 250-Inch (635 cm)	1
16	101831101	Wire Assembly Kit	1
17	101914401	Assembly, Voltage Suppressor	1
18	103414901	Kit, Relay, 48v 30a W/instr (includes item 19)	1
19	103397901	Relay, Spst No, 48v 30a, Pmt	1
20	7577	Screw, #10 X 0.50 Phillips Pan-Head	10
21	CCX8506	Circuit Breaker, 15-Amp/120-Volt	1
<p>Note: Level 1 Battery Charger part numbers include one AC and one DC cord. They do not include all of the level 2 cords listed.</p>			

16

E

16

E



000352-001

POWERDRIVE BATTERY CHARGER (MODEL 18780), EXPORT

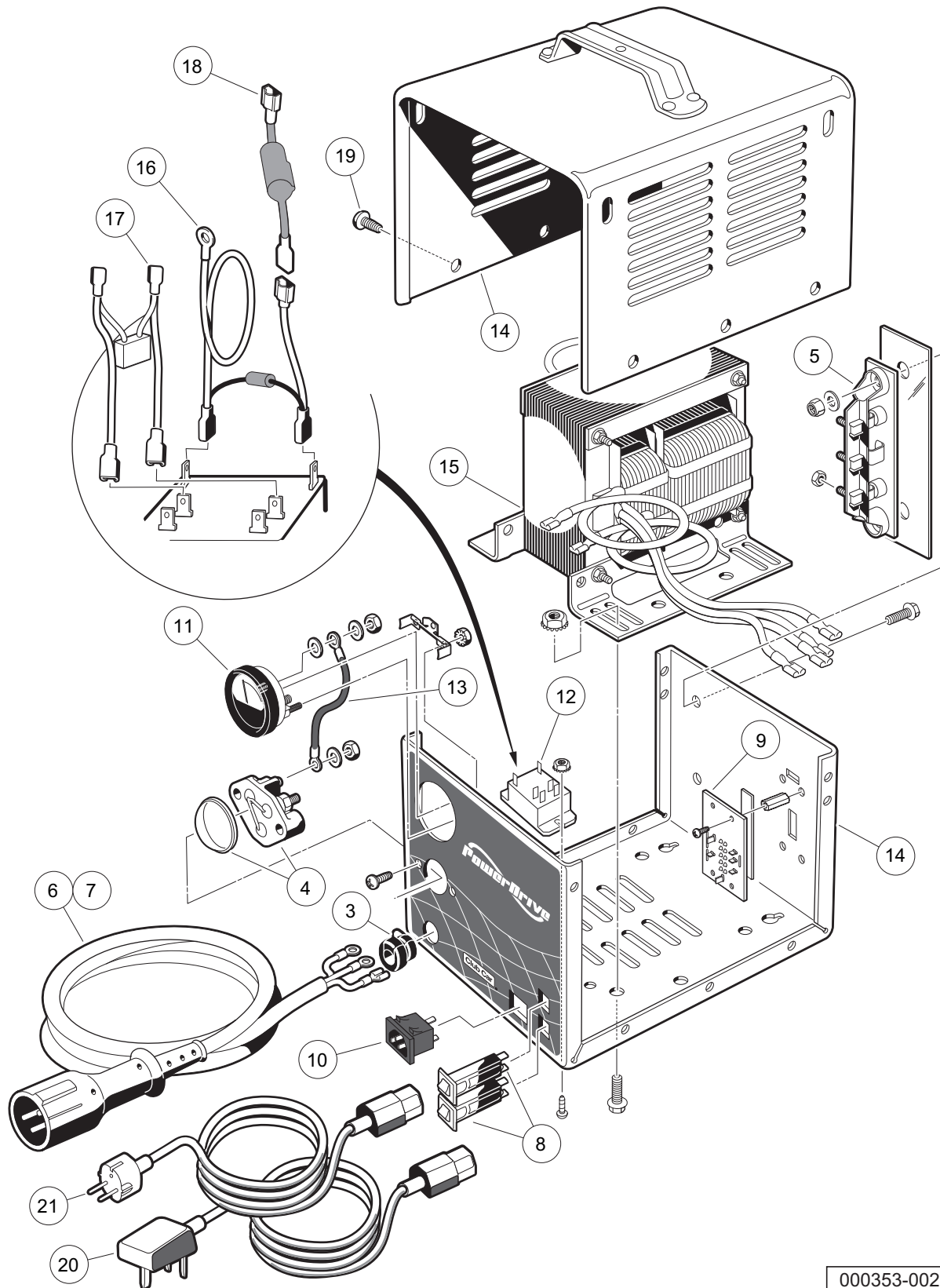
ITEM	PART NO.	DESCRIPTION	QTY
		1 2 3 4	
1	101831503	Battery Charger, 48-Volt DC (8.5-ft DC, 6-ft AC)	1
2	101831504	Battery Charger, 48-Volt DC (12-ft DC, 9-ft AC) (includes items 3 through 20)	1
3	1012098	Bushing, DC Cord	1
4	1012101	Fuse Assembly	1
5	1015914	Rectifier with Heatsink Assembly	1
6	1015917	Bushing, AC Cord	1
7	101828501	Ammeter	1
8	101828901	Cord, DC, 113-Inch (287 cm)	1
9	101828902	Cord, DC, 154-Inch (391 cm)	1
10	101831701	Cord, AC, 80-Inch (203 cm), without Plug	1
11	101831702	Cord, AC, 118-Inch (300 cm), without Plug	1
12	101838201	Transformer, Export Battery Charger	1
13	101838301	Relay, Export Charger	1
14	101838401	Circuit Breaker	2
15	101838501	Kit, Wire Assembly	1
16	101838601	Four-Position Switch	1
17	101838701	Mounting Bracket, Relay	1
18	101914401	Assembly, Voltage Suppressor	1
19	N/A	Case, Charger	1
20	7577	Screw, #10 X 0.50 Phillips Pan-Head	10
<p>Note: Level 1 Battery Charger part numbers include one AC and one DC cord. They do not include all of the level 2 cords listed.</p>			

16

E

16

E



000353-002

POWERDRIVE BATTERY CHARGER (MODEL 20310), EUROPEAN

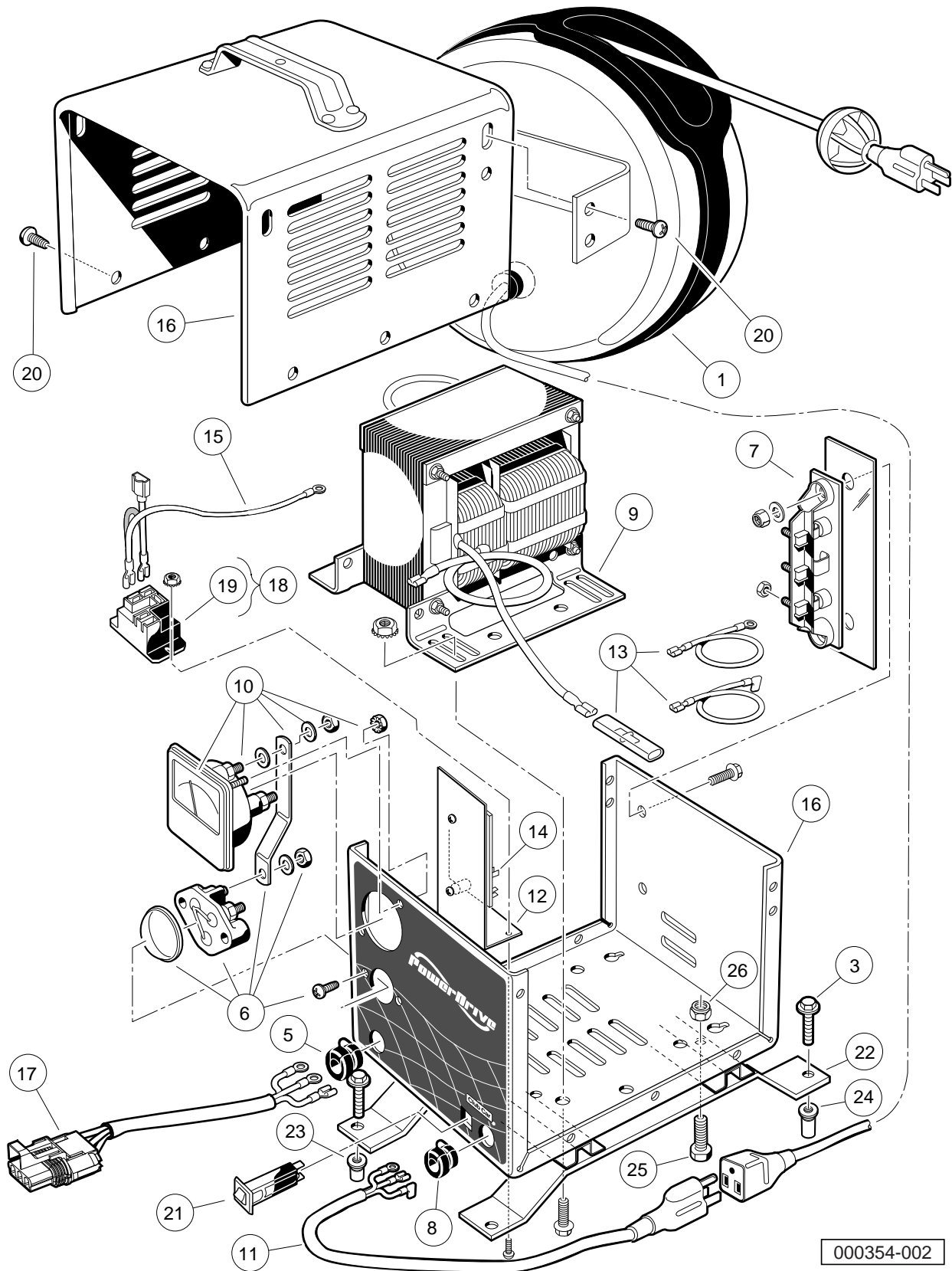
ITEM	PART NO.	DESCRIPTION	QTY
		1 2 3 4	
1	101956201	Battery Charger, 48-Volt w/ 4-Position Switch (8.5-ft DC)	1
2	101956202	Battery Charger, 48-Volt w/ 4-Pos. Switch (12-ft DC) (includes items 3 through 19)	1
3	1012098	Bushing, DC Cord	1
4	1012101	Fuse Assembly	1
5	1015914	Rectifier with Heatsink Assembly	1
6	101828901	Cord, DC, 113-Inch (287 cm)	1
7	101828902	Cord, DC, 154-Inch (391 cm)	1
8	101838401	Circuit Breaker	2
9	101838601	Four-Position Switch	1
10	101973501	Receptacle, AC Cord	1
11	101976601	Ammeter with Mounting Bracket	1
12	101987501	Relay	1
13	N/A	Wire, Jumper	1
14	N/A	Case, Charger	1
15	****	Transformer, European Battery Charger	1
16	****	Suppressor, AC Voltage	1
17	****	Assembly, Wire	1
18	****	Limiter, Current	1
19	7577	Screw, #10 X 0.50 Phillips Pan-Head	10
20	101958201	Cord, UK, AC, Battery Charger	1
21	101958301	Cord, European AC, Battery Charger	1
		**** Special order item available upon request.	
		Note: Level 1 Battery Charger part numbers include one AC and one DC cord. They do not include all of the level 2 cords listed.	

16

E

16

E



000354-002

ONBOARD POWERDRIVE BATTERY CHARGER (MODEL 17935-40), DOMESTIC

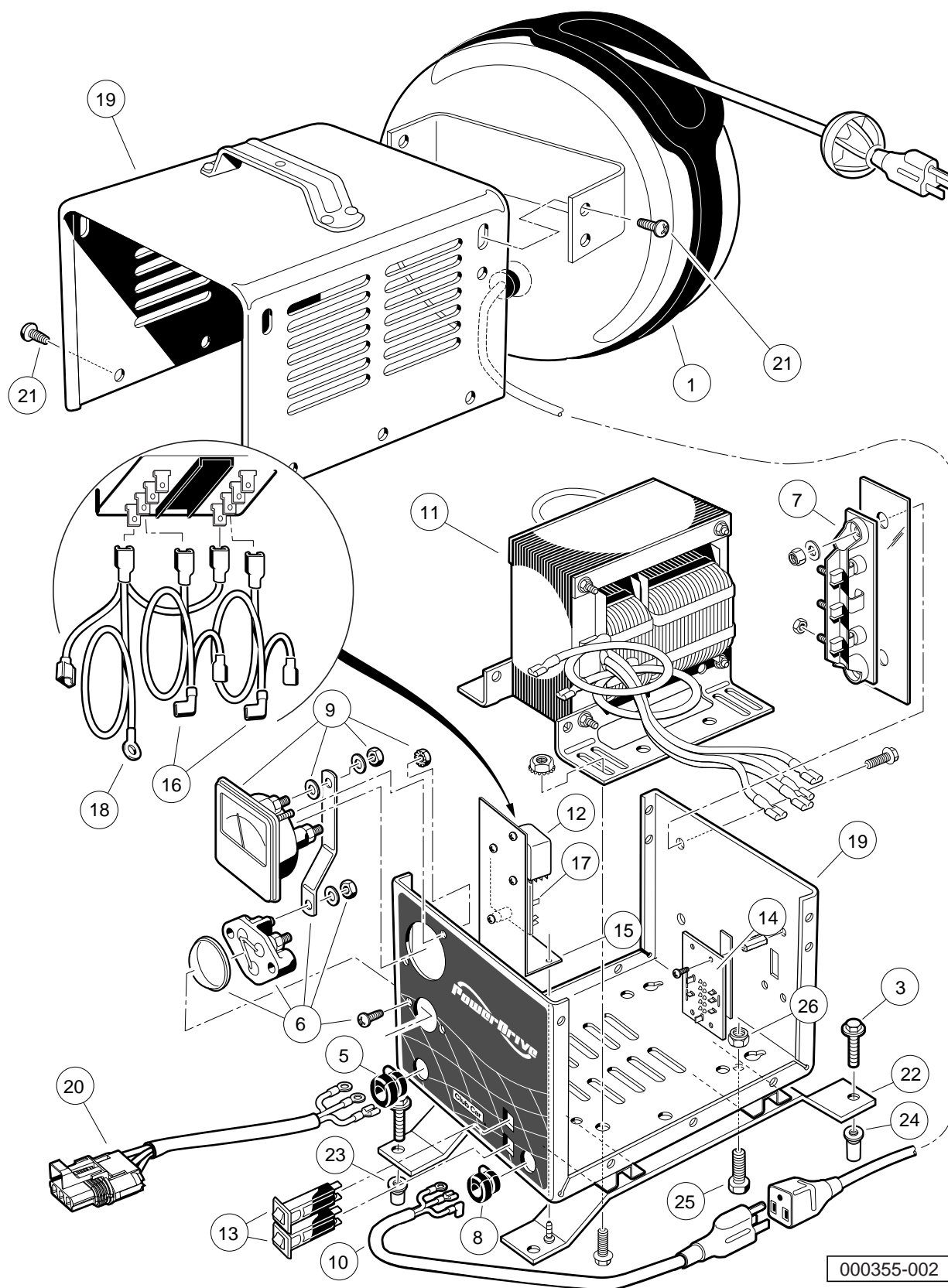
ITEM	PART NO.	DESCRIPTION	QTY
		1 2 3 4	
1	1017187	Retractable Cord Reel	1
2	1017189	Heat Shrink Tube 1.5" X 3"	1
3	102541425	Bolt-m6x1.0x25 Hex Flhd, Blk-I	4
4	102546901	48v Batt Ob Charger, Prec (includes items 5 through 21)	1
5	1012098	Bushing, DC Cord	1
6	1012101	Fuse Assembly	1
7	1015914	Rectifier with Heatsink Assembly	1
8	1015917	Bushing, AC Cord	1
9	101819701	Transformer, Battery Charger	1
10	101828501	Ammeter	1
11	101829001	Cord, AC, 22-Inch (56 cm)	1
12	101838701	Mounting Bracket, Relay	1
13	101841701	Kit, Wire Assembly	1
14	101841901	Control Board	1
15	101914401	Assembly, Voltage Suppressor	1
16	N/A	Case, Charger	1
17	102940801	Cord, Dc	1
18	103414901	Kit, Relay, 48v 30a W/instr (includes item 19)	1
19	103397901	Relay, Spst No, 48v 30a, Pmt	1
20	7577	Screw, #10 X 0.50 Phillips Pan-Head	12
21	CCX8506	Circuit Breaker, 15-Amp/120-Volt	1
22	102547201	Charger Support, Prec	2
23	102551701	Insert M6x1.0	2
24	103339901	Insert M6x1.0 Long	2
25	7847	Screw, 1/4-20 X 0.75 Hex-Head Cap	4
26	8233	Locknut, 1/4-20 Nylon Insert	4
27	8990	Tie Wrap, 8" Nylon	2
<p>Note: Items 2 and 27 not shown. For wire harness connecting charger to vehicle, see Electrical System section.</p>			

16

E

16

E



000355-002

ONBOARD POWERDRIVE BATTERY CHARGER (MODEL 17790-40), INTERNATIONAL

16

E

ITEM	PART NO.	DESCRIPTION	QTY
		1 2 3 4	
1	1017187	Retractable Cord Reel	1
2	1017189	Heat Shrink Tube 1.5" X 3"	1
3	102541425	Bolt-m6x1.0x25 Hex Flhd, Blk-l	4
4	102546902	Int Ob Charger, Prec (includes items 5 through 21)	1
5	1012098	Bushing, DC Cord	1
6	1012101	Fuse Assembly	1
7	1015914	Rectifier with Heatsink Assembly	1
8	1015917	Bushing, AC Cord	1
9	101828501	Ammeter	1
10	101829001	Cord, AC, 22-Inch (56 cm)	1
11	101838201	Transformer, Export Battery Charger	1
12	101838301	Relay, Export Charger	1
13	101838401	Circuit Breaker	2
14	101838601	Four-Position Switch	1
15	101838701	Mounting Bracket, Relay	1
16	****	Kit, Wire Assembly	1
17	101841901	Control Board	1
18	101914401	Assembly, Voltage Suppressor	1
19	N/A	Case, Charger	1
20	102940801	Cord, Dc	1
21	7577	Screw, #10 X 0.50 Phillips Pan-Head	12
22	102547201	Charger Support, Prec	2
23	102551701	Insert M6x1.0	2
24	103339901	Insert M6x1.0 Long	2
25	7847	Screw, 1/4-20 X 0.75 Hex-Head Cap	4
26	8233	Locknut, 1/4-20 Nylon Insert	4
27	8990	Tie Wrap, 8" Nylon	2
<p>**** Special order item available upon request.</p> <p>Note: Items 2 and 27 not shown. For wire harness connecting charger to vehicle, see Electrical System section.</p>			

DID YOU KNOW?

CartPros directs you to the right part using the part numbers from this manual. Enter the part number into our search box and it will find the part you are looking for.

**GET STARTED
HERE**

→ <https://CartPros.com/f.html>

16

E

**DID YOU
KNOW?**

CartPros directs you to the right part using the part numbers from this manual. Enter the part number into our search box and it will find the part you are looking for.

**GET STARTED
HERE**



<https://CartPros.com/f.html>

MAINTENANCE AND SERVICE TOOLS

17

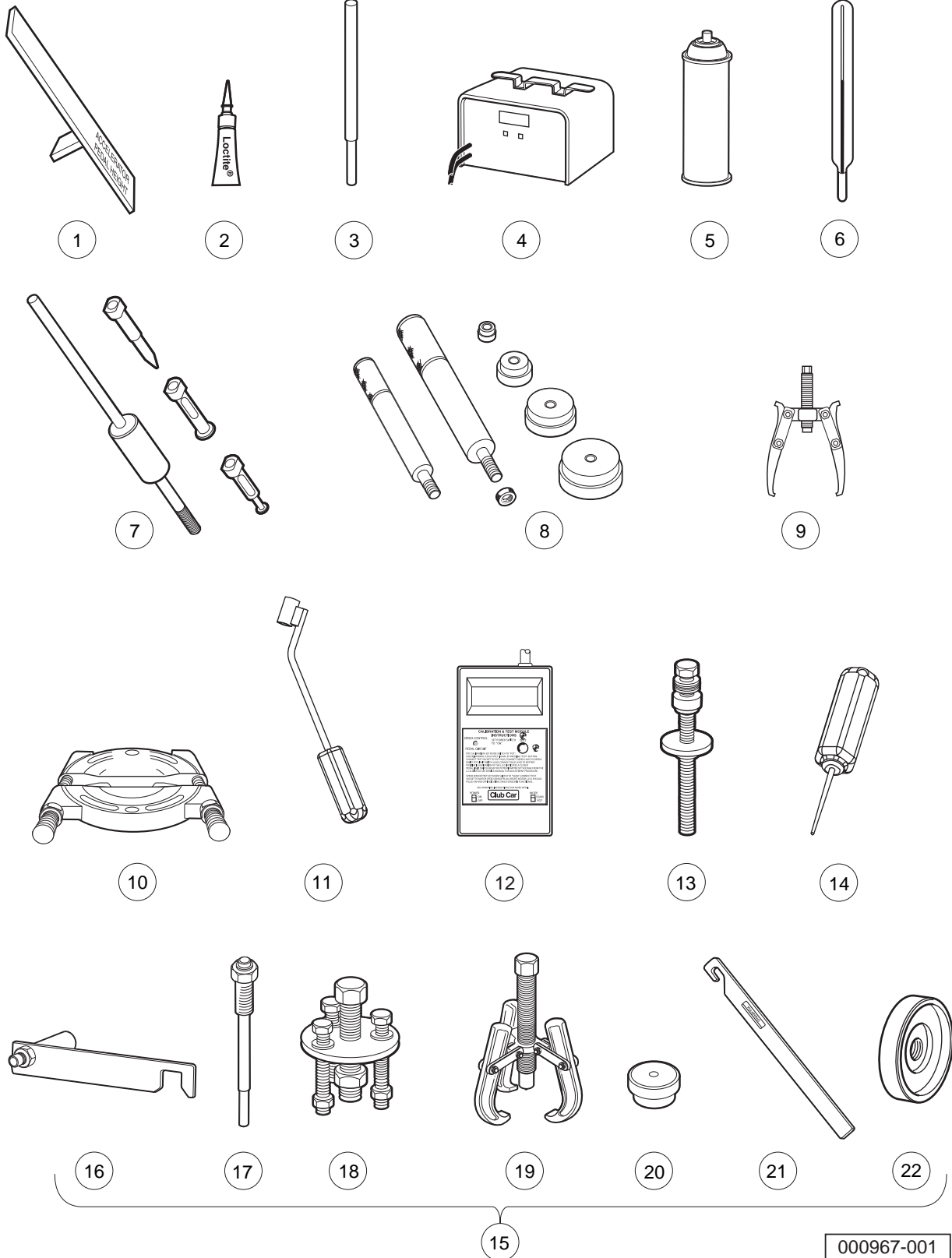
G

E

17

G

E




MAINTENANCE AND SERVICE TOOLS – GOLF

ITEM	PART NO.	DESCRIPTION	QTY GAS	QTY ELEC	17 G E
		1 2 3 4 The following tool list includes all tools available from Club Car for maintenance and service procedures for gasoline and electric golf cars, both past and present models. Be sure to carefully examine the tool list for applicability to your vehicle before ordering.			
1	101871001	Accelerator Pedal Adjustment Tool	1	1	
2	101813202	Adhesive, Guide Ring, 3-Gram Tube		1	
3	101641202	Arbor	1		
4	101831901	Battery Discharge Machine, 36/48 Volt		1	
5	1014305	Battery Terminal Protector Spray	1	1	
6	1011767	Battery Thermometer	1	1	
7	1016417	Bearing and Oil Seal Remover Assembly	1	1	
8	1016416	Bearing Driver Set	1	1	
9	1012811	Bearing Puller	1	1	
10	1012812	Bearing Puller Wedge Attachment	1	1	
11	102555501	Brake Cable Release Tool	1	1	
12	101887101	Calibration Test Module		1	
13	101808401	Cam Installation Tool	1		
14	102562401	Charger Bezel Tool		1	
15	1014510	Clutch Tool Kit (includes items 16 - 22)	1		
16	1014498	Clutch Alignment Tool (for pre-unitized transaxle vehicles built prior to 1997 model year)	1		
17	1014496	Drive Clutch Puller (for Kawasaki engines only)	1		
18	1014497	Drive Clutch Hub Puller (for Kawasaki engines only)	1		
19	1014508	Driven Clutch Cam Puller (for Kawasaki engines only)	1		
20	1014507	Driven Clutch Puller Plug (for Kawasaki engines only)	1		
21	1015524	Drive Clutch Holder Tool Assembly (for Kawasaki engines only)	1		
22	101809101	Press Weldment (for Kawasaki engines only)	1		
		Please refer to the maintenance and service manual for proper tool application.			

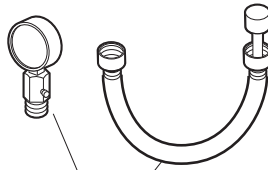
17

G

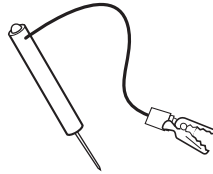
E



23



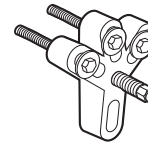
24



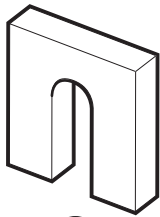
25



26



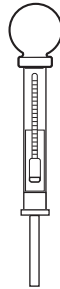
27



28



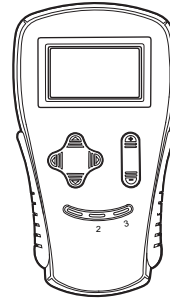
29



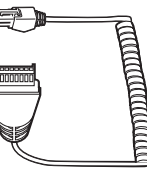
30



31



32

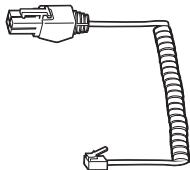


35

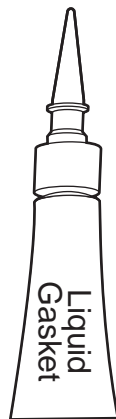


34

33



36



37



38



39

40



41

000968-001

MAINTENANCE AND SERVICE TOOLS – GOLF, CONTINUED

ITEM	PART NO.	DESCRIPTION	QTY GAS	QTY ELEC	17 G E
		1 2 3 4			
23	101831801	Communication Display Module		1	
24	101641002	Compression Gauge and Adapter	1		
25	1011273	Continuity Tester	1	1	
26	1012151	Dry Moly Lubricant	1	1	
27	1016627	Flywheel Puller Kit (for Kawasaki Engines)	1		
28	1016418	Gear Yoke	1	1	
29	101933101	Governor Shaft Installation Tool (for Kawasaki Engine Vehicles)	1		
30	1011478	Hydrometer	1	1	
31	1013593	Internal Retaining Ring Pliers	1	1	
32	102248803	IQ Display Module (IQDM) Kit (IQ System and IQ Plus vehicles) (includes items 54 and 55)		1	
33	102248804	IQ Display Module (IQDM-P) Kit (IQ System and IQ Plus vehicles) (includes items 54 and 55)		1	
34	102251501	Adaptor, Cable		1	
35	102241502	IQDM Series 2 Cable		1	
36	102241501	IQDM Series 1 Cable (replacement)		1	
37	101928701	Liquid Gasket (transaxle case)	1	1	
38	102243402	Moly-Teflon Lubricant (4-oz. (113-gram) tube)		1	
39	101997201	Paint, Touch-Up – Beige*	1	1	
39	101997207	Paint, Touch-Up – Black*	1	1	
39	101997212	Paint, Touch-Up – Burgundy*	1	1	
39	101997211	Paint, Touch-Up – Classic Blue (Navy)*	1	1	
39	101997205	Paint, Touch-Up – Dark Gray*	1	1	
39	101997209	Paint, Touch-Up – Dark Green*	1	1	
39	101997204	Paint, Touch-Up – Gray*	1	1	
39	101997203	Paint, Touch-Up – Red*	1	1	
39	101997206	Paint, Touch-Up – Royal Blue (Pacific Blue)*	1	1	
39	101997202	Paint, Touch-Up – White*	1	1	
40	102562301	Paint, Precedent Underbody – Gray	1	1	
41	102587201	Paint Pen, Touch-Up, Precedent Underbody – Black	1	1	
		 Please refer to the maintenance and service manual for proper tool application.			
		 * Item 39 is not for use on Surlyn® body material, which is used on Precedent vehicles.			


17

G

E



42




43



44



45



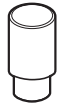
46



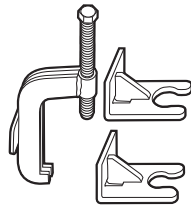
47



48



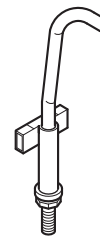
49



50



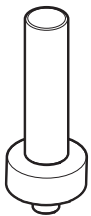
51



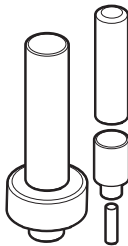
52



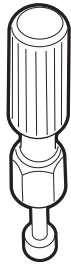
53



54



55



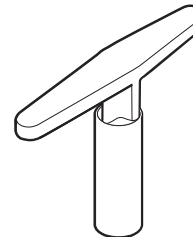
58



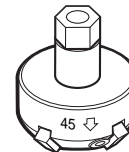
59



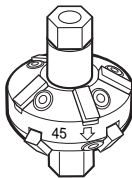
60



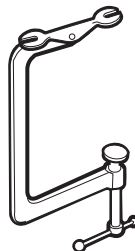
61



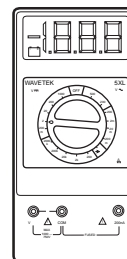
62



63



64



65

000969-001

MAINTENANCE AND SERVICE TOOLS – GOLF, CONTINUED

ITEM	PART NO.	DESCRIPTION	QTY GAS	QTY ELEC	17 G E
		1 2 3 4			
42	1016414	Piston Ring Compressor Kit (FE290, FE350 and FE400 engines)	1		
43	1016415	Piston Ring Pliers (for Kawasaki Engines)	1		
44	1012549	Retaining Ring Pliers, 45° External	1	1	
45	1012560	Retaining Ring Pliers, 90° Internal	1	1	
46	101823101	Safety First Card (50 per pack)	1	1	
47	1012809	Seal Puller	1	1	
48	1014264	Steering Column Bearing Press Tool	1	1	
49	1014259	Steering Column Retaining Ring Tool	1	1	
50	102061201	Steering Wheel Puller Tool	1	1	
51	AM10753	Tachometer (includes gasoline engine pick up lead only)	1		
52	102570401	Tool, Tensioning, Starter Generator (For Precedent vehicles)	1		
53	1014162	Transaxle Axle Seal Tool	1		
54	1014161	Transaxle Pinion Seal Tool	1		
55	1014115	Transmission Tool Kit	1		
56	101611003	Tune-Up Kit, DS (for FE290/350 Engines) (includes air filter, spark plug, oil filter, fuel filters) (not shown)	1		
57	AM1220301	Tune-Up Kit, Precedent (for FE290/350 Engines) (includes air filter, spark plug, oil filter, fuel filters) (not shown)	1		
58	1016413	Valve Clearance Adjuster Screw Holder (for FE290 engines only)	1		
59	101641201	Valve Guide Reamer (FE290, FE350, and FE400 only)	1		
60	1016552	Valve Seat Cutter Guide	1		
61	1016551	Valve Seat Cutter T-Wrench	1		
62	1016553	Valve Seat Cutter, 45° (32 mm diameter) (for FE290 engines only)	1		
63	1016554	Valve Seat Cutter, 45°/30° (35 mm diameter)	1		
64	101641101	Valve Spring Compressor	1		
65	1011480	Volt Ohm Meter	1	1	
Please refer to the maintenance and service manual for proper tool application.					

DID YOU KNOW?

CartPros directs you to the right part using the part numbers from this manual. Enter the part number into our search box and it will find the part you are looking for.

**GET STARTED
HERE**



<https://CartPros.com/f.html>

INDEX

Part Number and Page

	16-15	
AM10753 17-7	1012101 16-7, 16-9, 16-11, 16-13, 16-15	1013792 12-7
AM10079 6-3, 13-3	1012151 17-5	1013794 12-7, 15-3
AM10080 12-5	1012180 5-19, 5-21	1013924 4-3, 4-5, 7-15, 8-15
AM10081 12-5	1012181 5-19, 5-21, 5-23	1014007 12-3
AM10419 11-5	1012182 5-19, 5-21, 5-23	1014049 11-3
AM10682 2-3	1012285 9-11	1014050 11-3
AM1229401 5-3	1012295 6-25	1014051 11-3
AM1232301 7-5, 8-5	1012431 6-9	1014052 11-3
CCX8506 16-3, 16-5, 16-7, 16-13	1012505 6-3, 13-3	1014055 11-3
183 11-3, 12-3	1012528 10-3, 13-41, 13-43	1014056 11-3
332 10-3	1012549 17-7	1014057 11-3
334 7-15, 8-15, 11-3	1012560 17-7	1014058 11-3
451 10-3, 14-3, 14-5	1012565 5-3, 5-5	1014059 11-3
705 7-15, 8-15	1012566 5-3, 5-5	1014062 11-3
706 5-13, 5-17	1012571 1-23, 7-15, 8-15	1014063 11-3
808 11-3	1012594 6-9	1014065 6-9, 11-3
1241 6-23, 10-3	1012649 9-3	1014070 11-5
1242 4-7, 4-9, 6-23, 6-25	1012711 12-3	1014072 11-5
1624 6-23	1012714 12-5	1014078 11-5
7174 6-23, 9-11, 10-3, 14-3	1012740 12-5	1014080 11-5
7310 2-3, 2-5	1012741 12-5	1014089 6-9
7330 12-7, 15-3	1012747 12-5	1014115 17-7
7335 12-5, 15-3	1012748 12-5	1014145 6-9
7336 15-3	1012752 12-3	1014153 4-3, 4-5
7577 16-5, 16-7, 16-9, 16-11, 16-13, 16-15	1012809 17-7	1014161 17-7
7847 10-3, 16-13, 16-15	1012811 17-3	1014162 17-7
7893 6-25	1012812 17-3	1014201 14-3, 14-5
8057 6-9	1012830 6-23, 9-11, 10-3	1014207 12-7
8058 6-9	1012836 11-5	1014259 17-7
8233 12-3, 16-13, 16-15	1012896 12-3	1014264 17-7
8450 11-3	1012987 6-9	1014287 11-3
8639 13-29, 13-31, 13-33, 13-35	1013001 6-19	1014288 11-3
8717 6-9, 12-3	1013003 6-19	1014289 6-19
8745 5-13, 5-17	1013005 6-19	1014304 13-27, 13-29, 13-31, 13-33, 13-35
8754 6-23	101301102 6-19	1014305 17-3
8990 13-45, 16-13, 16-15	1013061 12-3	1014375 6-25
1010145 5-19, 5-21, 5-23	1013164 5-19, 5-21, 5-23	1014413 1-15, 9-13
1010434 1-11, 1-21, 1-29, 1-31, 1-33, 1-35, 1-37, 4-11, 4-13, 4-15, 4-17, 13-33, 13-35	1013589 6-9	1014453 11-3
1010577 7-15, 8-15	1013590 6-9	1014454 11-5
1010829 4-7, 4-9	1013591 6-9	1014496 17-3
1010850 4-3	1013593 17-5	1014497 17-3
1010934 14-3	1013609 6-25	1014498 17-3
1010954 6-9	1013687 9-3	1014507 17-3
1010984 2-3	1013700 9-11	1014508 17-3
1011273 17-5	1013734 10-3, 13-41, 13-43	1014510 17-3
1011291 12-7	1013746 9-3, 9-9	1014523 9-3
1011415 5-19, 5-21, 5-23	1013760 12-3	1014524 9-3
1011466 4-3	1013768 12-7	1014555 5-19, 5-21, 5-23, 13-27, 13-29, 13-31, 13-33, 13-35
1011478 17-5	1013769 12-7	1014727 6-9
1011480 17-7	1013770 12-7	1014807 6-9
1011697 5-3, 7-15, 8-15, 9-9, 9-11	1013771 12-7	1014902 1-33, 1-35, 1-37, 5-23
1011767 17-3	1013772 12-7	1014947 13-41, 13-43
1012030 5-13	1013773 12-7	1015064 6-9
1012098 16-3, 16-5, 16-7, 16-9, 16-11, 16-13,	1013774 12-7	1015137 9-3, 9-9
	1013787 12-7	1015139 9-3

INDEX

1015143	9-3	1016458	7-9, 8-9	1016579	7-5
101524002	6-23	1016467	7-7, 8-7	1016581	7-7, 8-7
1015332	7-3, 8-3	1016470	7-13, 8-13	1016582	9-9
1015524	17-3	1016472	7-11, 8-11	1016583	7-9, 8-9
1015649	7-3, 8-3	1016473	7-7, 8-7	1016584	7-11, 8-11
1015814	10-3	1016474	7-9, 8-9	1016585	9-5, 9-7
101584502	9-11	1016479	7-9, 8-9	1016586	7-5
1015914	16-3, 16-7, 16-9, 16-11, 16-13, 16-15	1016480	9-9	1016587	7-5, 8-5
1015917	16-7, 16-9, 16-13, 16-15	101648102	9-9	1016588	7-5, 8-5
1015932	6-23	101648203	7-7, 8-7	1016627	17-5
1015969	7-3, 8-3	1016483	7-9, 8-9	1016630	6-3
1016074	6-23	1016486	9-5, 9-7	1016663	5-5
1016103	9-9	1016489	7-9, 8-9	1016672	12-7
101611003	17-7	101649002	9-9	1016801	11-3
1016154	5-3, 5-5	1016494	7-11, 8-11	1016849	6-3, 13-3
101615602	5-5	1016496	7-11, 8-11	1016851	6-3, 13-3
1016201	11-3	1016497	7-5	1016883	6-23
1016203	11-3	1016499	9-5, 9-7	1016904	7-9, 8-9, 10-3
1016214	5-3, 5-5	1016501	9-5, 9-7	101705701	1-33, 1-35, 1-37, 3-9
1016219	5-5	1016502	7-7, 8-7	1017082	12-3
1016289	11-3	1016506	7-11, 8-11	1017187	16-13, 16-15
1016337	12-5	1016507	7-3, 8-3	1017189	16-13, 16-15
1016338	12-5	1016510	7-11, 8-11	1017231	12-3
101641002	17-5	1016513	12-3	1017235	1-33, 1-35, 1-37, 5-23
101641101	17-7	1016517	7-9, 8-9	1017434	7-9, 8-9
101641201	17-7	1016518	7-9, 8-9	1017435	7-9
101641202	17-3	1016519	7-9, 8-9	1017442	7-7, 8-7
1016413	17-7	1016521	7-11, 8-11	1017443	7-9, 7-11, 8-9
1016414	17-7	1016531	7-3, 8-3	1017444	7-9
1016415	17-7	1016535	7-11, 8-11	1017445	7-9, 8-9
1016416	17-3	1016537	7-7, 8-7	1017446	7-9
1016417	17-3	1016538	7-11, 8-11	1017447	7-11
1016418	17-5	1016539	7-3, 8-3	1017448	7-5, 8-5
101642575	9-5, 9-7	1016541	7-13, 8-13	101744901	7-13, 8-13
101642578	9-5, 9-7	1016542	8-9	101744902	7-13, 8-13
101642580	9-5, 9-7	1016544	7-5, 7-9, 7-11, 8-5, 8-9, 8-11	1017450	7-13, 8-13
101642582	9-5, 9-7	1016545	8-9	101745101	7-13, 8-13
101642585	9-5, 9-7	1016546	9-11	101745102	7-13, 8-13
1016429	7-7, 8-7	1016547	7-3, 7-13, 8-3, 9-9	1017453	7-13, 8-13
1016432	7-7, 8-7, 12-3	1016549	7-9, 8-9	1017454	7-9, 8-9
1016436	7-9, 8-9	1016551	17-7	1017455	7-5, 8-5
1016437	9-5, 9-7	1016552	17-7	1017456	7-7, 8-7
1016438	9-9	1016553	17-7	101745701	7-13, 8-13
1016440	7-9, 8-9, 9-9	1016554	17-7	101745702	7-13, 8-13
1016441	9-9	1016560	7-9, 8-9	1017458	7-7, 8-7
1016444	9-9	1016561	7-5, 8-5	1017460	7-7, 8-7
1016445	7-5	1016562	7-5, 7-13, 8-5, 8-11, 8-13	1017461	9-5, 9-7
1016449	7-9, 8-9	1016563	7-9, 8-9	1017463	7-5, 8-5
1016450	7-9, 8-9	1016564	7-11, 8-11	1017466	9-9
1016451	8-9	1016566	7-9, 8-9	1017468	7-5
1016452	7-9, 8-9	1016569	7-9, 8-9	1017471	7-13, 8-11, 8-13
1016453	8-11	1016570	7-7, 8-7	1017472	7-11, 8-11
1016454	7-11, 8-11	1016571	7-13, 8-13	1017473	7-9, 8-9
1016455	7-5, 8-5	1016572	9-9	1017474	7-3, 8-3
1016456	7-3, 7-5, 8-3	1016576	7-7, 8-7	1017475	7-3, 8-3
1016457	7-7, 8-7	1016578	7-5	1017476	7-3, 8-3

INDEX

1017486	7-3, 8-3	101823302	4-3	101865805	13-33, 13-35
1017487	7-11, 8-11	101823801	4-3, 4-5	101869302	6-19
1017490	7-5, 8-5	101823901	4-3, 4-5	101871001	17-3
1017500	7-3	101824001	4-3	101874901	6-19
1017501	7-13, 8-13	101824002	4-3	101875001	6-19
1017502	7-13, 8-13	101824401	9-3	101875101	6-19
1017503	7-13, 8-13	101825101	3-3, 3-5	101875102	6-19
1017504	7-11, 8-11	101827101	7-15, 8-15	101875201	6-19
1017507	7-7, 8-7	101828301	16-7	101875301	6-19
1017508	7-11, 8-11	101828501	16-7, 16-9, 16-13, 16-15	101875401	6-19
1017510	7-13, 8-13	101828601	16-5	101875501	6-19
1017512	7-13, 8-13	101828801	16-5, 16-7	101875601	6-19
1017513	7-11, 8-11	101828802	16-5, 16-7	101875701	6-19
1017514	7-11, 8-11	101828901	16-7, 16-9, 16-11	101875802	6-19
101751801	7-11, 8-11	101828902	16-7, 16-9, 16-11	101876001	6-19
101751802	7-11, 8-11	101828903	16-7	101876202	6-19
101751803	7-11, 8-11	101828904	16-5	101876301	6-19
1017653	6-19	101828905	16-5	101876402	6-19
1017686	11-5	101828906	16-5	101876501	6-19
1017689	10-3	101829001	16-13, 16-15	101877601	6-19
101769302	2-3	101830701	6-3, 13-3	101877701	6-19
101773301	7-13, 8-13	101831101	16-7	101878101	6-19
101773302	7-13, 8-13	101831401	13-27	101879001	6-19
101773303	7-13, 8-13	101831503	16-9	101884801	7-15, 8-15
101773304	7-13, 8-13	101831504	16-9	101886101	12-3
101773305	7-13, 8-13	101831701	16-9	101887101	17-3
101773306	7-13, 8-13	101831702	16-9	101887601	7-3, 8-3, 9-9
101773307	7-13, 8-13	101831801	17-5	101889401	12-5
101773308	7-13, 8-13	101831901	17-3	101890001	12-5
101773309	7-13, 8-13	101832001	13-27, 13-29, 13-31, 13-33, 13-35	101890101	12-3
101773310	7-13, 8-13	101832202	9-11	101890201	12-3
101773311	7-13, 8-13	101832302	9-11	101890501	12-3
101791101	4-3, 4-5	101832601	7-15, 8-15	101890601	12-3
101795701	13-27	101832701	7-15, 8-15	101890901	12-7
101797701	13-29, 13-33	101833101	7-15, 8-15	101891001	12-7
101797801	13-29, 13-31, 13-33, 13-35	101833401	11-5	101891301	12-3
101802201	16-7	101833601	12-3	101891401	12-7
101802202	16-7	101833701	6-19	101891501	12-7
101802203	16-7	101833902	11-3	101891601	12-5
101802204	16-5	101834001	11-5	101891901	12-5
101802205	16-5	101834502	6-3, 13-3	101892001	12-5
101802206	16-5	101834601	7-15, 8-15	101892201	12-5
101808401	17-3	101834801	12-3	101892301	12-5
101809101	17-3	101836201	11-5	101892401	12-5
101811401	1-15, 9-13	101837301	6-23	101892501	12-5
101813202	17-3	101838201	16-9, 16-15	101892601	12-5
101815501	4-3, 4-5	101838301	16-9, 16-15	101892701	12-7
101815502	4-3, 4-5	101838401	16-9, 16-11, 16-15	101892901	12-3
101816301	4-3	101838501	16-9	101893201	12-5
101816501	4-3, 4-5	101838601	16-9, 16-11, 16-15	101893801	12-3
101816502	4-3, 4-5	101838701	16-9, 16-13, 16-15	101893901	12-5
101819701	16-7, 16-13	101841701	16-13	101895401	15-3
101820201	9-9	101841901	16-13, 16-15	101895501	15-3
101823101	17-7	101851101	6-3, 13-3	101896501	6-19
101823201	4-3, 4-5	101856001	13-25	101897001	15-3
101823301	4-3	101856201	1-15, 9-13	101897201	15-3

INDEX

101897401	15-3	101972002	17-5	102274001	16-5
101897601	15-3	101972003	17-5	102279001	1-23
101898001	6-25	101972004	17-5	102279104	1-23
101903601	15-3	101972005	17-5	102287101	5-11, 5-15
101903701	15-3	101972006	17-5	102287201	5-13
101905901	9-5	101972007	17-5	102287301	5-11
101906901	15-3	101972009	17-5	102287601	5-11, 5-15
101908401	13-25	101972011	17-5	102287701	5-11, 5-15
101908701	13-41, 13-43	101972012	17-5	102287901	5-13
101909201	7-5	101972101	15-3	102288101	5-11, 5-13, 5-15, 5-17
101909301	7-5	101972201	15-3	102288201	5-13, 5-17
101909401	7-5	101973101	9-5, 9-7	102288401	5-13, 5-17
101909501	7-5	101973301	9-5, 9-7	102288601	5-9
101910501	12-7	101973401	9-9	102288901	5-11, 5-15
101914401	16-7, 16-9, 16-13, 16-15	101973501	16-11	102289001	5-9
101916001	7-13	101976601	16-11	102289101	5-13, 5-17
101916101	7-3, 8-3	101979101	6-9	102289201	5-13, 5-17
101916201	7-5	101980801	12-5	102289401	5-11, 5-15
101916301	7-5, 8-5	101980901	12-5	102289501	5-11, 5-13, 5-15, 5-17
101916701	6-23, 11-3	101981001	12-5	102289601	5-11, 5-15
101920101	13-7, 14-3, 14-5	101987501	16-11	102289701	5-11, 5-15
101922101	15-3	101990802	4-7	102289801	5-13, 5-17
101922201	15-3	102003201	9-3	102289901	5-11, 5-15
101923001	15-3	102022601	5-9	102290120	5-7
101923201	15-3	102031901	12-7	102292201	4-11, 4-13, 4-15, 4-17
101923301	15-3	102061201	17-7	102292356	1-9, 1-11, 1-13, 13-27, 13-29, 13-31, 13-33, 13-35
1019233501	15-3	102065901	7-15, 8-15	102292701	1-11, 1-13, 1-23
101923701	15-3	102186001	14-3, 14-5	102292801	4-7, 4-9
101923901	15-3	102186101	14-3, 14-5	102296020	1-5, 5-3, 6-25, 9-3, 9-13
101925601	11-3	102186201	14-3, 14-5	102296040	6-9, 6-25
101926901	12-3	102186301	14-3, 14-5	102296140	1-25, 1-27
101927101	12-3	102186401	14-3, 14-5	102296401	1-25, 1-27
101927201	12-3	102186701	14-3, 14-5	102296530	1-21, 1-29, 1-33, 1-35, 1-37
101927301	12-3	102186901	14-3, 14-5	102296601	1-11, 1-23
101927501	12-5	102187001	14-3	102296716	13-41, 13-43
101927601	12-5	102187101	14-3, 14-5	102296819	1-9
101927701	12-5	102187201	14-3, 14-5	102296920	1-11, 6-9, 13-25
101927901	12-5	102196901	13-3	102297001	1-9
101928001	12-5	102235201	14-3, 14-5	102297125	1-21, 9-13
101928101	12-5	102240501	13-41, 13-43	102297230	1-23
101928301	12-7	102241501	17-5	102297901	4-7, 4-9
101928601	12-3	102241502	17-5	102298020	1-11, 1-13, 13-27, 13-29, 13-31, 13-33, 13-35, 13-41, 13-43
101928701	12-3, 15-3, 17-5	102242101	11-5	102298030	1-15, 1-17, 1-23, 1-29, 4-11, 4-13, 4-15, 4-17
101929802	11-3	102243402	17-5	102298116	5-7
101933101	17-5	102243403	14-3, 14-5	102298130	5-7
101936801	13-7	102248803	17-5	102298170	5-19, 5-21, 5-23
101939901	6-19	102248804	17-5	102298185	5-19, 5-21, 5-23
101942301	14-3, 14-5	102251501	17-5	102298240	1-21, 1-23, 1-29
101953802	7-3	102273201	16-5	102298401	1-3, 1-25, 1-27, 5-19, 5-21, 5-23
101956201	16-11	102273301	16-5	102298580	1-23
101956202	16-11	102273401	16-5	102298601	1-23, 1-31
101958201	16-11	102273501	16-5	102298716	1-11, 1-13, 1-23
101958301	16-11	102273601	16-5	102298720	1-29, 1-31, 1-33, 1-35, 1-37
101960501	3-3	102273701	16-3, 16-5		
101963401	7-15, 8-15	102273801	16-3, 16-5		
101964201	13-31, 13-35	102273901	16-3, 16-5		
101972001	17-5				



INDEX

102298745	1-31, 1-33, 1-35, 1-37	102503222	1-21, 1-29, 1-35	102521901	1-11, 1-13
102299065	1-7, 1-25, 1-27	102503224	1-21, 1-29, 1-37	102522601	2-3
102299360	1-25, 1-27	102503225	1-21, 1-29	102522604	2-3
102299601	1-25, 1-27	102503901	1-21	102522605	2-3
102302504	1-11	102504001	1-21	102522609	2-3
102302604	1-11	102504201	1-21	102522901	6-3, 13-3
102304801	7-9, 8-9	102504301	1-21	102523901	1-11
102336001	9-11	102504501	1-21	102526201	12-3
102353201	5-13, 5-17	102504802	1-11, 1-13	102531001	1-31, 1-33, 1-35, 1-37
102353301	5-13, 5-17	102505701	5-11, 5-15	102531402	1-31, 1-33, 1-35, 1-37
102353401	5-13, 5-17	102506201	5-19, 5-21, 5-23	102531501	1-29, 1-33, 1-35, 1-37
102355301	6-25	102506301	5-19, 5-21, 5-23	102531601	1-31, 1-33, 1-35, 1-37
102356601	15-3	102506401	5-19, 5-21, 5-23	102531701	1-29, 1-33
102356801	15-3	102506601	5-19, 5-21, 5-23	102531702	1-29, 1-35
102357001	15-3	102507101	5-7	102531704	1-29, 1-37
102357701	5-13, 5-17	102508202	1-17	102534001	13-27
102400002	1-25, 1-27	102508401	13-25	102534201	1-3, 1-31, 1-33, 1-35, 1-37
102400102	1-25, 1-27	102508601	13-3	102534404	1-5
102400202	1-7	102508701	13-3	102534801	1-33, 1-35, 1-37, 5-23
102400302	1-7	102508901	1-27	102536601	6-3, 13-3
102430901	7-13, 8-11, 8-13	102508902	1-25	102536602	6-3
102431001	7-11	102509301	5-21	102536603	13-3
102453001	12-5	102510001	13-3	102536604	6-3
102453101	12-5	102511101	13-25	102536605	13-3
102491501	13-27, 13-29, 13-31, 13-33, 13-35	102511301	13-27	102537801	5-3
102500101	4-11	102511302	13-27	102538101	3-3, 5-3
102500501	1-23	102511601	1-27	102538201	3-5, 5-3
102500601	1-23	102511602	1-25	102538601	13-25
102500801	4-11, 4-13, 4-15, 4-17	102511702	1-15	102540301	7-15, 8-15
102501402	1-23	102512001	6-9	102540601	2-5
102501501	1-5	102512401	1-25, 1-27	102540701	2-5
102502301	1-23	102513001	5-19	102540801	5-3
102502302	1-23	102513102	9-11	102540901	3-3
102502304	1-23	102513301	1-25, 1-27	102541425	1-29, 1-33, 1-35, 1-37, 16-13, 16-15
102502305	1-23	102513501	1-25, 1-27	102543902	1-7
102502306	1-23	102513701	9-3	102544201	1-7, 1-25, 1-27
102502307	1-23	102514201	9-3	102544901	1-33, 1-35, 1-37, 5-23
102502308	1-23	102514401	1-15, 9-13	102545601	1-23
102502309	1-23	102514601	6-9	102545602	1-23
102502311	1-23	102515001	6-3, 6-7	102546901	16-13
102502313	1-23	102515101	6-3	102546902	16-15
102502401	1-5	102515301	6-9	102547201	16-13, 16-15
102502402	1-5	102515401	12-3	102551701	1-21, 16-13, 16-15
102502404	1-5	102515501	6-9	102551901	4-7, 4-9
102502405	1-5	102515601	6-9	102552001	4-7, 4-9
102502406	1-5	102516901	1-17	102554901	6-9
102502407	1-5	102517001	1-21	102555501	17-3
102502408	1-5	102517801	3-3	102555901	3-5
102502409	1-5	102517901	3-3	102556701	2-5
102502411	1-5	102518001	3-5	102556801	2-5
102502413	1-5	102519201	3-3	102557201	1-9
102502501	1-5	102519301	3-3, 3-5	102557501	4-7
102502601	1-5	102520701	1-27	102557502	4-7
102502901	1-23	102520702	1-25	102557801	2-3
102503001	1-23	102521301	9-13	102558201	9-13
102503221	1-21, 1-29, 1-33	102521401	9-13	102558301	9-13



INDEX

102558401	9-13	102589901	6-9	103196001	1-25, 1-27
102558501	9-13	102590001	13-11, 13-15	103199301	1-25, 1-27
102558601	9-13	102591901	3-7	103200301	1-25, 1-27
102558701	9-13	102594101	2-3	103205101	1-25, 1-27
102558801	4-11	102594301	4-7, 4-9	103209501	5-7
102558901	4-11	102594801	4-13, 4-15, 4-17	103210101	1-25, 1-27
102559001	4-11	102594901	4-13, 4-15, 4-17	103226201	13-37, 13-39
102559101	4-11	102595015	4-13	103226301	13-37, 13-39
102559301	4-11	102595021	4-15, 4-17	103226401	13-37, 13-39
102559401	4-11, 4-13, 4-15, 4-17	102595101	9-11	103226601	13-37, 13-39
102559601	4-11	102595201	4-13, 4-15, 4-17	103226701	13-37, 13-39
102559701	4-11, 4-13, 4-15, 4-17	102595301	4-13, 4-15, 4-17	103238501	3-7
102562101	1-23	102595401	4-13, 4-15, 4-17	103327601	1-21
102562301	17-5	102595502	4-13	103327901	13-7
102562401	17-3	102595601	13-5	103330601	1-3
102562701	1-19	102595701	4-13, 4-15, 4-17	103339901	16-13, 16-15
102562801	1-19	102595901	4-13, 4-15, 4-17	103344301	4-11
102562901	1-19	102596001	4-13, 4-15, 4-17	103345701	11-3
102563101	4-11, 13-7	102596301	4-15, 4-17	103347101	6-21
102564901	5-9	102628201	6-21	103347301	6-21
102565101	5-9	102704701	14-3, 14-5	103347601	6-21
102565201	5-9	102704801	14-3, 14-5	103347701	6-21
102565301	5-9	102704901	14-3, 14-5	103347801	6-21
102565401	5-9	102705001	14-3	103347901	6-21
102565701	5-9	102711001	6-21	103357701	13-27, 13-29, 13-31, 13-33, 13-35
102565801	5-9	102753401	7-9	103358501	13-27
102565901	5-9	102771701	15-3	103367901	13-41, 13-43
102566001	5-9	102803301	6-25	103368301	13-27, 13-29, 13-31, 13-33, 13-35
102566101	5-9	102806201	13-41	103368401	13-27, 13-29, 13-31, 13-33, 13-35
102568701	1-21	102806203	13-41	103374801	13-29, 13-31, 13-33, 13-35
102569304	2-3	102838401	7-5, 8-5	103374901	13-15
102569309	2-3	102838701	6-21	103375301	13-27, 13-29, 13-31, 13-33, 13-35
102570401	17-7	102838801	6-21	103375401	13-27
102570901	1-33	102838901	6-21	103375501	13-27, 13-29, 13-31, 13-33, 13-35
102570902	1-35	102839001	6-21	103375701	13-11, 13-15, 13-19, 13-23
102570904	1-37	102839301	6-21	103375702	13-11, 13-15, 13-19, 13-23
102571202	13-33, 13-35	102841101	6-21	103376001	13-27, 13-29, 13-31, 13-33, 13-35
102571301	5-3	102844401	6-21	103379601	6-9
102572201	1-29, 1-33, 1-35, 1-37	102844501	6-21	103380201	4-5
102572401	13-3	102844601	6-21	103380202	4-5
102573101	1-29, 1-33, 1-35, 1-37	102844701	6-21	103384601	3-7
102574801	1-29, 1-33, 1-35, 1-37	102865101	9-3	103384701	3-7
102574901	1-29, 1-33, 1-35, 1-37	102878101	5-13	103384801	3-7
102575101	1-29, 1-33, 1-35, 1-37	102878201	5-13, 5-17	103386201	8-3
102575201	1-29, 1-33, 1-35, 1-37	102886301	15-3	103388501	5-15
102584701	1-31, 1-33, 1-35, 1-37	102886401	15-3	103395401	13-39
102584801	1-31, 1-33, 1-35, 1-37	102886501	15-3	103395402	13-37
102585901	10-3	102886601	15-3	103395501	13-39
102586201	6-13	102915601	1-9	103395503	13-37
102587201	17-5	102940801	16-13, 16-15	103395701	13-39
102587501	4-11	102952202	9-3	103397901	16-7, 16-13
102588301	9-13	102956201	5-11, 5-13, 5-15, 5-17	103402701	1-9
102588501	5-19, 5-21, 5-23	102956401	13-37	103403201	13-41
102588601	5-11, 5-15	102958001	13-37, 13-39	103403402	13-43
102588701	4-11	102967901	1-23	103403501	13-23
102588901	4-11	102973801	5-13	103414901	16-7, 16-13

INDEX

103421801 13-11, 13-15, 13-19, 13-23
103423001 1-19
103423002 1-19
103423004 1-19
103428501 16-3
103428601 16-3
103428701 16-3
103428801 16-3
103429001 16-3
103429101 16-3
103429201 16-3
103429301 16-3
103429501 16-3
103429601 16-3
103429701 16-3
103434001 16-3
103439901 16-3
103446601 13-43
103447901 1-19
103449501 13-45
103449601 13-45
103459101 2-3
103483102 4-5
103483201 4-5
103483401 4-5
103483601 4-5
103483701 4-5
103496801 6-25
103496901 13-11
103499101 16-3
103499102 16-3
103499103 16-3
103514801 13-19
103524501 9-7
103528701 4-9
103528702 4-9
103535001 4-9
103536501 6-17
103540101 1-13
103572501 14-5
103615001 14-5
103615601 8-9
103615701 8-9
103615801 8-13
103615901 8-11
103616201 8-13
103616301 8-9
103616401 8-11
103616501 8-5
103616601 8-5
103616701 8-5
103616801 8-5
103638601 5-17
103638701 5-17
103638702 5-17
103638801 5-17

103639401 13-41, 13-43
103647401 13-29, 13-31, 13-33, 13-35
103647402 13-29, 13-31, 13-33, 13-35
103647403 13-29, 13-31, 13-33, 13-35
103678001 1-13
103678101 1-13
103682701 13-7
103683101 13-7
103711001 5-17
103744901 13-7
103745001 13-7
103760701 4-13, 4-15, 4-17, 13-5
96704416 7-15, 8-15

A

A-arm, three-piece 5-15
absorber, front shock 5-11, 5-15
absorber, rear shock 5-19, 5-21, 5-23
AC cord 16-3, 16-5, 16-7, 16-9, 16-11, 16-13, 16-15
AC cord bushing 16-3, 16-5
AC cord receptacle 16-11
accelerator cable 9-11
accelerator pedal 4-11, 4-15, 4-17
accelerator pedal adjustment tool 17-3
accelerator pedal pad 4-11
access panel 1-23
adapter
 cable (IQDM) 17-5
 MCOR 13-7
adhesive, guide ring 17-3
adjuster, lash 7-11
air filter 9-13
air filter canister evacuation valve 9-13
air intake assembly 9-13
air intake cover 9-13
air intake hose 9-13
AM1220301 17-7
ammeter 16-3, 16-5, 16-7, 16-9, 16-11, 16-13, 16-15
arbor 17-3
arm
 governor 12-3
 pivot 12-3
 rocker 7-9, 8-9
armature 6-19, 14-3, 14-5
armature conversion kit 6-19
armrest 1-19, 1-29, 1-33, 1-35, 1-37
assembly
 armature 6-19
 axle 12-7
 brake lever 4-3, 4-5
 brush connector 6-19
 brush holder 6-19, 6-21
 carburetor 9-5
 connecting rod 7-13, 8-13

cylinder head 7-9, 8-9
drive hub 11-3
driven clutch 11-5
driven clutch fixed-face 11-5
field coil 6-19
float 9-5, 9-7
frame and field (motor) 14-3, 14-5
fuel tank vent 9-3
governor 12-5
idle screw 9-5, 9-7
moveable-face 11-3, 11-5
pilot air screw 9-5, 9-7
plug cap 7-5, 8-5
score card plate 5-5
secondary clutch weight 11-3

axle 12-7, 15-3
axle shaft oil seal 12-7, 15-3
axle tube 15-3

B

backing plate, brake 4-3, 4-5
backrest 1-21, 1-29, 1-33, 1-35, 1-37
bag hoop 1-21
bag strap 1-21
bag strap buckle 1-21
ball bearing 5-9, 6-21, 7-11, 8-11
ball joint 5-9
ball stud 6-9
ball, shifter 12-5
ball, steel pressure relief 7-7, 8-7
band, RPM limiter mount 7-5
bar, drive 13-7
barb, vent 9-3
barrel, plastic 1-11, 1-21, 1-29, 1-31, 1-33, 1-35, 1-37, 4-11, 4-13, 4-15, 4-17, 13-33, 13-35
battery
 (gasoline vehicle) 6-25
 8-volt, T875 13-29, 13-33
 8-volt, Trojan T890 13-31, 13-35
battery bucket 13-27, 13-29, 13-31, 13-33, 13-35
battery cap, 6-volt 13-27
battery cap, 8-volt 13-29, 13-31, 13-33, 13-35
battery charger 16-3, 16-5, 16-7, 16-9, 16-11
battery charger case 16-5, 16-7, 16-9, 16-11, 16-13, 16-15
battery charger handle 16-5
battery charger transformer 16-5, 16-7, 16-9, 16-11, 16-13, 16-15
battery charger wire harness 13-11, 13-15, 13-19, 13-23
battery charger, onboard, 48-volt 16-13
battery charger, onboard, international 16-15
battery clamp 6-25
battery cross rod tube 13-27, 13-29, 13-31, 13-33, 13-35
battery discharge machine 17-3

INDEX

- battery hold-down 13-27, 13-29, 13-31, 13-33, 13-35
- battery light 13-3
- battery seperator 13-27
- battery terminal protector spray 17-3
- battery thermometer 17-3
- battery, 12-volt, Trojan T1275, moist 13-27
- battery, 12-volt, Trojan T1275, wet 13-27
- bead, ferrite 13-45
- bearing 15-3
 - ball 5-9, 6-21, 7-11, 8-11
 - ball (motor) 14-3, 14-5
 - idler 11-3
 - inner axle tube 12-7, 15-3
 - needle 12-5
 - outer axle tube 12-7
- bearing and oil seal remover 17-3
- bearing driver set 17-3
- bearing puller 17-3
- bearing puller wedge 17-3
- beauty panel, front 1-5
- beauty panel, rear 1-23
- bellows, steering 5-9
- belt, drive 11-3
- belt, starter/generator 6-23, 11-3
- belt, V 6-23, 11-3
- bezel, FNR 6-9
- body kick plate 1-15, 1-17
- body, under 1-23
- bolt
 - battery, "S" hold-down 13-27, 13-29, 13-31, 13-33, 13-35
- bolt, U- 1-33, 1-35, 1-37, 5-23
- boot, switch 13-25
- bottom, seat 1-19
- bracket
 - accelerator cable 9-11
 - adjustable starter/generator 6-23
 - canopy support 1-25, 1-27
 - equalizer 4-7, 4-9
 - governor cable 9-11
 - jounce bumper 1-33, 1-35, 1-37, 5-23
 - muffler mounting 10-3
 - oil filter mount 7-7, 8-7
 - oil level switch 7-11, 8-11
 - relay mounting 16-9, 16-13, 16-15
 - RPM limiter 7-5
 - seat hinge 1-19
 - shock absorber 5-19, 5-21, 5-23
 - shock mounting 5-19, 5-21, 5-23
 - snubber 7-15, 8-15
 - starter/generator mounting 6-23
 - throttle spring return 9-9
- bracket, clamshell 1-11, 1-13
- brake adjusting mechanism 4-3, 4-5
- brake backing plate 4-3, 4-5
- brake cable 4-7, 4-9
- brake cable release tool 17-3
- brake cluster 4-3, 4-5
- brake drum 4-3, 4-5
- brake lever 4-3, 4-5
- brake pedal 4-11, 4-15, 4-17
- brake pedal pad 4-11
- brake return spring 4-11
- brake rod 4-11, 4-13, 4-15, 4-17
- brake self-adjusting mechanism 4-3, 4-5
- brake shoe 4-3, 4-5
- brake spring 4-3, 4-5
- breaker, circuit 16-3, 16-5, 16-7, 16-9, 16-11, 16-13, 16-15
- breather 12-3, 15-3
- brow 1-5
- brow cap 1-5
- brush 14-3, 14-5
- brush and screw set 6-19
- brush box assembly 14-3, 14-5
- brush connector 6-19
- brush cover kit, starter/generator 6-19, 6-21
- brush holder 6-19, 6-21
- brush inspection port cover 6-19, 6-21
- brush plate
 - starter/generator 6-19, 6-21
- brush port cover 6-19
- brush rigging 14-3, 14-5
- brush spring 6-21, 14-3, 14-5
- brush spring set 6-19, 6-21
- brush spring, starter/generator 6-19, 6-21
- brush terminal, starter/generator 6-19, 6-21
- bucket, battery 13-27, 13-29, 13-31, 13-33, 13-35
- buckle, bag strap 1-21
- bumper 1-3
 - drive unit (motor) 14-3, 14-5
 - jounce 1-33, 1-35, 1-37, 5-23
 - jounce, bracket 1-33, 1-35, 1-37, 5-23
- bushing 5-11, 5-13, 5-15, 5-17, 5-19, 5-21, 5-23, 11-3
 - AC cord 16-3, 16-5
- button, drive 11-5
- buzzer, reverse 6-3, 13-3
- C**
- cable
 - accelerator 9-11
 - brake 4-7, 4-9
 - FNR shifter 6-9
 - governor 9-11
 - IQDM 17-5
- cable support bracket 6-9
- calibration test module 17-3
- cam
 - driven clutch 11-5
 - neutral lockout 6-9
- cam installation tool 17-3
- camshaft 7-11, 8-11
- camshaft shim 7-11, 8-11
- canopy 1-25, 1-27
- canopy bracket 1-23
- canopy cover 1-7, 1-25, 1-27
- canopy drain cover 1-25, 1-27
- canopy handle 1-25, 1-27
- canopy support 1-25, 1-27
- cap
 - battery, 6-volt 13-27
 - battery, 8-volt 13-29, 13-31, 13-33, 13-35
 - dust 13-3
 - front hub 5-13, 5-17
 - fuel tank 9-3
 - key switch 6-3, 13-3
 - plug 7-5, 8-5
- cap, SAM 1-7
- Carburetor 9-7
- carburetor 9-5
- carburetor gasket 9-9
- carburetor insulator 9-9
- carburetor mounting gasket 9-9
- card, safety first 17-7
- case
 - battery charger 16-5, 16-7, 16-9, 16-11, 16-13, 16-15
 - differential gear 12-7
 - gear 12-3, 15-3
 - rocker 7-9
- case, charger 16-3
- CE mark battery bucket plug kit 13-33, 13-35
- CE mark controller 13-41
- CE mark decal 13-33, 13-35
- CE mark diode, tow switch 13-11, 13-15
- CE mark ferrite bead, Fair-rite 13-45
- CE mark ferrite bead, TDK 13-45
- charger bezel tool 17-3
- charger board relay 16-3
- charger case 16-3
- charger hardware 16-3
- charger legs 16-3
- charger wires 16-3
- charger, battery, onboard, 48-volt 16-13
- charger, battery, onboard, international 16-15
- charger, battery, PD2 16-5
- charger, battery, PD3 16-3
- charger, battery, PowerDrive 16-7
- choke botton rod 1-15, 9-13
- choke lever 1-15, 9-13
- circuit breaker 16-3, 16-5, 16-7, 16-9, 16-11, 16-13, 16-15
- clamp
 - battery 6-25
 - cable retaining 9-11

INDEX

hose 9-3, 9-9
leaf spring 5-13, 5-17
muffler hose 10-3
clamshell bracket 1-11, 1-13
clip, body trim 1-11, 1-13, 1-23
clip, score card 5-3, 5-5
cluster idler gear 12-5
cluster, brake 4-3, 4-5
clutch alignment tool 17-3
clutch pulley 11-3
clutch repair kit 11-5
clutch tool kit 17-3
clutch weight 11-3
clutch, drive 11-3
clutch, driven 11-5
coil, field 6-19
coil, ignition 7-5
collet 7-9, 8-9
column, steering 5-7
comfort grip steering wheel kit 5-3
communication display module 17-5
compression gauge 17-5
compression spring 1-15, 9-13
compressor, piston ring 17-7
compressor, valve spring 17-7
computer, v 3.0 onboard 13-41
computer, v 4.0 onboard 13-43
connecting rod 7-13, 8-13
connector tube, handrail 1-29, 1-33, 1-35, 1-37
connector, 9-pin 6-3, 6-7, 13-3
connector, a- 6-19
continuity tester 17-5
control arm
 A-arm 5-11
control board 16-13, 16-15
controller mounting plate 13-41, 13-43
controller shield 13-41, 13-43
controller, motor speed 13-41
 Excel 13-43
controller, motor speed (CE) 13-41
cord connector 7-11, 8-11
cord reel 16-13, 16-15
cord set, DC 16-3, 16-5
cord, AC 16-3, 16-5, 16-7, 16-9, 16-11, 16-13, 16-15
cord, DC 16-7, 16-9, 16-11, 16-13, 16-15
counterbalance guide shaft 7-13, 8-13
counterbalance weight 7-13, 8-13
coupler, SPWS 13-37, 13-39
cover
 4-passenger underbody 1-29, 1-33, 1-35, 1-37
 air intake 9-13
 brush inspection port 6-19, 6-21
 brush port 6-19
 canopy drain 1-25, 1-27

crankcase 7-11, 8-11
dust 4-3, 4-5
oil pump 7-7, 8-7
steering column 5-3
cover plate 14-3, 14-5
crankcase 7-13, 8-13
crankcase cover 7-11, 8-11
crankcase vent tube 9-9
crankshaft 7-13, 8-11, 8-13
crankshaft rod 7-13, 8-11, 8-13
crankshaft shim 7-13, 8-13
current limiter 16-11
cushion, shock absorber 5-19, 5-21, 5-23
cutter, valve seat 17-7
cylinder head 7-9, 8-9

D

damper, RPM limiter 7-5
dash support assembly 5-11, 5-15
DC cord 16-7, 16-9, 16-11, 16-13, 16-15
DC cord set 16-3, 16-5
decal
 battery tag 3-7
 battery weight warning 3-7
 CE mark 13-33, 13-35
 Club Car clip 3-3
 four-passenger warning 1-33, 1-35, 1-37, 3-9
 frame ground warning 3-3
 gas and governor warning 3-3
 IR/Club Car 1-11
 on/off 3-3, 3-5
 operating instructions 3-3, 3-5, 5-3
 operating instructions (electric) 3-5, 5-3
 operating instructions (gas) 3-3, 5-3
 private speed mode 3-5
 rollover warning 3-3, 3-5
 rotating parts 3-3
 Run/Tow warning 3-7
 warning 3-7
 warning, battery weight 3-7
 warning, Run/Tow 3-7
 water exposure 3-7

DF-terminal insulator 6-19
differential drive unit 15-3
differential gear 12-7, 15-3
differential gear case 12-7
differential housing 15-3
differential idler gear 12-7
differential pin 12-7
diode, rectifier 16-5
diode, tow switch 13-11, 13-15
dipstick 7-3, 8-3
drain channel 1-9
drain plug 7-7, 8-7
drain plug gasket 7-7, 8-7, 12-3

drain plug, rubber 6-21
drive bar 13-7
drive belt 11-3
drive button 11-5
drive clutch 11-3
drive clutch button 11-3
drive clutch fixed-face 11-3
drive clutch holder tool 17-3
drive clutch hub puller 17-3
drive clutch puller 17-3
drive clutch spring 11-3
drive clutch weight 11-3
drive hub 11-3
drive unit bumper 14-3, 14-5
driven clutch 11-5
driven clutch button 11-5
driven clutch cam 11-5
driven clutch cam puller 17-3
driven clutch fixed-face assembly 11-5
driven clutch puller plug 17-3
driver, drive clutch 11-3
drum, brake 4-3, 4-5
dry moly lubricant 17-5
dust cap 13-3
dust cover 4-3, 4-5
dust seal 5-9

E

eccentric adjustment screw 5-13, 5-17
end bell, commutator 6-19
end bell, output shaft 6-19
end cap, motor 14-3, 14-5
end, tie rod 5-9
engine mounting plate 7-15, 8-15
engine shroud 7-3, 8-3
engine, FE350 S11 7-3
engine, FE350 S26 8-3
equalizer 4-7, 4-9
exhaust system 10-3
exhaust valve 7-9, 8-9

F

face, moveable 11-3, 11-5
fan housing 7-3, 8-3
fan shroud 7-3, 8-3
fan, flywheel 7-5, 8-5
fascia 1-5
ferrite bead (CE), Fair-rite 13-45
ferrite bead (CE), TDK 13-45
field coil 6-19
field coil housing 6-19, 6-21
fill plug 12-3
filter
 air 9-13
 fuel 9-3

INDEX

oil 7-7, 8-7
oil pump 7-7, 8-7
fixed-face, drive clutch 11-3
fixed-face, driven clutch 11-5
float 9-5, 9-7
floor cover plate 4-11, 4-13, 4-15, 4-17
floor mat 1-31, 1-33, 1-35, 1-37
floor mat 1-11, 1-13
floor mat retainer 1-11
flywheel 7-5, 8-5
flywheel fan 7-5, 8-5
flywheel fan plate 7-5, 8-5
flywheel puller 17-5
FNR bezel 6-9
FNR handle 6-9
FNR housing 13-25
FNR shift lever 12-3
FNR shifter 6-9
FNR shifter base 6-9
FNR shifter cable 6-9
foam tape 1-23
foot deck 1-31, 1-33, 1-35, 1-37
fork, shift 12-5
four-passenger conversion kit 1-33, 1-35, 1-37
frame and field assembly (motor) 14-3, 14-5
frame and field, starter/generator 6-19, 6-21
front body beauty panel 1-5
front leaf spring 5-13, 5-17
front suspension structure 5-11, 5-15
F-terminal hardware 6-19
f-terminal insulator 6-19
fuel filter 9-3
fuel line 9-3, 9-9
fuel pickup tube 9-3
fuel pump, impulse 9-3
fuel tank 9-3
fuel tank cap 9-3
fuel tank hold-down 9-3
fuel tank vent 9-3
fuse 16-7, 16-9, 16-11, 16-13, 16-15
 10-amp 6-25
 15-amp 13-25
 charger 16-3, 16-5
fuse cover, sealed 6-25

G

gasket 15-3
 air intake 9-13
 carburetor 9-9
 carburetor mounting 9-5, 9-7, 9-9
 crankcase cover 7-9, 7-11, 8-9, 8-11
 drain plug 7-7, 8-7, 12-3
 exhaust 7-9, 8-9, 10-3
 head 7-9, 8-9
 insulator 7-9, 8-9, 9-9
 liquid 12-3, 15-3, 17-5

rocker case 7-9, 8-9
gasket kit, FE350 7-9, 8-9
gauge, compression 17-5
gear
 case 12-3, 15-3
 cluster idler 12-5
 differential 12-7, 15-3
 differential idler 12-7, 15-3
 differential output 15-3
 helical 7-13, 8-11, 8-13, 12-5, 12-7
 spur 7-13, 8-11, 8-13, 12-5
 steering 5-9
 synchro 12-5
gear yoke 17-5
gearcase 15-3
governor 12-5
governor arm 12-3
governor cable 9-11
governor cable bracket 9-11
governor shaft installation tool 17-5
governor shield 9-9
grip, pencil 5-3, 5-5
grommet 9-3
grommet, ignition 8-5
guide
 intake valve 7-9, 8-9
 valve 7-9, 8-9
 valve seat cutter 17-7
guide ring adhesive 17-3

H

hand rail 1-31, 1-33, 1-35, 1-37
handle, battery charger 16-5
handle, FNR 6-9
handrail connector tube 1-29, 1-33, 1-35, 1-37
hardware kit, charger 16-3
hardware, F-terminal 6-19
harness, instrument panel 6-3, 6-7, 13-3
harness, MCOR jumper 13-7
harness, wire 6-13, 13-11, 13-15, 13-19, 13-23
harness, wire, battery charger 13-11, 13-15, 13-19, 13-23
head gasket 7-9, 8-9
head, cylinder 7-9, 8-9
heat shrink tube 16-13, 16-15
heatsink 16-5
heatsink and rectifier 16-3, 16-7, 16-9, 16-11, 16-13, 16-15
helical gear 7-13, 8-11, 8-13, 12-5, 12-7
hinge 13-27, 13-29, 13-31, 13-33, 13-35
hip restraint 1-19, 1-29, 1-33, 1-35, 1-37
hold-down, battery 13-27, 13-29, 13-31, 13-33, 13-35
hold-down, fuel tank 9-3
hoop, bag 1-21
hose, air intake 9-13

hose, fuel 9-3
hose, SPWS 13-37, 13-39
housing
 2-pin 13-7
 3-pin 13-7, 14-3, 14-5
 differential 15-3
 fan 7-3, 8-3
 field coil 6-19, 6-21
hub 5-13, 5-17
hub, synchronizer clutch 12-5
hubcap 5-13, 5-17
hydrometer 17-5

I

idle screw assembly 9-5, 9-7
idler bearing 11-3
idler gear, differential 15-3
ignition coil 7-5, 8-5
inner frame snubber 7-15, 8-15
input shaft 15-3
insert, synchronizer 12-5
instrument panel 6-3, 13-3
instrument panel harness 6-3, 6-7, 13-3
insulator gasket 7-9, 8-9, 9-9
insulator, carburetor 9-9
intake assembly 9-13
intake cover 9-13
intake hose 9-13
intake pipe 9-9
intake valve 7-9, 8-9
intermediate shaft 15-3
internal retaining ring pliers 17-5
IQ display module (IQDM) 17-5
IQ display module (IQDM-P) 17-5

J

J-clip 1-23, 1-31
jet, main 9-5, 9-7
jet, pilot 9-5, 9-7
joint
 ball 5-9
jounce bumper 1-33, 1-35, 1-37, 5-23
jounce bumper bracket 1-33, 1-35, 1-37, 5-23

K

key
 crankshaft 7-5, 7-13, 8-5, 8-11, 8-13
 driven clutch 11-5
 On/Off 6-3, 13-3
 square 11-5
 starter/generator 6-19
 woodruff 12-3
key switch 6-3, 13-3
key switch cap 6-3, 13-3
kick plate 1-15

INDEX

kick plate, body 1-15, 1-17
king pin 5-13, 5-17
kit
 2-pin housing 13-7
 3-pin housing 13-7, 14-3, 14-5
 brake cable 4-7, 4-9
 brake shoe retainer 4-3, 4-5
 CE battery bucket plug 13-33, 13-35
 clutch repair 11-5
 comfort grip steering wheel 5-3
 differential gear case 12-7
 drive clutch button 11-3
 drive clutch weight 11-3
 driven clutch button 11-5
 four-passenger 1-33, 1-35, 1-37
 front hub replacement 5-13, 5-17
 impulse fuel pump rebuild 9-3
 IQ display module (IQDM) 17-5
 IQ display module (IQDM-P) 17-5
 MCOR 13-7
 motor brush 14-3, 14-5
 motor brush spring 14-3, 14-5
 motor cover plate 14-3, 14-5
 motor speed sensor 14-3, 14-5
 motor terminal adapter (EJ8-4001A) 14-5
 motor terminal hardware 14-3, 14-5
 neutral lockout cam 6-9
 PD3 hardware 16-3
 PD3 wiring 16-3
 shock absorber 5-19, 5-21, 5-23
 shock absorber cushion 5-19, 5-21, 5-23
 shoe retainer 4-3, 4-5
 SPWS 13-37, 13-39
 tune-up 17-7

L

lash adjuster 7-11
L-bracket, motor 14-3
leaf spring 1-33, 1-35, 1-37, 5-13, 5-17, 5-19, 5-21, 5-23
legs, charger 16-3
lever
 change 12-3
 choke 1-15, 9-13
 transmission shift 12-3
light
 battery 13-3
 oil 6-3
limit switch 6-9
limiter
 current 16-11
 RPM 7-5
line, fuel 9-3, 9-9
liner, rear underbody 1-23
liquid gasket 12-3, 15-3, 17-5
low oil warning light 6-3

lubricant, dry moly 17-5
lubricant, moly-teflon 14-3, 14-5, 17-5
lug nut 2-3, 2-5
lug stud 5-13, 5-17, 12-7, 15-3

M

magnet, speed sensor 14-3, 14-5
main jet 9-5, 9-7
manifold, 4-valve 13-39
manifold, SPWS 13-37
mat, floor 1-11, 1-13, 1-31, 1-33, 1-35, 1-37
MCOR 13-7
MCOR adapter 13-7
mechanism, brake adjusting 4-3, 4-5
meter, volt ohm 17-7
module
 calibration test 17-3
 communication display 17-5
moly-teflon lubricant 17-5
motor
 48-volt IQ 14-3, 14-5
 motor brush kit 14-3, 14-5
 motor brush spring kit 14-3, 14-5
 motor bumper 14-3, 14-5
 motor end cap 14-3, 14-5
 motor L-bracket 14-3
 motor magnet, speed sensor 14-3, 14-5
 motor speed controller 13-41
 CE 13-41
 Excel 13-43
 motor speed sensor 14-3, 14-5
 motor speed sensor kit 14-3, 14-5
 motor terminal adapter kit (EJ8-4001A) 14-5
 motor terminal hardware kit 14-3, 14-5
 motor wire harness 13-11, 13-15, 13-19, 13-23
moveable-face 11-3, 11-5
muffler hose clamp 10-3

N

nameplate 1-5
needle bearing 12-5
neutral lockout cam 6-9
nozzle, main 9-5, 9-7
nut, lug 2-3, 2-5

O

oil filler tube 7-3, 8-3
oil filter 7-7, 8-7
oil filter mount bracket 7-7, 8-7
oil filter screen 7-11, 8-11
oil filter screen plate 7-11, 8-11
oil level sensor 7-11, 8-11
oil level switch bracket 7-11, 8-11
oil pump and rotor 7-7, 8-7
oil pump cover 7-7, 8-7

oil pump filter 7-7, 8-7
oil pump plate 7-7, 8-7
oil seal 7-9, 7-11, 7-13, 8-9, 8-11, 8-13, 12-3, 12-5
oil warning light, low 6-3
onboard computer (v 3.0) 13-41
onboard computer (v 4.0) 13-43
O-ring 7-3, 7-9, 7-11, 7-13, 8-3, 8-9, 8-11, 8-13, 13-37, 13-39

P

pad
 accelerator pedal 4-11
 brake pedal 4-11
 park brake pedal 4-11
paint, touch-up 17-5
paint, underbody (black) 17-5
paint, underbody (gray) 17-5
panel
 access 1-23
 front body beauty 1-5
 rear body beauty 1-23
 SAM 1-21
park brake pad 4-11
pedal assembly 4-11, 4-15, 4-17
pedal group 4-11, 4-15, 4-17
pedal spring kit 4-11
pencil grip 5-3, 5-5
pilot air screw assembly 9-5, 9-7
pilot jet 9-5, 9-7
pin
 bow tie locking 4-7, 4-9
 clevis 4-7, 4-9
 differential 12-7
 king 5-13, 5-17
 piston 7-13, 8-13
pinion, steering 5-9
pipe, intake 9-9
piston 7-13, 8-13
piston pin 7-13, 8-13
piston ring 7-13, 8-13
piston ring compressor 17-7
piston ring pliers 17-7
piston ring set 7-13, 8-13
pivot arm 12-3
plate
 backing (brake) 4-3, 4-5
 cover 14-3, 14-5
 engine mounting 7-15, 8-15
 floor cover 4-11, 4-13, 4-15, 4-17
 flywheel fan 7-5, 8-5
 kick 1-15
 oil filter screen 7-11, 8-11
 oil pump 7-7, 8-7
 score card 5-5
 thrust 12-5, 12-7

INDEX

plate, controller mounting 13-41, 13-43
pliers
 internal retaining ring 17-5
 piston ring 17-7
 retaining ring 17-7
plug
 drain 7-7, 8-7
 drive clutch 11-3
 driven clutch puller 17-3
 fill 12-3
 rubber drain 6-21
plug cap 7-5, 8-5
plug, spark 7-5, 8-5
pole set 6-19
press weldment 17-3
protector spray, battery terminal 17-3
puller
 bearing 17-3
 drive clutch 17-3
 drive clutch hub 17-3
 driven clutch cam 17-3
 flywheel 17-5
 seal 17-7
pulley
 clutch 11-3
 starter-generator 6-19, 6-21
 v-belt 6-19, 6-21
pump, impulse fuel 9-3
push rod 7-9, 8-9

R

rack and pinion 5-9
rack and pinion steering gear box 5-9
rack, steering 5-9
reamer, valve guide 17-7
rear body beauty panel 1-23
rear-facing seat 1-33, 1-35, 1-37
receptacle 13-27, 13-29, 13-31, 13-33, 13-35
receptacle, AC cord 16-11
rectifier diode 16-5
rectifier with heatsink 16-3, 16-7, 16-9, 16-11, 16-13, 16-15
reel cord 16-13, 16-15
regulator, voltage 6-25
relay 16-9, 16-11, 16-15
relay mounting bracket 16-9, 16-13, 16-15
relay, 48-volt 16-5
relay, charger board 16-3
remover, bearing and oil seal 17-3
resistor assembly 13-41, 13-43
restraint, hip 1-19, 1-29, 1-33, 1-35, 1-37
retainer
 brake shoe 4-3, 4-5
 floor mat 1-11
 shock absorber cushion 5-19, 5-21, 5-23
 spring (drive clutch) 11-3

valve spring 7-9, 8-9
retaining ring pliers 17-7
return spring, brake 4-11
reverse buzzer 6-3, 13-3
ring
 piston 7-13, 8-13
 retaining 6-9, 11-3, 11-5
 snap 7-9, 7-13, 8-9, 8-13
 spiral backup 11-3
 synchronizer 12-5
Rivet, Removable 1-23
rocker arm 7-9, 8-9
rocker case 7-9, 8-9
rocker case gasket 7-9, 8-9
rocker shaft 7-9, 8-9
rocker switch 13-25
rod
 brake 4-11, 4-13, 4-15, 4-17
 connecting 7-13, 8-13
 crankshaft 7-13, 8-11, 8-13
 push 7-9, 8-9
 shift 12-5
rotor, oil pump and 7-7, 8-7
RPM limiter 7-5
RPM limiter bracket 7-5
RPM limiter damper 7-5
RPM limiter mount band 7-5

S

safety first card 17-7
SAM 1-21
SAM (structural accessory module) 1-21
SAM cap 1-7
SAM panel 1-21
score card clip 5-3, 5-5
score card holder 5-3
score card plate 5-3, 5-5
screen, oil filter 7-11, 8-11
screw, eccentric adjustment 5-13, 5-17
screw, valve clearance adjuster 17-7
seal
 dust 5-9
 lip 15-3
 oil 7-9, 7-11, 7-13, 8-9, 8-11, 8-13, 12-3, 12-5, 12-7, 15-3
seal puller 17-7
sealant 12-3, 15-3
seat
 spring 7-9, 8-9
 valve 7-7, 8-7
seat bottom 1-19, 1-29, 1-33, 1-35, 1-37
seat bracket 1-29, 1-33, 1-35, 1-37
sensor, motor speed 14-3, 14-5
sensor, oil level 7-11, 8-11
separator, battery 13-27
set, brush and screw 6-19

set, pole 6-19
shackle 5-19, 5-21, 5-23
shaft
 change 12-3
 counterbalance guide 7-13, 8-13
 input 15-3
 intermediate 15-3
 rocker 7-9, 8-9
 transmission 12-5
shield, controller 13-41, 13-43
shield, debris aux 4-11, 4-13, 4-15, 4-17
shield, debris primary 4-11, 4-13, 4-15, 4-17
shield, governor 9-9
shift fork 12-5
shift lever 12-3
shift rod 12-5
shifter, FNR 6-9
shim, camshaft 7-11, 8-11
shim, crankshaft 7-13, 8-13
shock absorber (front) 5-11, 5-15
shock absorber (rear) 5-19, 5-21, 5-23
shock absorber cushion 5-19, 5-21, 5-23
shock absorber cushion retainer 5-19, 5-21, 5-23
shock mounting bracket 5-19, 5-21, 5-23
shoe retainer kit 4-3, 4-5
shoe, brake 4-3, 4-5
shroud 7-3, 8-3
 steering column 5-3
shroud, engine 7-3, 8-3
shroud, fan 7-3, 8-3
sleeve 5-11, 5-13, 5-15, 5-17, 5-19, 5-21, 5-23
 governor 12-5
 synchronizer 12-5
snap ring 7-9, 7-13, 8-9, 8-13
snubber bracket 7-15, 8-15
snubber, inner frame 7-15, 8-15
solenoid, 12-volt 6-25
solenoid, 48-volt 13-41, 13-43
spark plug 7-5, 8-5
speed controller 13-41
 CE 13-41
 Excel 13-43
speed sensor 14-3, 14-5
speed sensor magnet 14-3, 14-5
speed sensor, motor 14-3, 14-5
spindle 5-13, 5-17
spiral backup ring 11-3
spray, battery terminal protector 17-3
spring
 brake 4-3, 4-5
 brake return 4-11
 brush 6-19, 6-21, 14-3, 14-5
 compression 1-15, 5-3, 5-5, 9-13
 drive button 11-3
 drive clutch 11-3

INDEX

driven clutch 11-5
forward/reverse cam 6-9
leaf 1-33, 1-35, 1-37, 5-13, 5-17, 5-19, 5-21, 5-23
pawl return 4-11
shifter 12-5
synchronizer 12-5
throttle return 9-9
valve 7-9, 8-9
spur gear 7-13, 8-11, 8-13, 12-5
SPWS coupler 13-37, 13-39
SPWS fitting, swivel T 13-37, 13-39
SPWS hose 13-37, 13-39
SPWS kit 13-37, 13-39
SPWS manifold 13-37, 13-39
SPWS tubing 13-37, 13-39
stand-offs, plastic 16-3
starter/generator (bi-rotational) (model 114-01-4005) 6-21
starter/generator (cw) (model G425419) 6-19
starter/generator belt 6-23, 11-3
starter/generator brush cover kit 6-19, 6-21
starter/generator brush plate 6-19, 6-21
starter/generator brush spring 6-19, 6-21
starter/generator brush terminal 6-19, 6-21
starter/generator frame and field 6-19, 6-21
starter/generator pulley 6-19, 6-21
steel pressure relief ball 7-7, 8-7
steering column 5-7
steering column bearing press tool 17-7
steering column cover 5-3
steering column retaining ring tool 17-7
steering column shroud 5-3
steering gear 5-9
steering pinion 5-9
steering rack 5-9
steering wheel 5-3, 5-5
steering wheel (comfort grip) kit 5-3
steering wheel puller tool 17-7
steering, rack and pinion gear box 5-9
stem, valve 2-3, 2-5
stiffener, flywheel side 7-15, 8-15
stiffener, PTO side 7-15, 8-15
strap, bag 1-21
stud 7-15, 8-15
lug 5-13, 5-17, 12-7, 15-3
stud, ball 6-9
support, 4-passenger seat 1-29, 1-33, 1-35, 1-37
support, canopy 1-25, 1-27
suppressor, voltage 16-7, 16-9, 16-11, 16-13, 16-15
suspension, front structure 5-11, 5-15
switch
four-position 16-9, 16-11, 16-15
key 6-3, 13-3

limit 6-9
rocker 13-25
Tow/Run 13-25
switch rubber boot 13-25
synchro gear 12-5
synchronizer clutch hub 12-5
synchronizer insert 12-5
synchronizer sleeve 12-5
synchronizer spring 12-5
T
12-volt solenoid 6-25
tachometer 17-7
tag, battery warning 3-7
tank, fuel 9-3
tape, foam 1-23
tappet 8-11
tester, continuity 17-5
thermometer, battery 17-3
three-piece A-arm 5-15
throttle device
MCOR 13-7
throttle sensor, elec 13-5
throttle return spring 9-9
throttle sensor, elec 13-5
throttle spring return bracket 9-9
throttle, gas, Gen2, no sensor 4-15, 4-17
throttle, gas, Gen2, triac, sensor 4-13
thrust plate 12-5, 12-7
tie rod end 5-9
tie wrap 13-29, 13-31, 13-33, 13-35, 13-45, 16-13, 16-15
tire 2-3
tire, pro tour, 205-50 x 10 2-5
tool
accelerator pedal adjustment 17-3
belt tensioning, starter/generator 17-7
brake cable release 17-3
cam installation 17-3
charger bezel 17-3
clutch alignment 17-3
drive clutch holder 17-3
governor shaft installation 17-5
steering column bearing press 17-7
steering column retaining ring 17-7
steering wheel puller 17-7
transaxle axle seal 17-7
transaxle pinion seal 17-7
transmission 17-7
tool kit, clutch 17-3
touch-up paint 17-5
tow switch diode 13-11, 13-15
Tow/Run switch 13-25
transaxle (Electric Vehicle) 15-3
transaxle axle seal tool 17-7
transaxle housing 15-3

transaxle pinion seal tool 17-7
transaxle, unitized 12-3
transformer 16-3
transformer, battery charger 16-5, 16-7, 16-9, 16-11, 16-13, 16-15
transmission shaft 12-5
transmission tool 17-7
tube
axle 15-3
battery cross rod 13-27, 13-29, 13-31, 13-33, 13-35
crankcase vent 9-9
fuel pickup 9-3
oil filler 7-3, 8-3
tubing, SPWS 13-37, 13-39
Tuflok 1-23
tune-up kit 17-7

U

U-bolt 1-33, 1-35, 1-37, 5-19, 5-21, 5-23
underbody 1-23
underbody cover 1-29, 1-33, 1-35, 1-37
underbody cover kit 1-7
underbody, rear 1-23
unitized transaxle 12-3

V

valve
exhaust 7-9, 8-9
intake 7-9
reed 7-9, 8-9
valve clearance adjuster screw 17-7
valve guide 7-9, 8-9
valve guide reamer 17-7
valve guide, intake 7-9, 8-9
valve seat 7-7, 8-7
valve seat cutter 17-7
valve seat cutter guide 17-7
valve seat t-wrench 17-7
valve spring 7-9, 8-9
valve spring compressor 17-7
valve spring retainer 7-9, 8-9
valve stem 2-3, 2-5
v-belt 6-23, 11-3
vent barb 9-3
volt ohm meter 17-7
voltage regulator 6-25
voltage suppressor 16-7, 16-9, 16-11, 16-13, 16-15

W

warning light, low oil 6-3
warning tag, battery 3-7
wedge, bearing puller 17-3
weight
clutch 11-3



INDEX

counterbalance 7-13, 8-13
secondary clutch 11-3
weldment
press 17-3
wheel 2-3, 2-5
wheel, steering 5-3, 5-5
wire harness 6-13, 13-11, 13-15, 13-19, 13-23
wire harness, battery charger 13-11, 13-15,
13-19, 13-23
wire harness, Excel, MCOR 13-23
wire harness, Excel, throttle sensor 13-19
wire harness, IQ, MCOR 13-15
wire harness, IQ, throttle sensor 13-11
wire lead, ignition 8-5
wiring, charger 16-3
woodruff key 12-3
wrap, tie 13-29, 13-31, 13-33, 13-35, 13-45,
16-13, 16-15

Y

yoke support 5-9
yoke, gear 17-5

DID YOU KNOW?

CartPros directs you to the right part using the part numbers from this manual. Enter the part number into our search box and it will find the part you are looking for.

**GET STARTED
HERE**



<https://CartPros.com/f.html>

DID YOU KNOW?

CartPros directs you to the right part using the part numbers from this manual. Enter the part number into our search box and it will find the part you are looking for.

**GET STARTED
HERE**



<https://CartPros.com/f.html>

DID YOU KNOW?

CartPros directs you to the right part using the part numbers from this manual. Enter the part number into our search box and it will find the part you are looking for.

**GET STARTED
HERE**



<https://CartPros.com/f.html>

**DID YOU
KNOW?**

CartPros directs you to the right part using the part numbers from this manual. Enter the part number into our search box and it will find the part you are looking for.

**GET STARTED
HERE**



<https://CartPros.com/f.html>



Club Car, Inc.
P.O. Box 204658
Augusta, GA 30917-4658
USA



Web www.clubcar.com
Phone 1.706.863.3000
1.800.ClubCar
Int'l +1 706.863.3000

