

**DID YOU
KNOW?**

CartPros directs you to the right part using the part numbers from this manual. Enter the part number into our search box and it will find the part you are looking for.

**GET STARTED
HERE**

<https://CartPros.com/f.html>



2014 Precedent[®] Illustrated Parts List



**Gasoline Vehicle with Kawasaki FE350 Engine
Electric Vehicle with PowerDrive™ Battery Charger
Electric Vehicle with ERIC Charging System**

Manual Number 105062801
Edition Code 0713C0813B

DID YOU KNOW?

CartPros directs you to the right part using the part numbers from this manual. Enter the part number into our search box and it will find the part you are looking for.

**GET STARTED
HERE**



<https://CartPros.com/f.html>

USING THE ILLUSTRATED PARTS LIST

WARNING

- **This manual is to be used only for identification and ordering of service parts. Be sure to read and use the maintenance and service manual before attempting any vehicle repairs.**

This manual covers all 2014 Club Car Precedent vehicles.

The manual is divided into sections. Note that there are two or three flags on the outside edge of each page. The first flag contains the section number of which that page is a part. The other flag (or flags) contains the letter D, E, or G, signifying that the page pertains to diesel, electric, or gasoline vehicles.

Use the Table of Contents to find the sections and pages that contain the parts and assemblies you seek. The Table of Contents lists section numbers, and under them, the individual page titles and numbers to be found in that section. The index can be used to find specific parts and assemblies. The index is divided into numerical and alphabetical listings with the page numbers in italic text.

There is a two-page spread for each individual page title in the Table of Contents. On the left-hand page is an illustration showing the parts in their relative positions; the parts are each tagged with an item number in a balloon. The right-hand page is the parts list page, and gives the page title at the top, then the item numbers (corresponding to the numbers on the illustration), part descriptions, and quantity of parts used. Some item numbers have more than one part number because several configurations of a component are represented together on one spread.

Note that a part description may be indented. This indentation corresponds to a parts assembly level indicated by the numbers 1, 2, 3, and 4 at the top left corner of the parts description area of the parts list page. A part that is indented to *level 2* is a component of the *level 1* part (assembly) that it is listed under. A *level 3* part is a component of the *level 2* part that it is listed under, and a *level 4* part is a component of the *level 3* part preceding it. In each case, the part quantity given for a level 2, 3, or 4 part is *the quantity used per next higher level assembly of which it is a component*. A part that is not indented is a *level 1* part. This means that the quantity given is the quantity used per the portion of the vehicle illustrated on that particular spread.

HOW TO ORDER PARTS

Replacement parts and accessories can be obtained from our network of authorized dealers and distributors. You can obtain the name and phone number of your closest authorized Club Car dealer or distributor by visiting our web site at www.clubcar.com and clicking on the "Distributor Search" link or by calling our toll-free Service Parts and Technical Assistance hotline at (800) 872-2246 or (706) 863-3000, extension 3887.



P. O. Box 204658
Augusta, Georgia 30917-4658 USA
Telephone 706-863-3000
Service Parts Fax 706-855-7413
www.clubcar.com

NOTE: *This illustrated parts list represents the most current information at the time of publication. Club Car, LLC. is continually working to further improve its vehicles and other products. These improvements may affect the parts used to service the vehicle. Any modification and/or significant change in specifications will be forwarded to all Club Car and Carryall distributors/dealers and will, when applicable, appear in future editions of this illustrated parts list.*

Club Car, LLC. reserves the right to change specifications and designs at any time without notice and without the obligation of making changes to units previously sold.

CONTENTS

SECTION 1 – BODY AND TRIM

Frame	1-3
Front Bumper	1-5
Front Body	1-7
Underbody Covers (Vehicle Without Canopy)	1-9
Dash	1-11
Floor Mat, Retainers, and Front Underbody	1-13
Kick Plate – Gasoline Vehicle	1-15
Kick Plate – Electric Vehicle	1-17
Seat Bottom with Hip Restraints	1-19
Backrest and Structural Accessory Module (SAM)	1-21
Rear Body	1-23
Canopy – White	1-25
Canopy – Beige	1-27
Canopy – Black	1-29
Canopy Struts	1-31
Visage Canopy Struts and Console	1-33
Four-Passenger Monsoon Canopy	1-35
Four-Passenger Monsoon Canopy Struts	1-37
Rear Seat – Precedent Villager 4	1-39
Rear Footrest Assembly, Precedent Villager 4	1-41
Four Passenger Conversion Kit, Monsoon – Beige	1-43
Four Passenger Conversion Kit, Monsoon – White	1-45
Four Passenger Conversion Kit, Monsoon – Gray	1-47

SECTION 2 – WHEELS AND TIRES

Wheels and Tires, i2 and Signature	2-3
Wheels and Tires – i2L and i2L2	2-5

SECTION 3 – DECALS

Decals – Gasoline Vehicle	3-3
Decals – Electric Vehicle	3-5
Decals – Electric Vehicle, Continued	3-7
Decal – Precedent Villager 4	3-9

SECTION 4 – BRAKES AND PEDAL GROUP ASSEMBLIES

Rear Brake Assembly, Self-Adjusting	4-3
Brake Cables and Equalizer Bracket	4-5

CONTENTS

Pedal Group with Sensor – Gasoline Vehicle	4-7
Pedal Group w/o Sensor, Gasoline Vehicle	4-9
Pedal Group w/o MCOR3 – Electric Vehicle	4-11
Pedal Group with MCOR3 – Electric Vehicle	4-13

SECTION 5 – STEERING, FRONT AND REAR SUSPENSION

Steering Wheel, Comfort Grip	5-3
Steering Wheel	5-5
Steering Column	5-7
Steering Gear Assembly	5-9
Front Suspension, Upper	5-11
Front Suspension, Lower	5-13
Rear Suspension, Gasoline Vehicle	5-15
Rear Suspension, Electric Vehicle	5-17
Rear Suspension, Precedent Villager 4	5-19

SECTION 6 – ELECTRICAL SYSTEM – GASOLINE VEHICLE

Electrical Components, Front Body – Gasoline Vehicle	6-3
Accelerator Pedal Assembly w/Sensor for Generation 2 Pedal Group	6-5
Instrument Panel Wire Harness	6-9
Forward/Reverse Shifter Assembly – Gasoline Vehicle	6-11
Wiring (with Generation 2 Pedal Group) – Gasoline Vehicle	6-15
Starter/Generator (S/G) Assembly – Gasoline Vehicles	6-17
Starter/Generator Mounting – FE350 (AS11, AS26)	6-19
Battery – Gasoline Vehicle	6-21

SECTION 7 – FE350 ENGINE (AS26)

FE350 Engine (AS26) – Shrouds and Brackets	7-3
FE350 Engine (AS26)- Ignition Components and Flywheel	7-5
FE350 Engine (AS26)- Oil Circulation	7-7
FE350 Engine (AS26)- Cylinder Head	7-9
FE350 Engine (AS26)- Crankcase, Camshaft, and Oil Sensor	7-11
FE350 Engine (AS26)- Crankcase and Crankshaft	7-13
FE350 Engine (AS26)- Mounting	7-15

SECTION 8 – FUEL, INTAKE, AND GOVERNOR SYSTEMS

Fuel System	8-3
Carbon Canister – FE350 (AS26)	8-5

CONTENTS

Carburetor Assembly – FE350 (AS26)	8-7
Carburetor Installation – FE350 (AS26)	8-9
Governor and Accelerator Cables	8-11
Choke and Air Box Assembly	8-13

SECTION 9 – EXHAUST SYSTEM

Exhaust System – FE350	9-3
------------------------------	-----

SECTION 10 – TORQUE CONVERTER

Drive Clutch	10-3
Driven Clutch	10-5

SECTION 11 – UNITIZED TRANSAXLE

Graziano Transaxle – Gear Cases and Levers	11-3
Graziano Transaxle – F&R Transmission and Gear Reduction	11-5
Graziano Transaxle -Differential and Axles	11-7

SECTION 12 – ELECTRICAL SYSTEM – EXCEL WITH POWERDRIVE CHARGERS

Electrical Components, Front Body – Electric Vehicle	12-3
Motor Controller Output Regulator 3 (MCOR3)	12-5
Wiring – Excel System with MCOR3	12-9
Forward/Reverse Switch and Tow/Run Switch	12-11
Batteries and Battery Bucket, PD+ 8-Volt	12-13
Batteries and Battery Bucket, PD+ 8-Volt, CE	12-15
Single Point Watering System, 8V	12-17
Computer v5.5, Controller, and Solenoid – Excel System	12-19

SECTION 13 – ELECTRICAL SYSTEM – EXCEL WITH HIGH FREQUENCY CHARGERS

Electrical Components, Front Body – Electric Vehicle	13-3
Motor Controller Output Regulator 3 (MCOR3)	13-5
Wiring and Fuses	13-7
Forward/Reverse Switch and Tow/Run Switch	13-9
Batteries and Battery Bucket, PD+ 8-Volt	13-11
Batteries and Battery Bucket, PD+ 8-Volt, CE	13-13
Single Point Watering System, 8V	13-15
Controller and Solenoid	13-17

CONTENTS

SECTION 14 – ELECTRIC MOTOR

Motor (Model EJ8-4001A) – Electric Vehicle	14-3
--	------

SECTION 15 – TRANSAXLE – ELECTRIC VEHICLES

Transaxle – Electric Vehicles	15-3
-------------------------------------	------

SECTION 16 – BATTERY CHARGERS – POWERDRIVE

PowerDrive 3 Battery Charger (Models 26580-31,-38,-39), Domestic	16-3
PowerDrive Battery Charger (Models 17930-11,-18,-19), Domestic	16-5
PowerDrive Battery Charger (Model 18780-18), Export	16-7
PowerDrive Battery Charger (Model 27640-61), Export	16-9
PowerDrive Battery Charger (Model 20310-18), European	16-11
PowerDrive Battery Charger (Model 27640-11), European	16-13
Onboard PowerDrive Battery Charger (Model 17935-40), Domestic	16-15
Onboard PowerDrive Battery Charger (Model 17790-40), International	16-17

SECTION 17 – BATTERY CHARGERS – HIGH-FREQUENCY

Battery Charger, High-Frequency – U.S./Canada	17-3
Battery Charger, High-Freq., 2.74 m DC Cord – Global	17-5
Battery Charger, High-Freq., 3.66 m DC Cord – Global	17-7
Battery Charger, High-Freq., 6.1 m DC Cord – Global	17-9
Cords – Battery Charger, High-Frequency	17-11
Battery Charger, High-Frequency – Onboard	17-13

SECTION 18 – MAINTENANCE AND SERVICE TOOLS

Maintenance and Service Tools – Golf	18-3
Maintenance and Service Tools – Golf, Continued	18-5
Maintenance and Service Tools – Golf, Continued	18-7

SECTION i – INDEX

**DID YOU
KNOW?**

CartPros directs you to the right part using the part numbers from this manual. Enter the part number into our search box and it will find the part you are looking for.

**GET STARTED
HERE**



<https://CartPros.com/f.html>

BODY AND TRIM

1

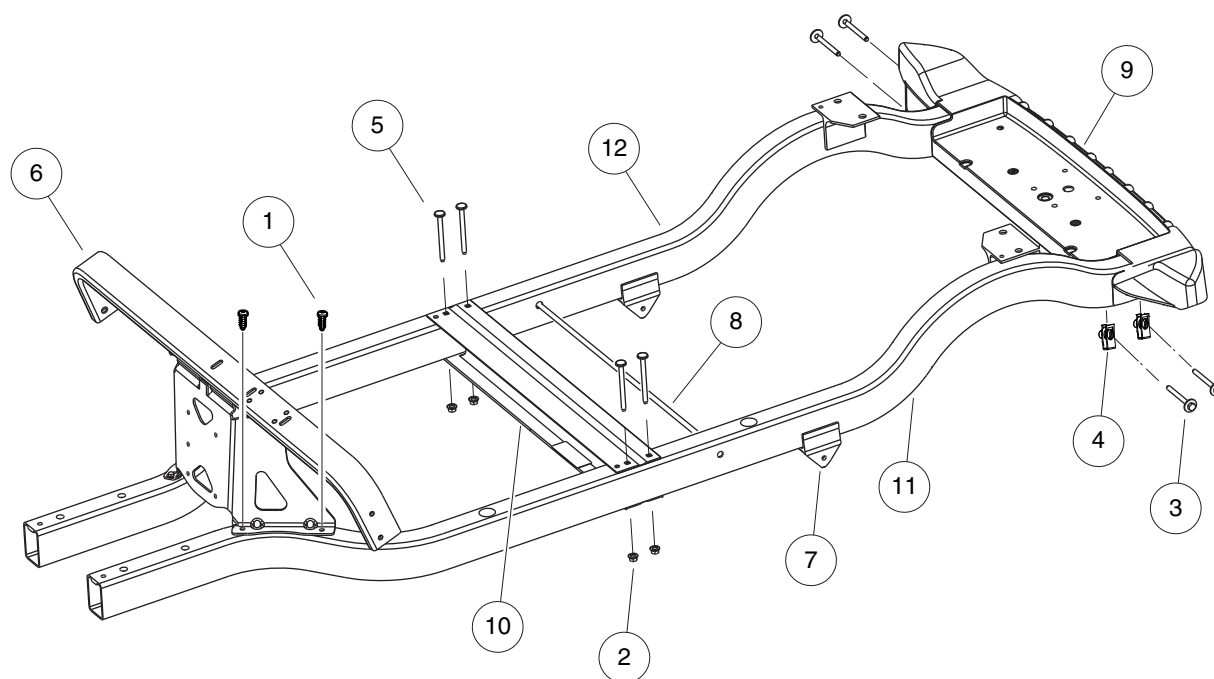
G

E

1

G

E



000436-009

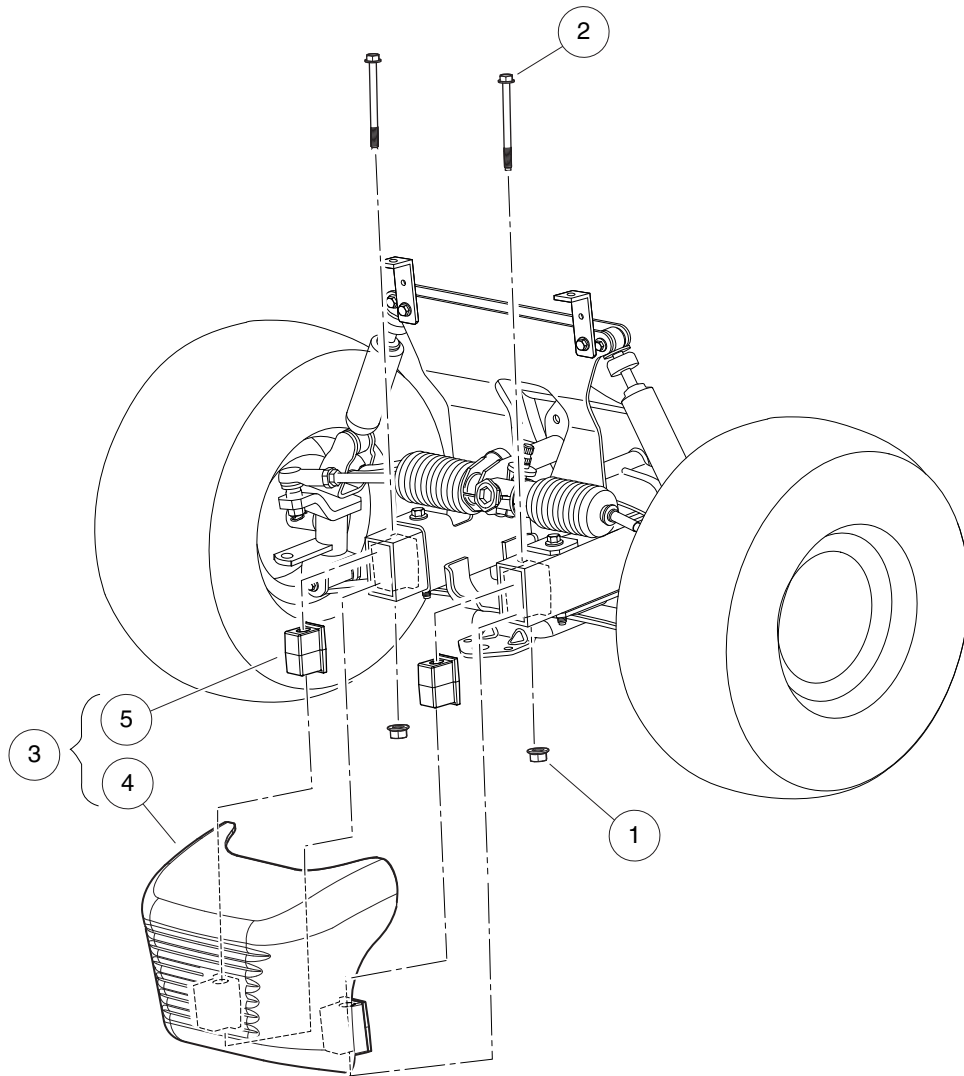
FRAME

ITEM	PART NO.	DESCRIPTION	QTY	1 G E
		1 2 3 4		
1	102292101	Screw-5/16 X 1.5 Tek	4	
2	102298401	Nut,m8,all Metal Lock	4	
3	102298580	M8-1.25 X 80 Sems	4	
4	102298601	J-clip - M8 X 1.25	4	
5	102298995	Bolt, Wafer Head, M8-1.25x95	4	
6	102505701	Assembly, Dash Support	1	
7	102507801	Hanger, Spring	2	
8	103638901	Rod, .5 Od X 26.26	1	
9	103926601	Crossmember, rear	1	
10	103975901	I Beam, Cross Car	1	
11	103990501	Weldment, Frame, Prec, Lh	1	
12	103990601	Weldment, Frame, Prec, Rh	1	

1

G

E



000437-003

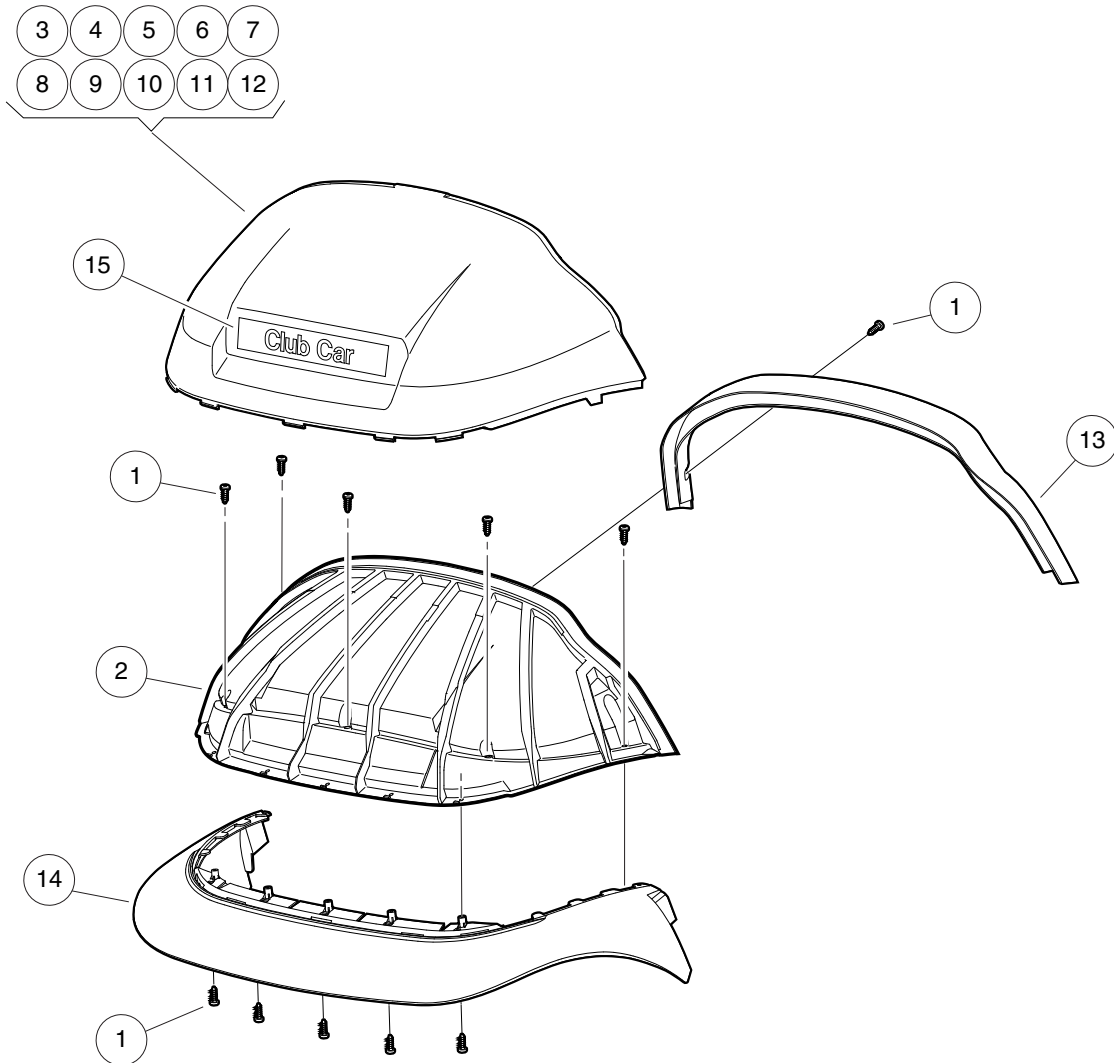
FRONT BUMPER

ITEM	PART NO.	DESCRIPTION	QTY	1 G E
		1 2 3 4		
1	102298401	Nut,m8,all Metal Lock	2	
2	102534201	Bolt - Fl Hd, M8 X 95	2	
3	103330601	Asm, Bumper, Front, Precedent (includes items 4 and 5)	1	
4	N/A	Bumper, Front, Precedent	1	
5	103325001	Plug, Shock, Precedent Bumper	2	

1

G

E



000434-005



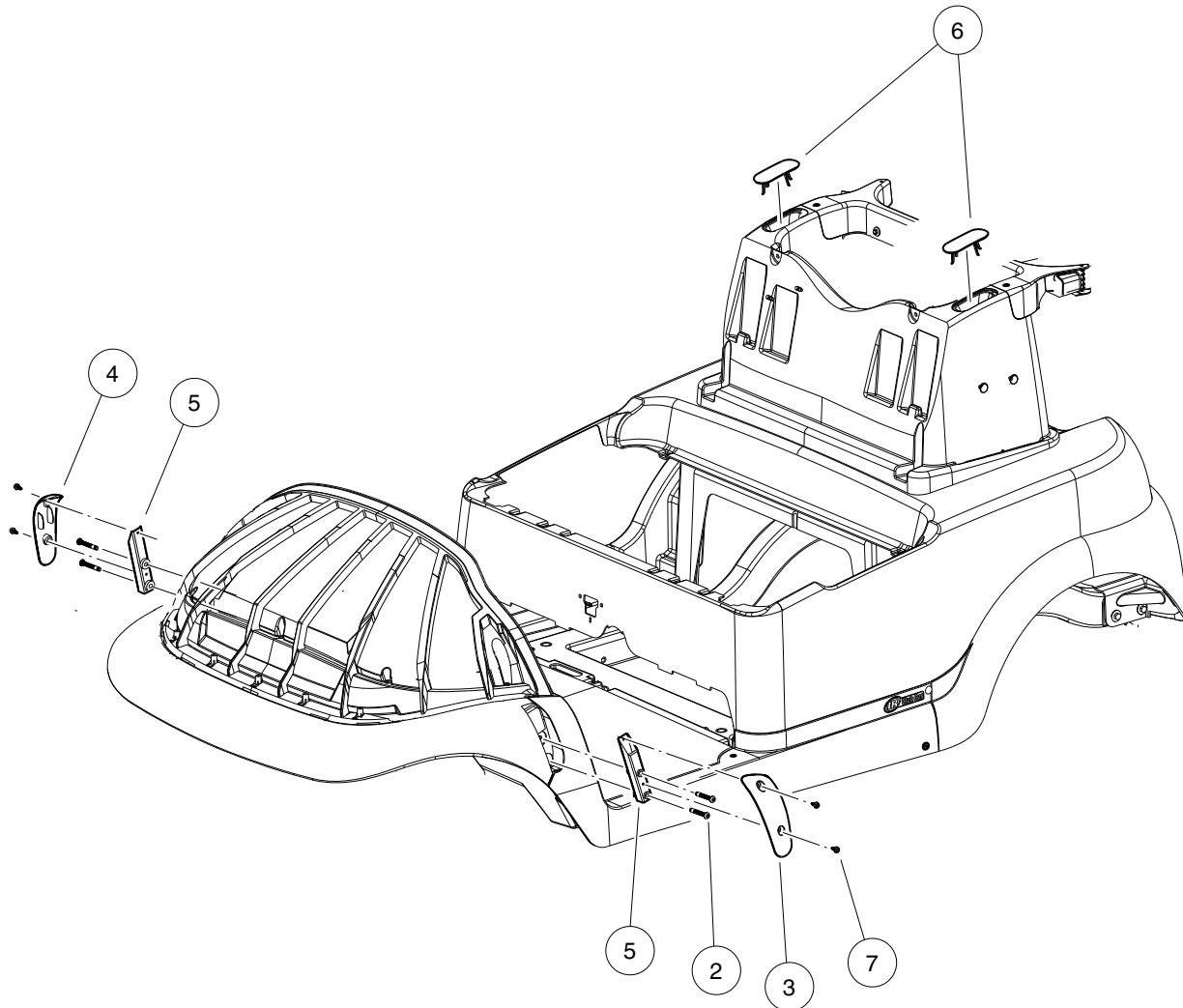
FRONT BODY

ITEM	PART NO.	DESCRIPTION	QTY	1 G E
		1 2 3 4		
1	102296020	Screw, Torx Pan Hd Pt, M6 X 20	14	
2	102501501	Brow	1	
3	102502401	Panel, Beauty Front, White	1	
4	102502402	Panel, Beauty Front, Beige	1	
5	102502404	Panel, Beauty Front, Gray	1	
6	102502405	Panel, Beauty Front, Red	1	
7	102502406	Panel, Beauty Front, Burgundy	1	
8	102502407	Panel, Beauty Front, Green	1	
9	102502408	Panel, Beauty Front, Blue	1	
10	102502409	Panel, Beauty Front, Black	1	
11	102502411	Panel, Beauty, Front, Cayenne	1	
12	102502413	Panel-beauty Front, Atlantic	1	
13	102502501	Brow Cap	1	
14	102534404	Fascia, Blk	1	
15	103816601	Nameplate -cc	1	

1

G

E



000730-003

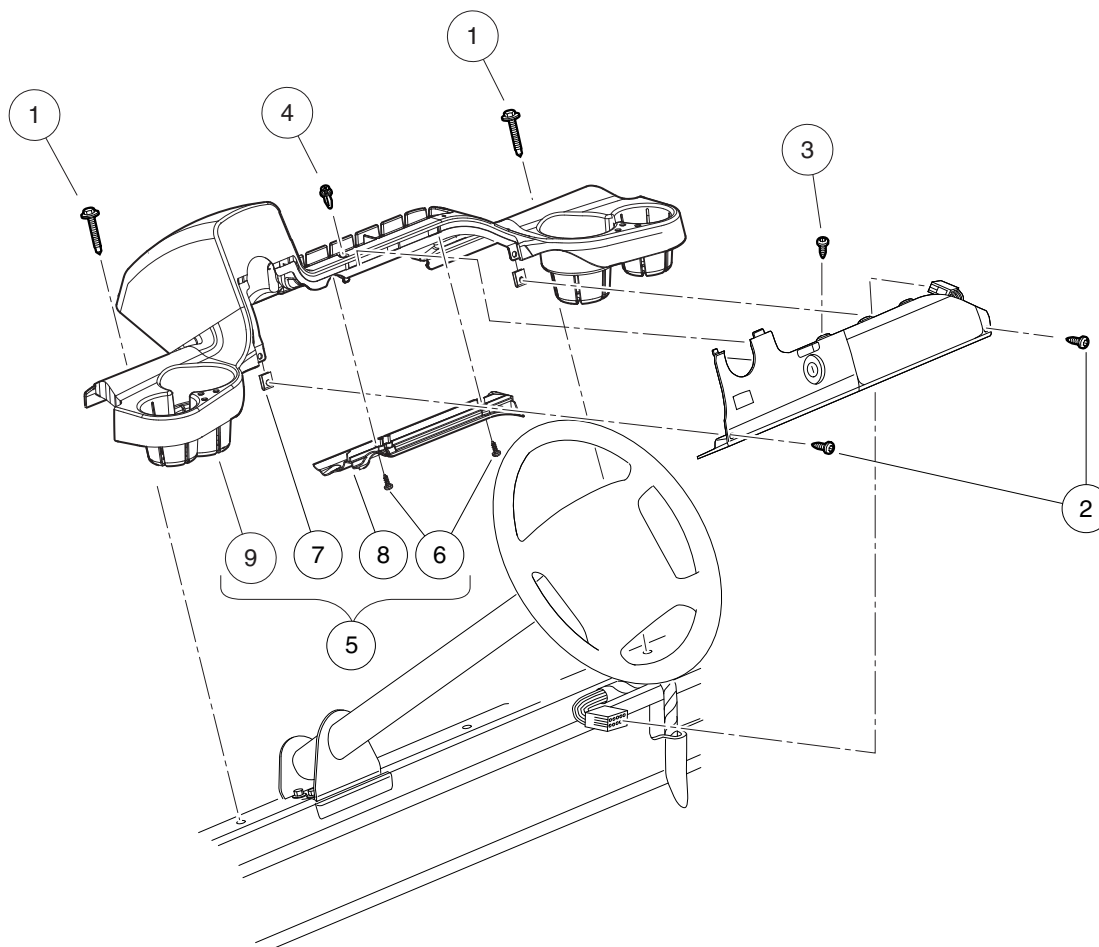
UNDERBODY COVERS (VEHICLE WITHOUT CANOPY)

ITEM	PART NO.	DESCRIPTION	QTY	1 G E
		1 2 3 4		
1	102543902	Kit, Underbody Cover, Black (includes items 2 through 7)	1	
2	102299065	M8-1.25 X 65 Tx Bttn Hd Bolt	4	
3	102400202	Cover, Lh Non-canopy, Blk	1	
4	102400302	Cover, Rh Non-canopy, Blk	1	
5	N/A	Support, Strut Cover	2	
6	N/A	SAM Cap	2	
7	102544201	Screw, M6 Hex	4	

1

G

E



000438-003

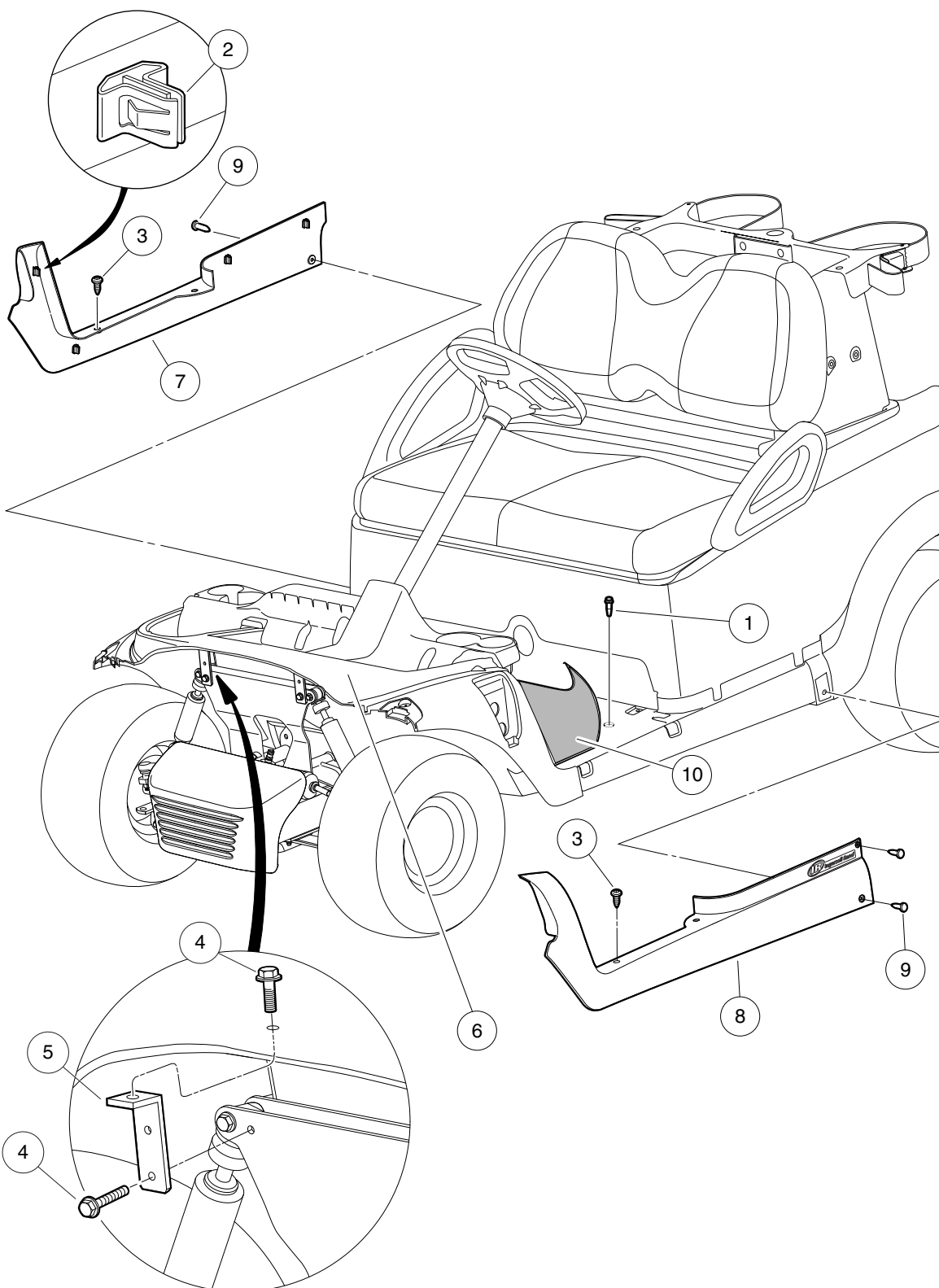
DASH

ITEM	PART NO.	DESCRIPTION	QTY	1 G E
		1 2 3 4		
1	102292356	Screw-1/4-20x56 Hwh Self Drill	2	
2	102296819	Screw-m6 X 19-pnhd Ab	2	
3	102557201	Screw, #6-20 Type Abx1.00 Pan	1	
4	102915601	Plastic Rivet - Tuflock	1	
5	103402701	Dash Assembly, Prec (includes items 6 through 9)	1	
6	N/A	Screw-torx Pan Hd Pt,m6 X 16	2	
7	102297001	U-nut, 1/4" Type Ab	2	
8	N/A	Drain Channel - Dash	1	
9	N/A	Dash, Prec	1	

1

G

E



000497-007



FLOOR MAT, RETAINERS, AND FRONT UNDERBODY

ITEM	PART NO.	DESCRIPTION	QTY
		1 2 3 4	
1	102292356	Screw-1/4-20x56 Hwh Self Drill	3
2	102292701	Clip-body-trim	8
3	102298020	Screw, K80x20, Torx Pn Hd Pt	4
4	102298716	M8-1.25x16 Taptite	4
5	102521901	Bracket-clamshell	2
6	****	Asm-front Underbody, Black	1
7	103678001	Floormat Retainer Asm, Rh, Blk	1
8	103678101	Floormat Retainer Asm, Lh, Blk	1
9	103683001	Barrel Fastner, Blk, Firm	4
10	103926401	Floormat, Precedent	1
		**** Special order item available upon request.	

1

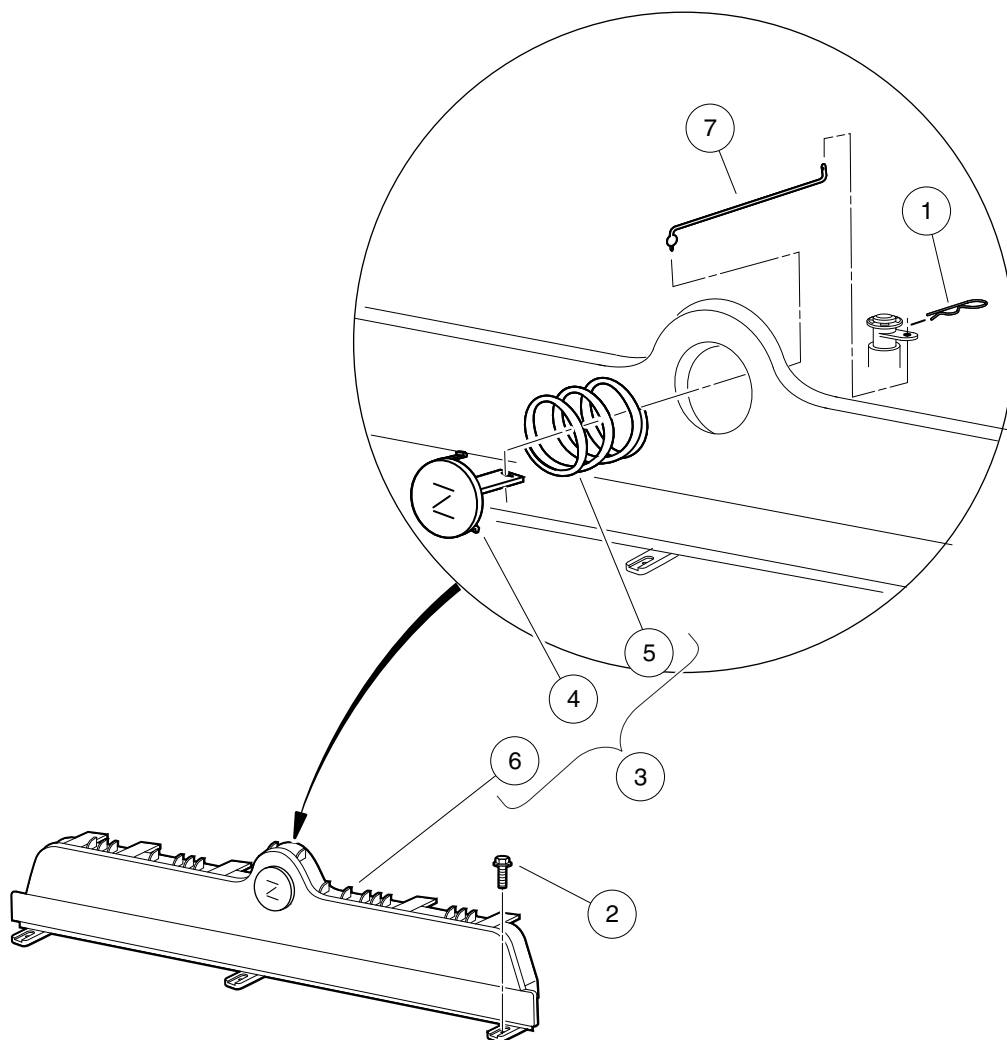
G

E

1

G

E



000501-003

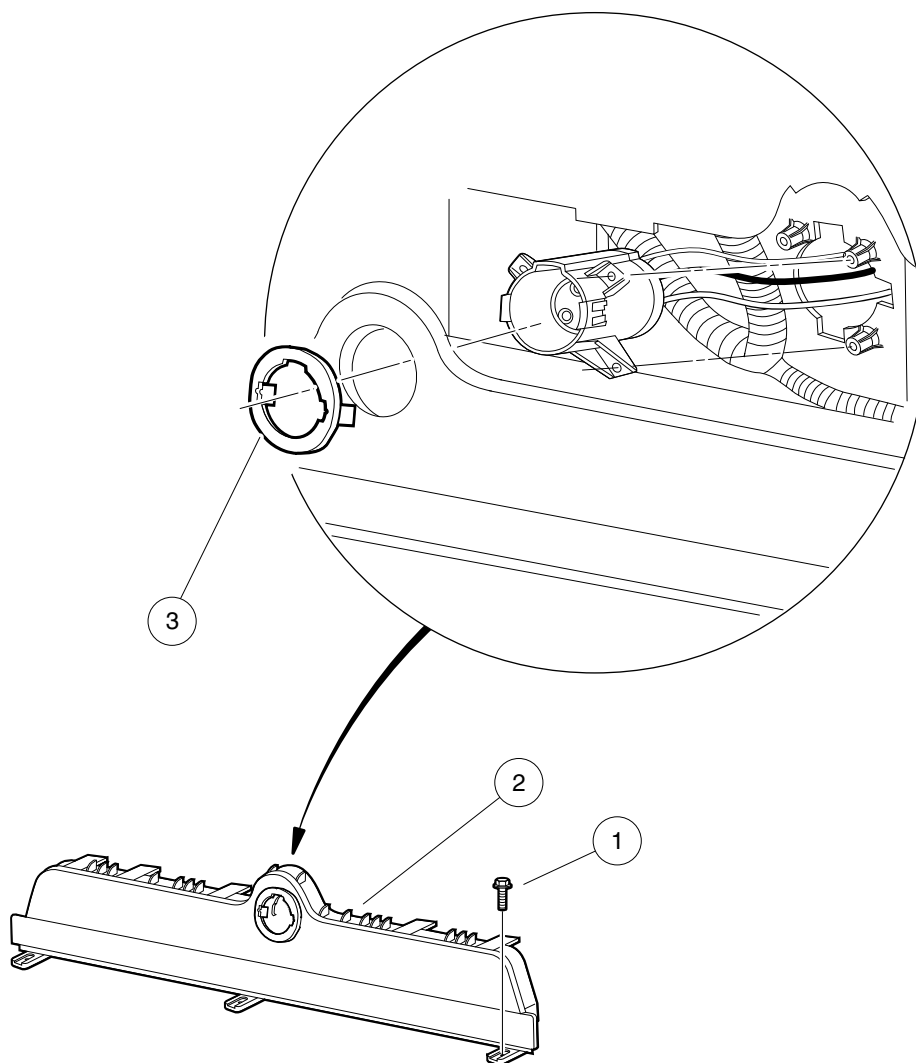
KICK PLATE – GASOLINE VEHICLE

ITEM	PART NO.	DESCRIPTION	QTY	1 G E
		1 2 3 4		
1	1014413	Pin, Hair Spring Cotter	1	
2	102298030	Screw, K80x30, Torx Pn Hd Pt	3	
3	102511702	Asm-gas Kick Plate, Blk (includes items 4 through 6)	1	
4	101811401	Lever, Choke	1	
5	101856201	Compression Spring	1	
6	N/A	Plate - Gas Kick, Blk	1	
7	102514401	Rod, Choke Button	1	

1

G

E



000500-003

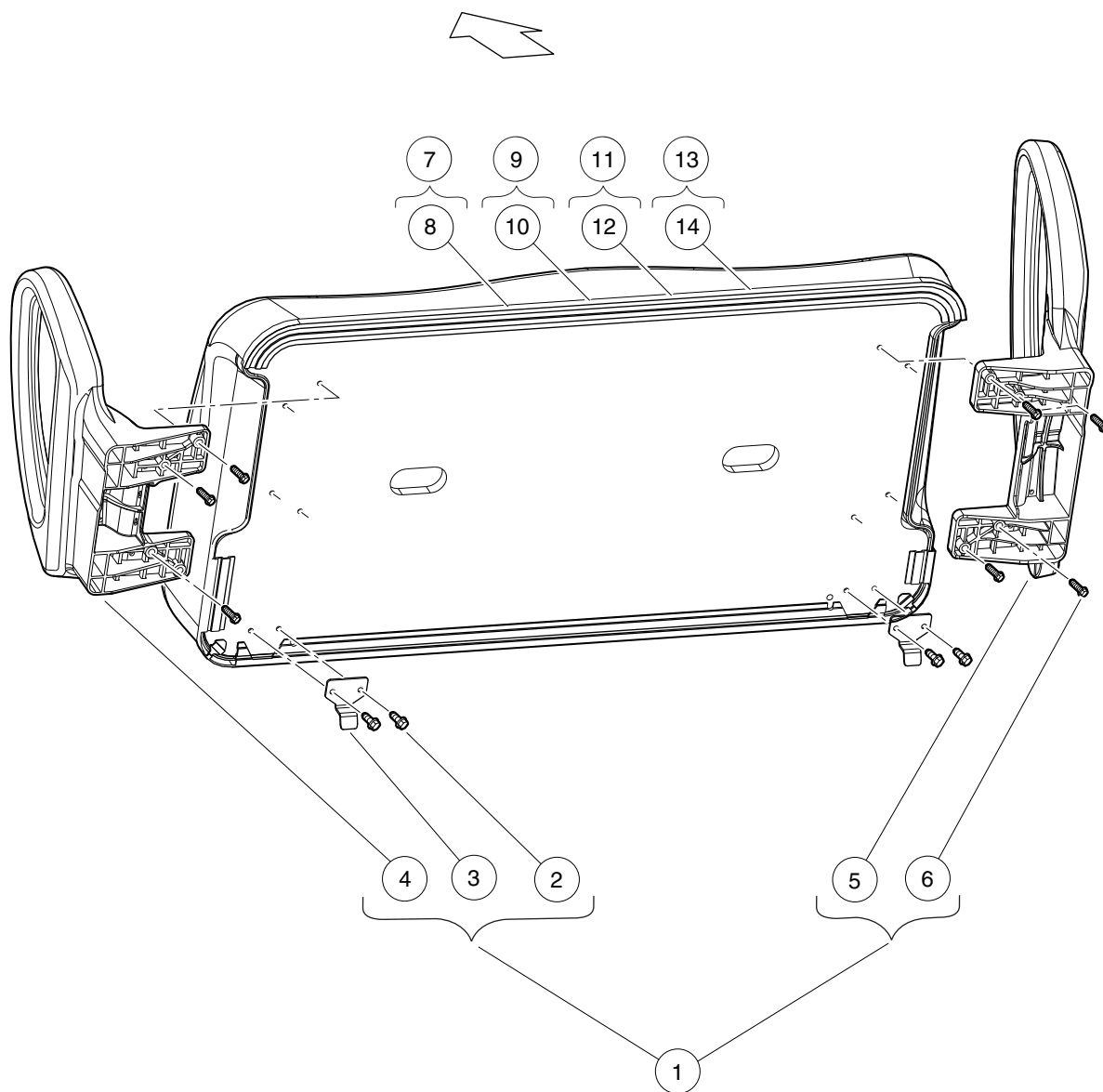
KICK PLATE – ELECTRIC VEHICLE

ITEM	PART NO.	DESCRIPTION	QTY
1	102298030	Screw, K80x30, Torx Pn Hd Pt	3
2	102508202	Plate - Electric Kick Blk	1
3	102516901	Socket Trim	1

1

G

E



000440-006

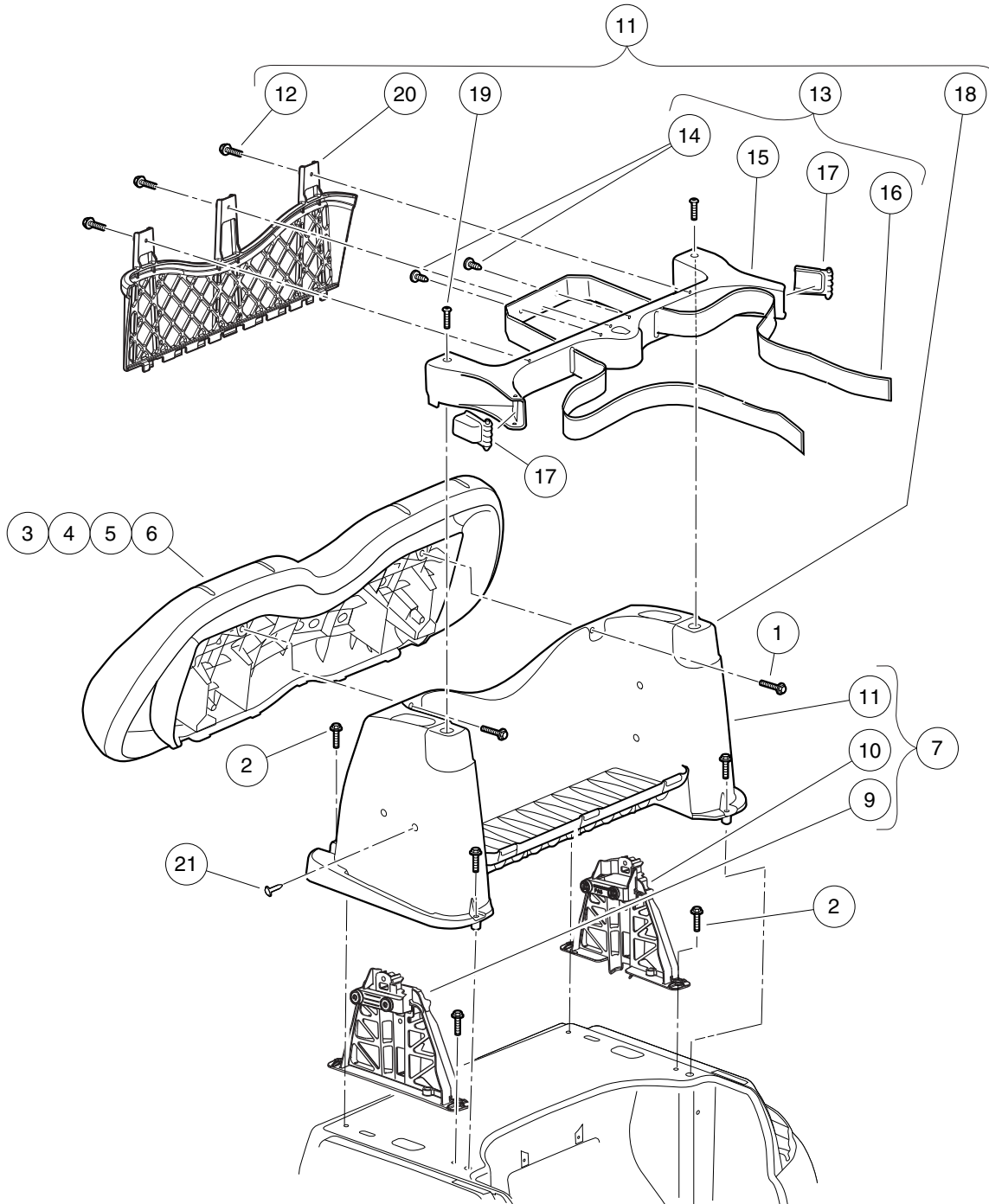
SEAT BOTTOM WITH HIP RESTRAINTS

ITEM	PART NO.	DESCRIPTION	QTY	1 G E
		1 2 3 4		
1	103833901	Kit, Prec, Seat Botm (includes items 2 through 6)	1	
2	101954301	Screw, 1/4-20 X 0.75 Hex-Head Cap	4	
3	103832901	Hinge, Seat Bottom	2	
4	103833601	Hip Restraint, Drv	1	
5	103833701	Hip Restraint, Pas	1	
6	103833801	1/4-20 X 1.5 Hex Flg Patch	8	
7	104023421	Service, Asm, Beige, Seat Btm (includes item 8)	1	
8	101998501	Gasket, Seat	1	
9	104023422	Service, Asm, White, Seat Btm (includes item 10)	1	
10	101998501	Gasket, Seat	1	
11	104023424	Service, Asm, Gray, Seat Btm (includes item 12)	1	
12	101998501	Gasket, Seat	1	
13	104023425	Service, Asm, Black, Seat Btm (includes item 14)	1	
14	101998501	Gasket, Seat	1	

1

G

E



000435-010

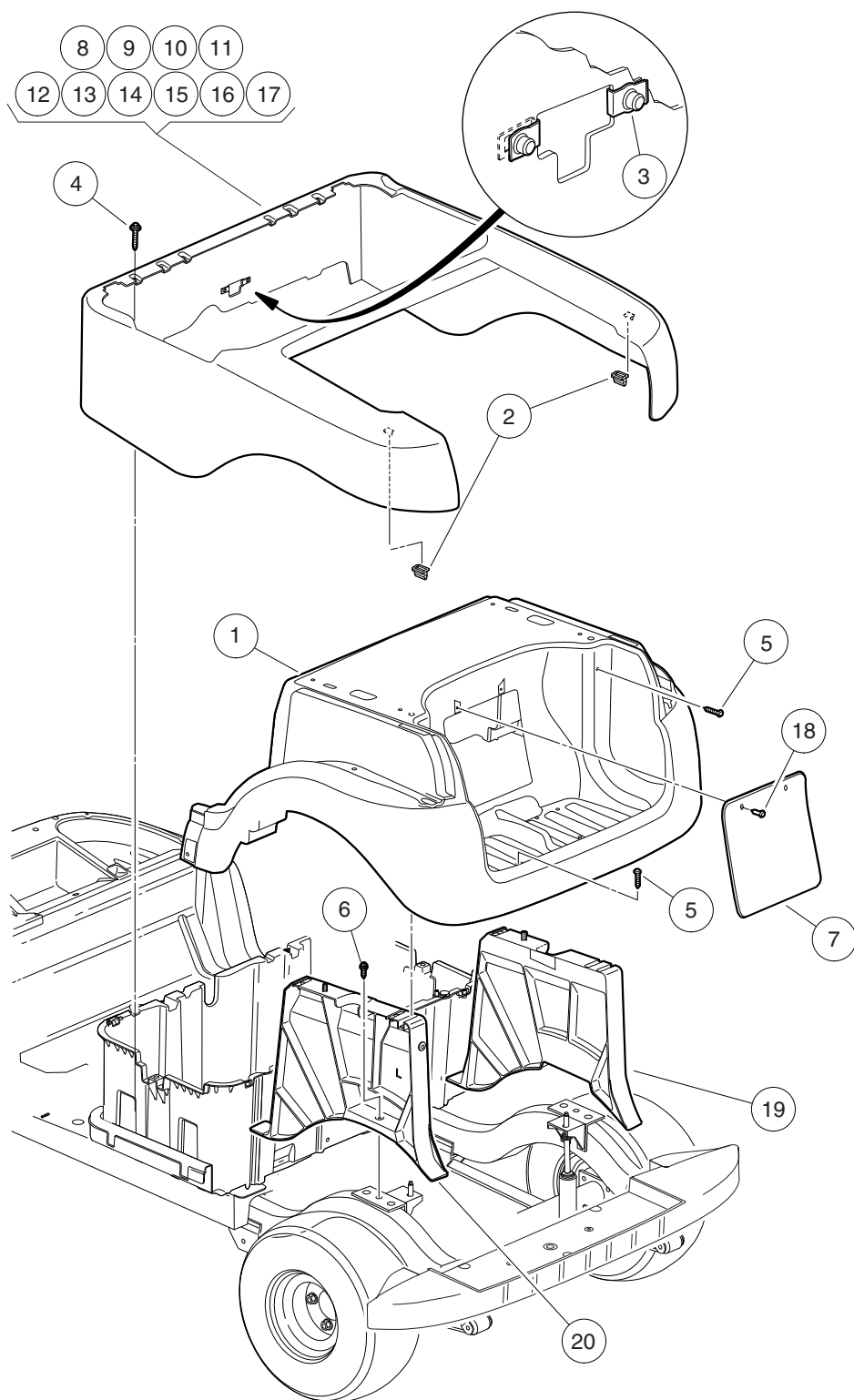
BACKREST AND STRUCTURAL ACCESSORY MODULE (SAM)

ITEM	PART NO.	DESCRIPTION	QTY	1 G E
		1 2 3 4		
1	102296530	Screw - M6 X 1.0 X 30 Sems	2	
2	102298240	Bolt, Flange Head, M8-1.25 X 40	6	
3	103853121	Service, Beige, Seatback Asm	1	
4	103853122	Service, White, Seatback Asm	1	
5	103853124	Service, Gray, Seatback Asm	1	
6	103853125	Service, Black, Seatback Asm	1	
7	103952901	Kit, Sam Assembly (includes items 8 through 11)	1	
8	102297230	Screw,m6,torx,interlock,thread	4	
9	103929301	Support- Canopy, Drv	1	
10	103929302	Support- Canopy, Pass	1	
11	N/A	Asm, Prec, Sam (includes items 12 through 20)	1	
12	102297230	Screw,m6,torx,interlock,thread	3	
13	102504001	Asm-bag Hoop (includes items 14 through 17)	1	
14	1010434	Barrel - Plastic	2	
15	102504201	Hoop-bag	1	
16	102504301	Strap, Bag	1	
17	102517001	Buckle-bag Strap	2	
18	N/A	Structural Accessory Module	1	
19	103327601	Screw, 5/16, Torx, Bosscrew	2	
20	103699401	Panel, Sam, Prec	1	
21	103978801	Barrel-push 6mm	4	
<p>Note: Screws (item 8) not shown. These are four new screws to replace those used to attach accessory mounting brackets to SAM (item 18).</p>				

1

G

E



000436-010

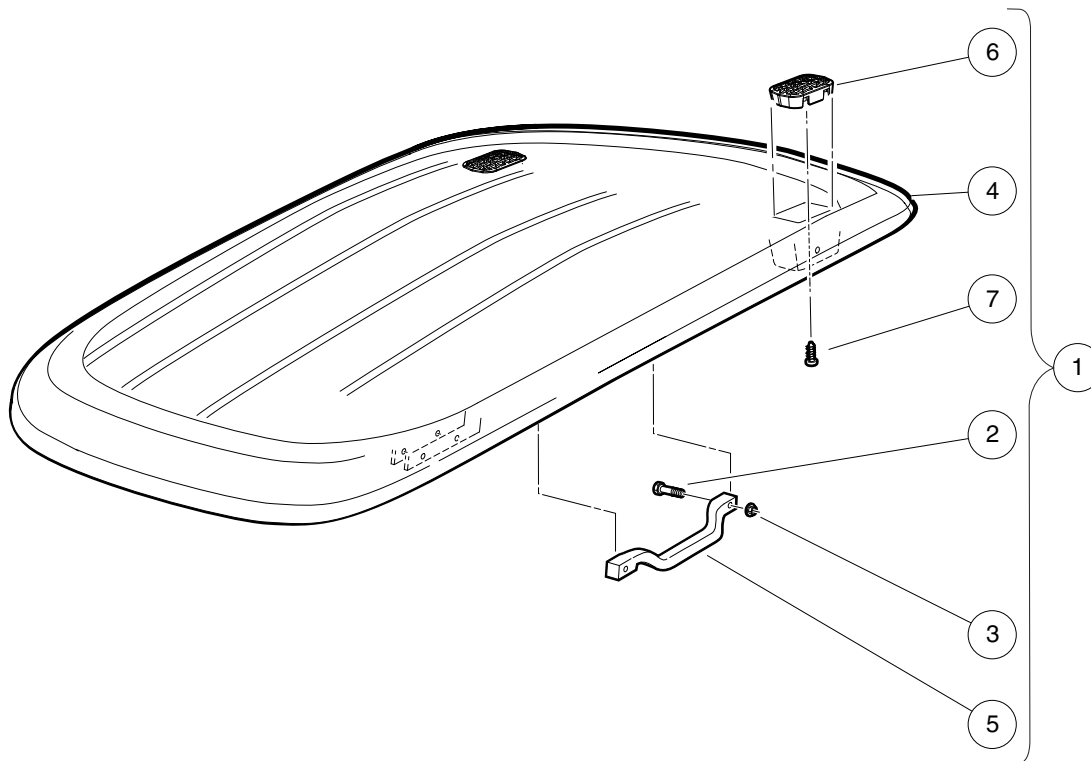
REAR BODY

ITEM	PART NO.	DESCRIPTION	QTY	1 G E
		1 2 3 4		
1	102279104	Underbody - Rear, Blk	1	
2	102292701	Clip-body-trim	2	
3	102296601	U-nut, M6-1.0 Prev Torque	2	
4	102297230	Screw,m6,torx,interlock,thread	4	
5	102298030	Screw, K80x30, Torx Pn Hd Pt	4	
6	102298716	M8-1.25x16 Taptite	2	
7	102501402	Panel, Access, Black	1	
8	102502301	Panel, Beauty, Rear, White	1	
9	102502302	Panel, Beauty, Rear, Beige	1	
10	102502304	Panel, Beauty, Rear, Gray	1	
11	102502305	Panel, Beauty, Rear, Red	1	
12	102502306	Panel, Beauty, Rear, Burgundy	1	
13	102502307	Panel, Beauty, Rear, Green	1	
14	102502308	Panel, Beauty, Rear, Blue	1	
15	102502309	Panel, Beauty, Rear, Black	1	
16	102502311	Panel-beauty Rear, Cayenne	1	
17	102502313	Panel-beauty Rear, Atlantic	1	
18	102967901	Rivet, Removable, Tuflok 1/4"	2	
19	103812901	Asm, Rear Underbody Supp, Rh	1	
20	103813001	Asm, Rear Underbody Supp, Lh	1	

1

G

E



000439-009

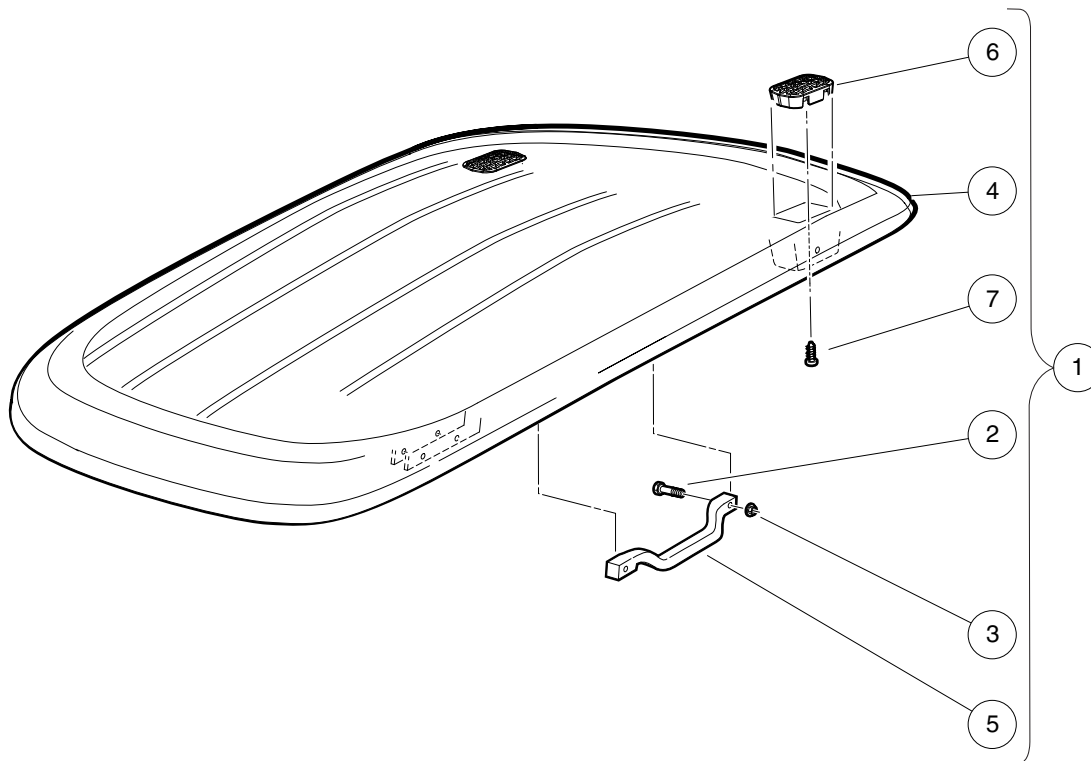
CANOPY – WHITE

ITEM	PART NO.	DESCRIPTION	QTY	1 G E
		1 2 3 4		
1	104008001	Asm, Canopy W/handles, White (includes items 2 through 7)	1	
2	102296140	Bolt, Flanged Head, M6x1.0x40	4	
3	102296401	Nut, M6x1.0, Flange, Metal Lock	4	
4	102508901	Canopy-white	1	
5	102511601	Handle, Canopy (White)	2	
6	103205101	Cover, Drain, Canopy, Precedent	2	
7	103210101	Screw, #8 X.75, Torx, Tapping	2	

1

G

E



000439-009



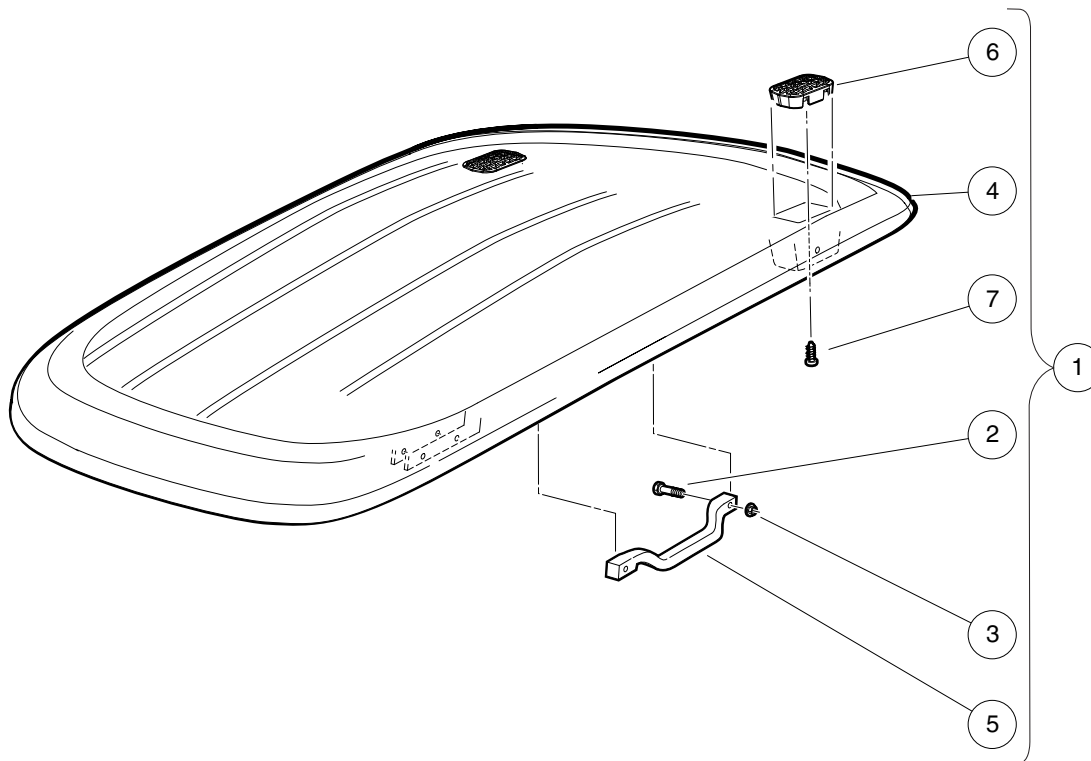
CANOPY – BEIGE

ITEM	PART NO.	DESCRIPTION	QTY	1 G E
		1 2 3 4		
1	104008002	Asm, Canopy W/handles, Beige (includes items 2 through 7)	1	
2	102296140	Bolt, Flanged Head, M6x1.0x40	4	
3	102296401	Nut, M6x1.0, Flange, Metal Lock	4	
4	102508902	Canopy-beige	1	
5	102511602	Handle, Canopy (Beige)	2	
6	103205101	Cover, Drain, Canopy, Precedent	2	
7	103210101	Screw, #8 X.75, Torx, Tapping	2	

1

G

E



000439-009



CANOPY – BLACK

ITEM	PART NO.	DESCRIPTION	QTY
		1 2 3 4	
1	104008003	Asm, Canopy W/handles, Black (includes items 2 through 7)	1
2	102296140	Bolt, Flanged Head, M6x1.0x40	4
3	102296401	Nut, M6x1.0, Flange, Metal Lock	4
4	102508903	Canopy-black	1
5	102511603	Handle-canopy (black)	2
6	103205101	Cover, Drain, Canopy, Precedent	2
7	103210101	Screw, #8 X.75, Torx, Tapping	2

1

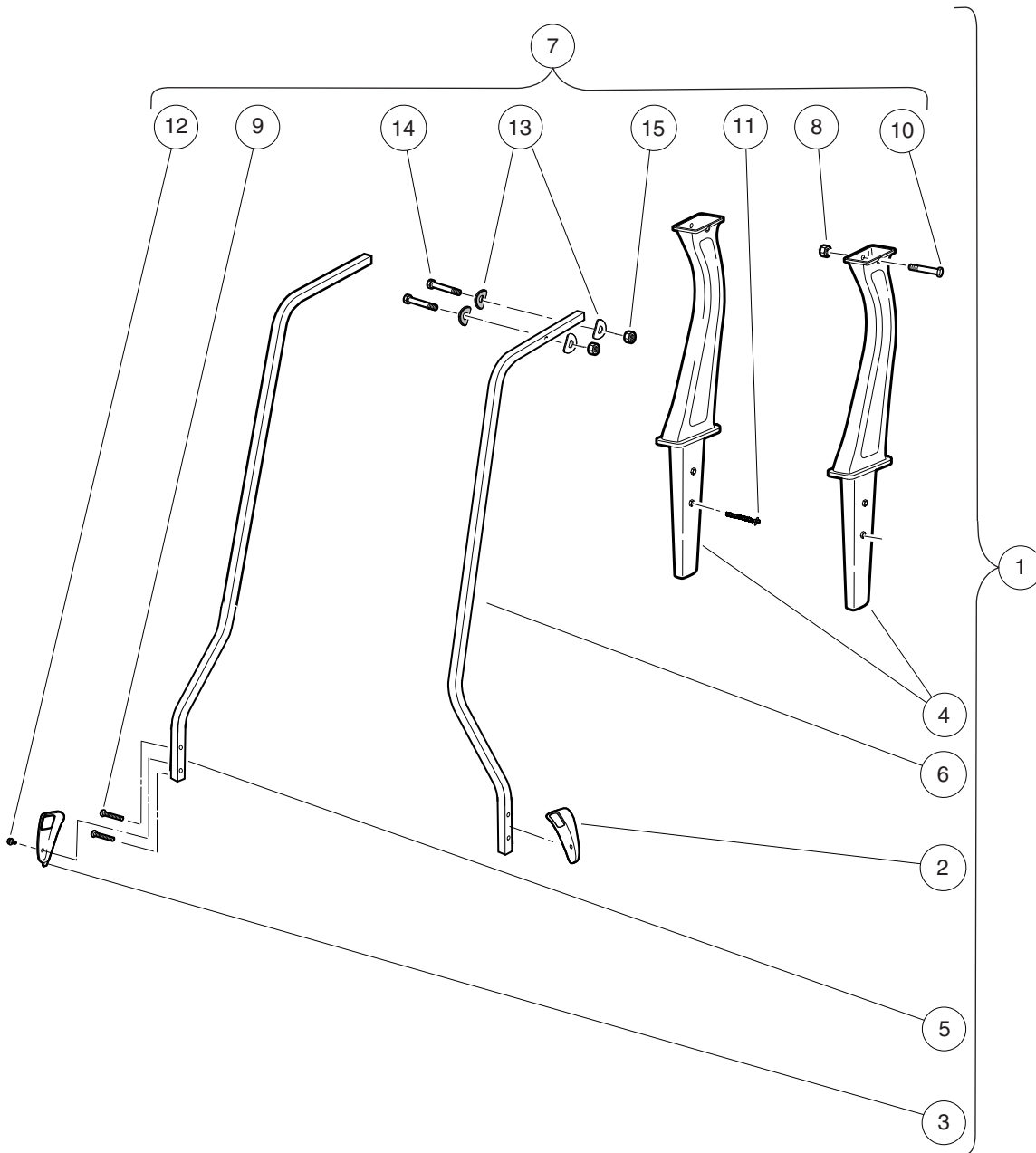
G

E

1

G

E



000439-010

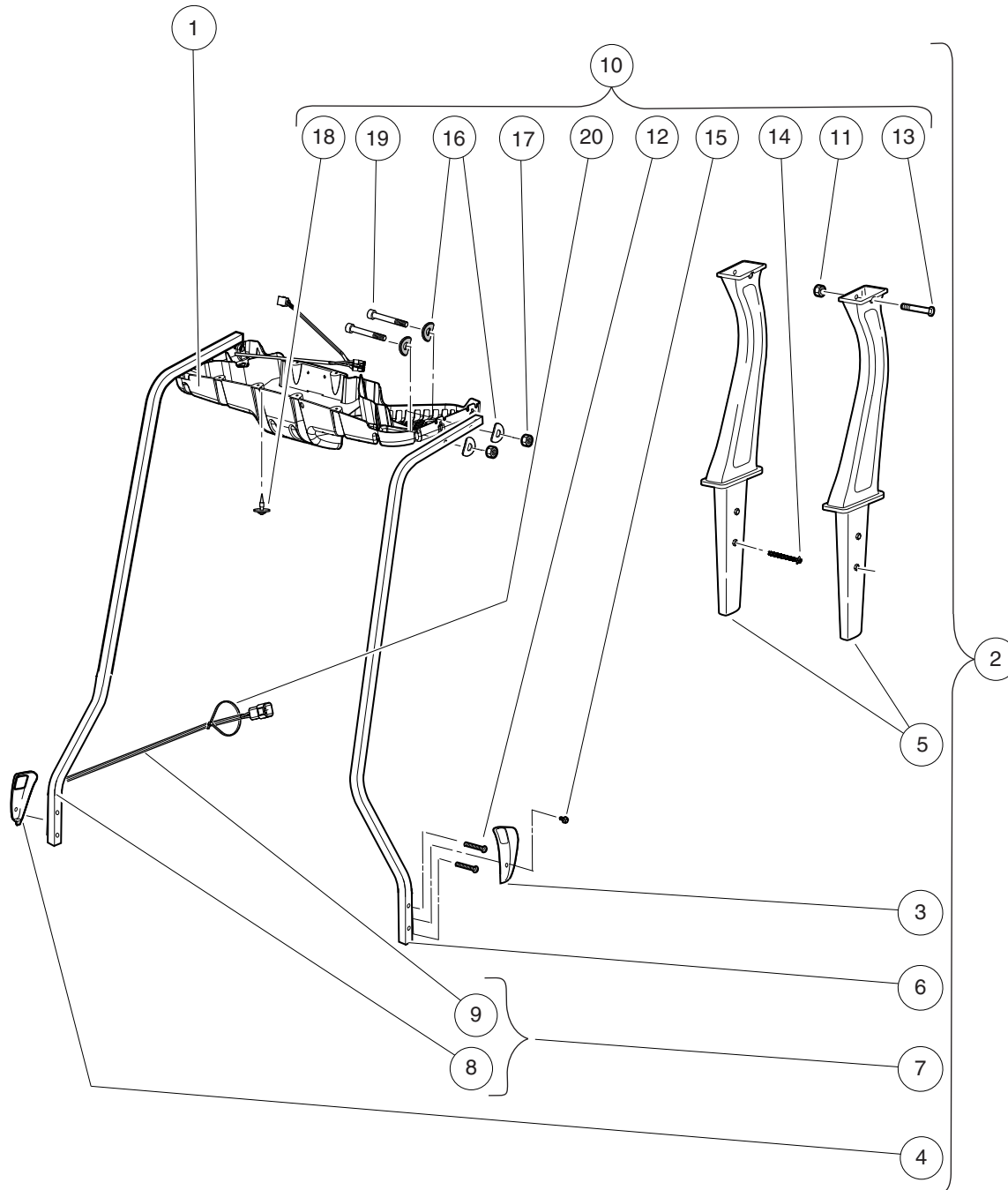
CANOPY STRUTS

ITEM	PART NO.	DESCRIPTION	QTY	1 G E
		1 2 3 4		
1	104008901	Kit, Sp, Struts, Prec, Std (includes items 2 through 7)	1	
2	102400002	Cover, Lh Canopy Support, Blk	1	
3	102400102	Cover, Rh Canopy Support, Blk	1	
4	102513501	Asm-rear Canopy Support	2	
5	103750001	Strut, Canopy Front Rh-prec	1	
6	103750101	Strut, Canopy Front Lh-prec	1	
7	104008501	Kit, Hardware, Canopy, Std (includes items 8 through 15)	1	
8	102298401	Nut,m8,all Metal Lock	2	
9	102299065	M8-1.25 X 65 Tx Bttm Hd Bolt	4	
10	102299360	Screw, M8-1.25 X 60, Sems, Tx	2	
11	102299601	Screw, Pt, K80x70 Hex Flg Hd	2	
12	102544201	Screw, M6 Hex	2	
13	103196001	Washer, Conical Spring, Canopy	8	
14	103199301	Bolt - M6 X 1 X 45 Hh Grey	4	
15	103200301	Nut, M6 x 1.00	4	

1

G

E



000439-011

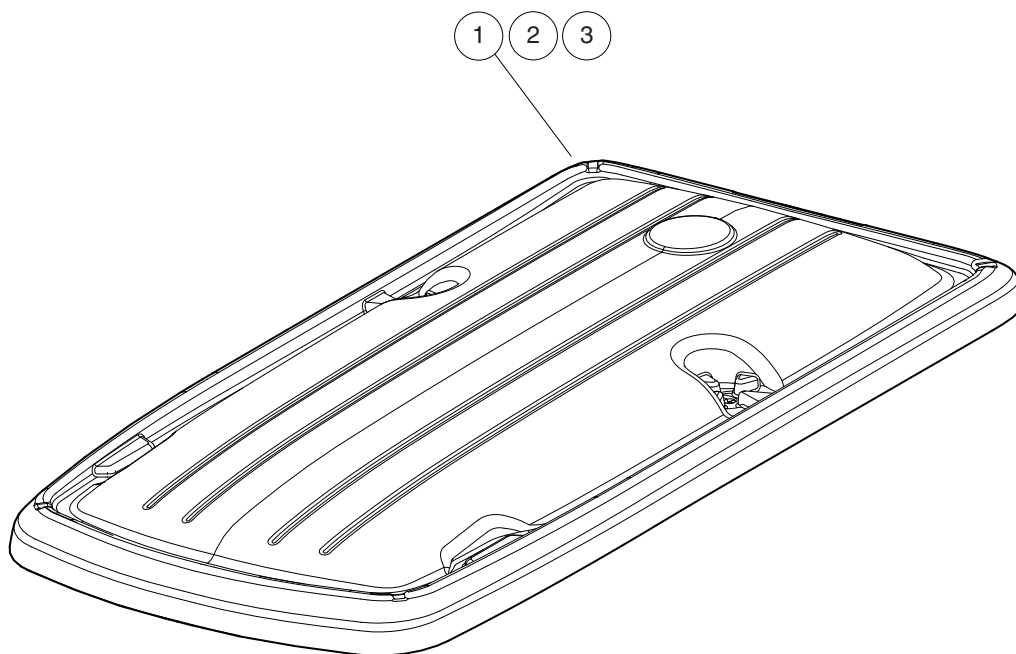
VISAGE CANOPY STRUTS AND CONSOLE

ITEM	PART NO.	DESCRIPTION	QTY	1 G E
		1 2 3 4		
1	103725601	Support, Guardian Canopy Mt	1	
2	104008902	Kit, Sp, Struts, Prec, Vis (includes items 3 through 10)	1	
3	102400002	Cover, Lh Canopy Support, Blk	1	
4	102400102	Cover, Rh Canopy Support, Blk	1	
5	102513501	Asm-rear Canopy Support	2	
6	103750101	Strut, Canopy Front Lh-prec	1	
7	103775201	Asm, Frnt Strut, Prec, Ps, V2 (includes items 8 and 9)	1	
8	103750001	Strut, Canopy Front Rh-prec	1	
9	103775601	Harness, Canopy Mount, V2	1	
10	104008502	Kit, Hardware, Canopy, Vis (includes items 11 through 20)	1	
11	102298401	Nut,m8,all Metal Lock	2	
12	102299065	M8-1.25 X 65 Tx Bttm Hd Bolt	4	
13	102299360	Screw, M8-1.25 X 60, Sems, Tx	2	
14	102299601	Screw, Pt, K80x70 Hex Flg Hd	2	
15	102544201	Screw, M6 Hex	2	
16	103196001	Washer, Conical Spring, Canopy	4	
17	103200301	Nut, M6 x 1.00	4	
18	103774801	Screw, Pt, Washer Head, 4x16	6	
19	103881201	Socket Head Cap Screw, M6 X 50mm, Magni-Coated	4	
20	8990	Tie Wrap, 8" Nylon	1	

1

G

E



000439-012

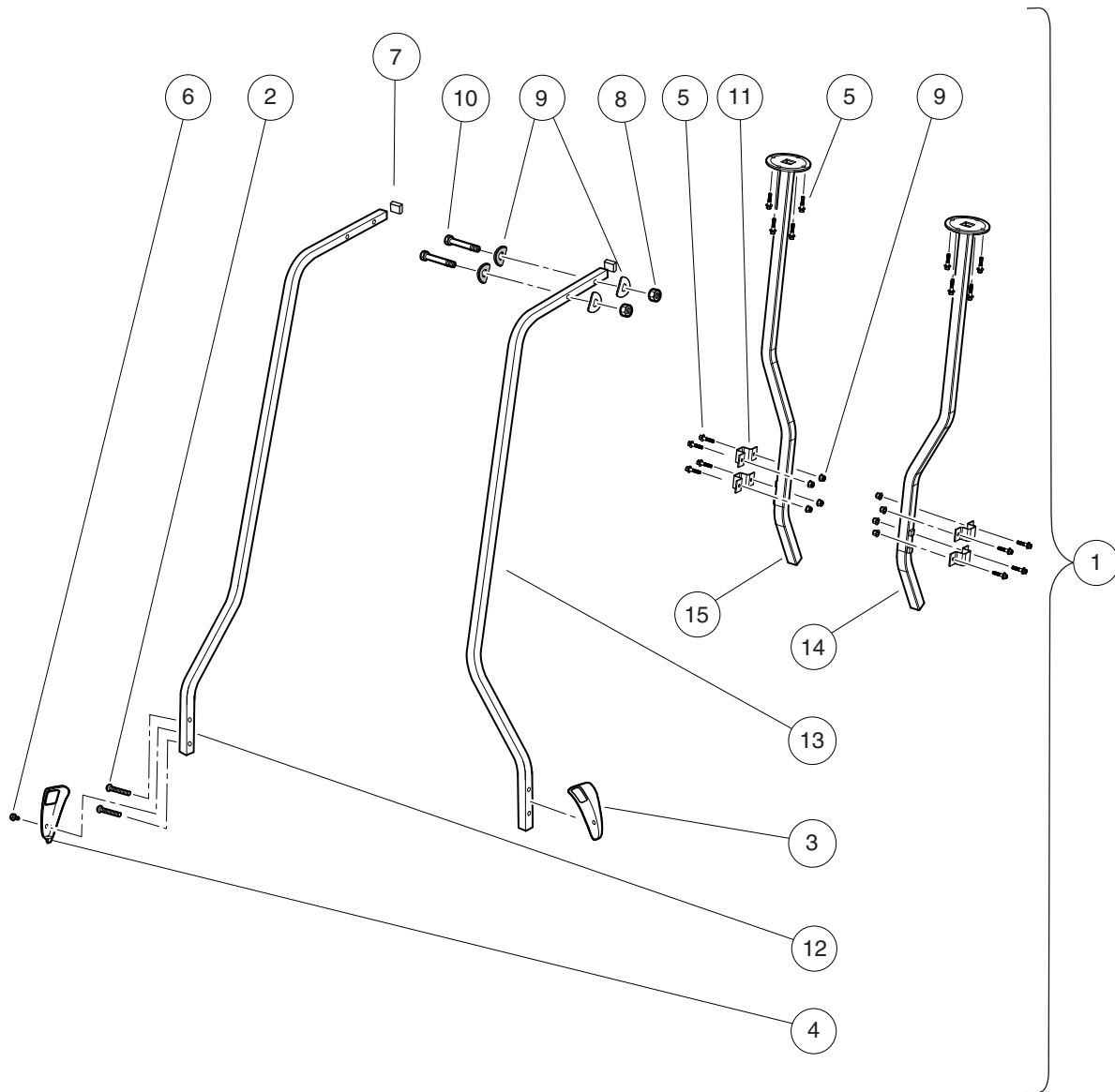
FOUR-PASSENGER MONSOON CANOPY

ITEM	PART NO.	DESCRIPTION	QTY
1	103286201	Asm, Canopy 4p Monsoon XI, Wht	1
2	103286202	Asm, Canopy 4p Monsoon XI, Bge	1
3	103286203	Asm, Canopy 4p Monsoon XI, Blk	1

1

G

E



000439-013

FOUR-PASSENGER MONSOON CANOPY STRUTS

ITEM	PART NO.	DESCRIPTION	QTY
		1 2 3 4	
1	103725701	Kit- Canopy 4 Pass Strut (includes items 2 through 15)	1
2	102299065	M8-1.25 X 65 Tx Bttn Hd Bolt	4
3	102400002	Cover, Lh Canopy Support, Blk	1
4	102400102	Cover, Rh Canopy Support, Blk	1
5	102541425	Bolt, M6x1.0x25, Hex Flhd, Blk-l	16
6	102544201	Screw, M6 Hex	2
7	102581201	Plug, Square - 25.4 mm	2
8	102621501	Nut, Flange, M6 X 1.0 Nylon	12
9	103196001	Washer, Conical Spring, Canopy	8
10	103199301	Bolt - M6 X 1 X 45 Hh Grey	4
11	103653201	Bracket- Hat, Strut	4
12	103750001	Strut, Canopy Front Rh-prec	1
13	103750101	Strut, Canopy Front Lh-prec	1
14	103816401	Weldment- Drain Strut, Drv	1
15	103816402	Weldment- Drain Strut, Pas	1

1

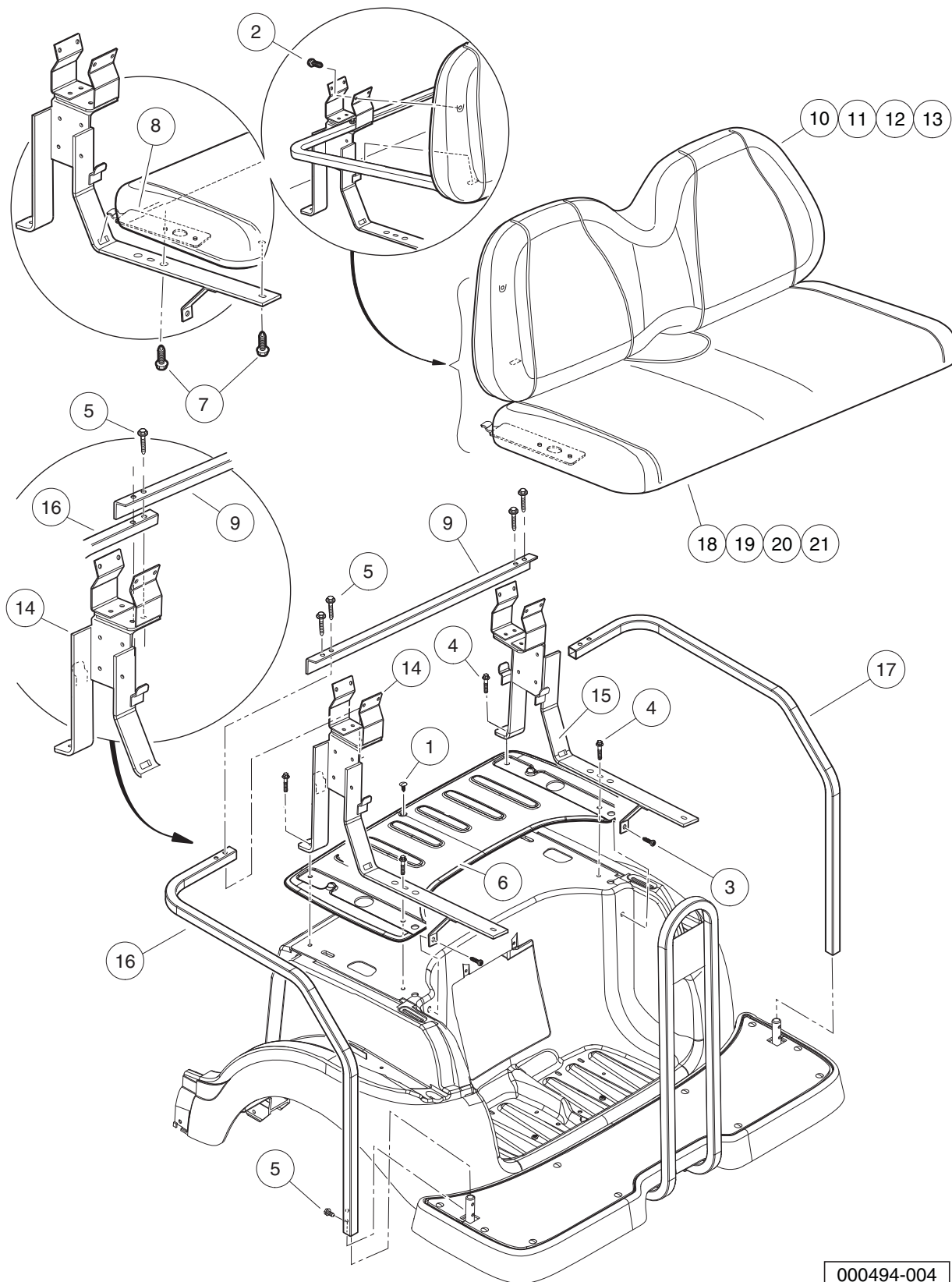
G

E

1

G

E



000494-004

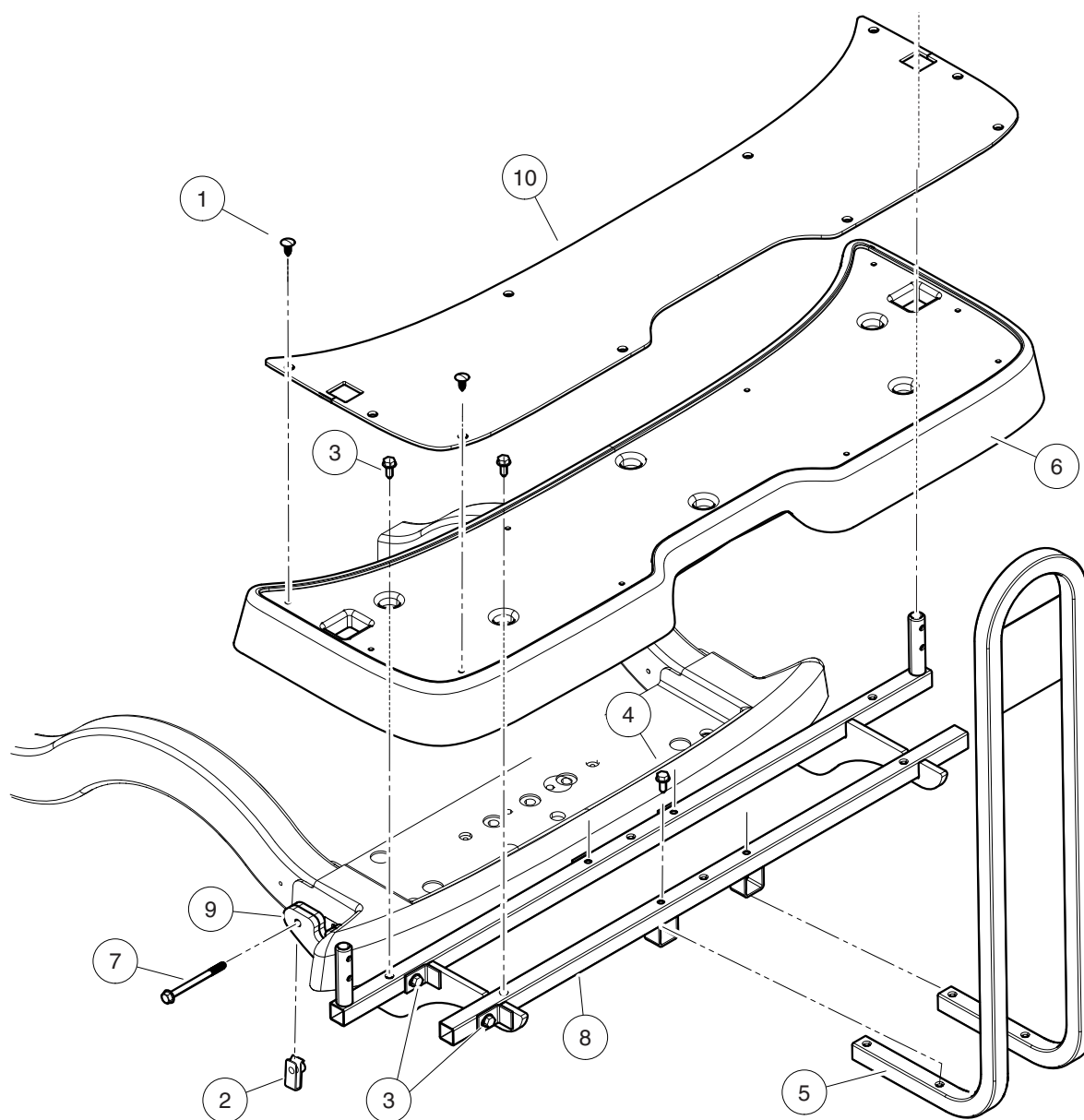
REAR SEAT – PRECEDENT VILLAGER 4

ITEM	PART NO.	DESCRIPTION	QTY	1 G E
		1 2 3 4		
1	1010434	Barrel - Plastic	10	
2	102296530	Screw - M6 X 1.0 X 30 Sems	4	
3	102298030	Screw, K80x30, Torx Pn Hd Pt	2	
4	102298240	Bolt, Flange Head, M8-1.25 X 40	1	
5	102298745	M8-1.25x45 Taptite	10	
6	102531502	Cover- 4 Pass W/canopy	1	
7	102541425	Bolt, M6x1.0x25, Hex Flhd, Blk-l	4	
8	102573101	Bracket, 4-pass Lower Seat	2	
9	103653001	Angle, Strut, Tie	1	
10	103853121	Service, Beige, Seatback Asm	1	
11	103853122	Service, White, Seatback Asm	1	
12	103853124	Service, Gray, Seatback Asm	1	
13	103853125	Service, Black, Seatback Asm	1	
14	103866801	Weldment, Sprt, 4pass, Drv	1	
15	103866802	Weldment, Sprt, 4pass, Pasrv	1	
16	103866901	Restraint-lh 4pass Hip	1	
17	103866902	Restraint-rh 4pass Hip	1	
18	105101221	Service, Beige, 4pass Rear Btm	1	
19	105101222	Service, White, 4pass Rear Btm	1	
20	105101224	Service, Gray, 4pass Rear Btm	1	
21	105101225	Service, Black, 4pass Rear Btm	1	

1

G

E



000493-004



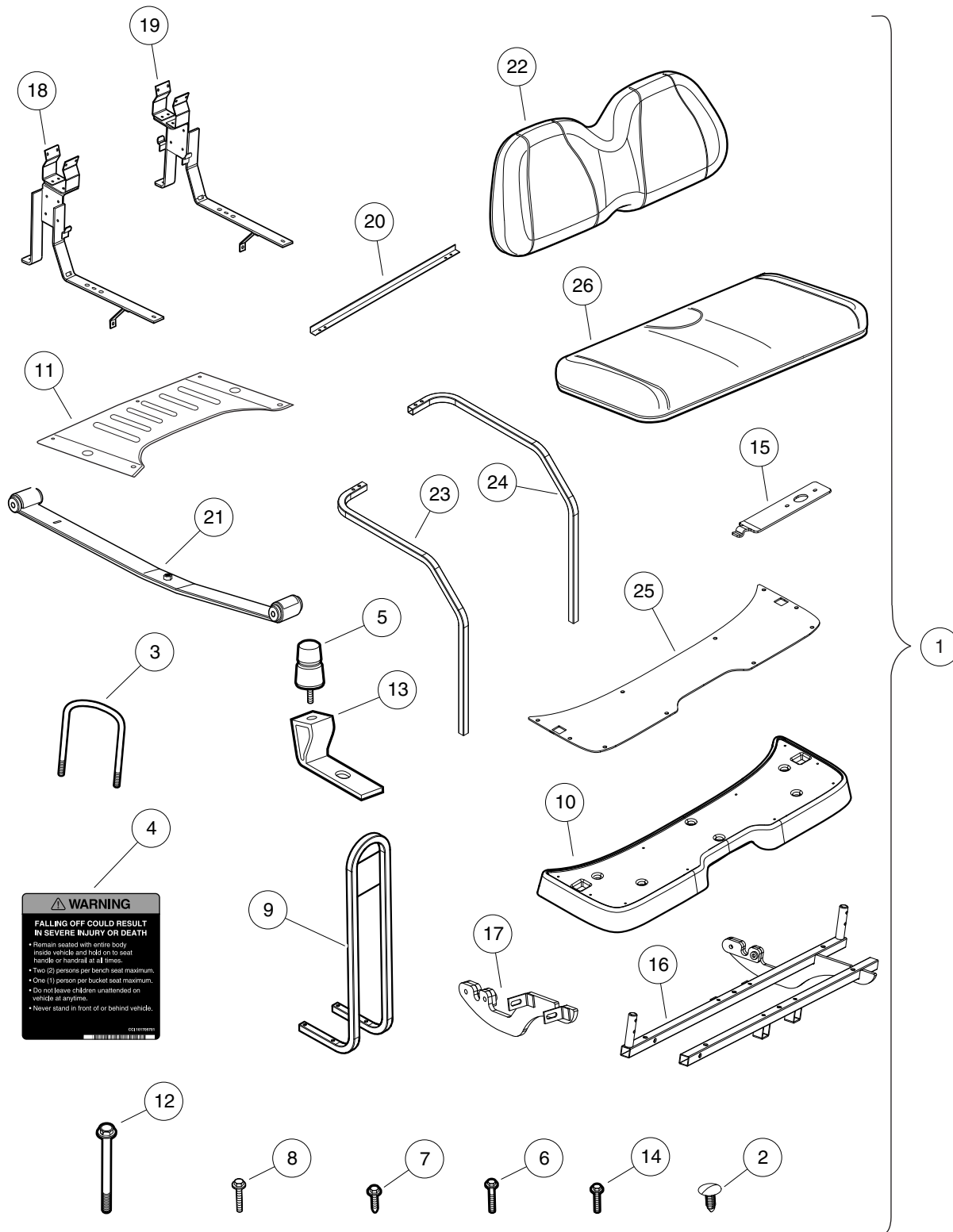
REAR FOOTREST ASSEMBLY, PRECEDENT VILLAGER 4

ITEM	PART NO.	DESCRIPTION	QTY	1 G E
		1 2 3 4		
1	1010434	Barrel - Plastic	10	
2	102298601	J-clip - M8 X 1.25	4	
3	102298720	Screw, M8-1.25x20, Taptite	8	
4	102298745	M8-1.25x45 Taptite	4	
5	102531001	Handrail Weldment, Rear Seat	1	
6	102531402	Footdeck, 4-Passenger, Black	1	
7	102534201	Bolt - Fl Hd, M8 X 95	4	
8	102584701	Weld, 4-pass Footdeck-a	1	
9	102584801	Weld, 4-pass Footdeck-b	1	
10	103922401	Floormat, 4-pass, Rear	1	

1

G

E



000505-008

FOUR PASSENGER CONVERSION KIT, MONSOON – BEIGE

ITEM	PART NO.	DESCRIPTION	QTY
		1 2 3 4	
1	102570905	Kit-4pass, Monsoon XI, Beige (includes items 2 through 26)	1
2	1010434	Barrel - Plastic	11
3	1014902	U-Bolt	2
4	101705701	Decal, Warning	1
5	1017235	Bumper, Jounce	2
6	102296530	Screw - M6 X 1.0 X 30 Sems	4
7	102298720	Screw, M8-1.25x20, Taptite	12
8	102298745	M8-1.25x45 Taptite	8
9	102531001	Handrail Weldment, Rear Seat	1
10	102531402	Footdeck, 4-Passenger, Black	1
11	102531502	Cover- 4 Pass W/canopy	1
12	102534201	Bolt - Fl Hd, M8 X 95	4
13	102534801	Jounce Bumper Bracket	2
14	102541425	Bolt, M6x1.0x25, Hex Flhd, Blk-l	6
15	102573101	Bracket, 4-pass Lower Seat	2
16	102584701	Weld, 4-pass Footdeck-a	1
17	102584801	Weld, 4-pass Footdeck-b	1
18	103624601	Weldment, Spt, 4pass, Drv	1
19	103624602	Weldment, Spt, 4pass, Pas	1
20	103653001	Angle, Strut, Tie	1
21	103742303	Asm, Rear Leaf Spring, Prec, 4-Passenger	2
22	103853121	Service, Beige, Seatback Asm	1
23	103866901	Restraint-lh 4pass Hip	1
24	103866902	Restraint-rh 4pass Hip	1
25	103922401	Floormat, 4-pass, Rear	1
26	105101221	Service, Beige, 4pass Rear Btm	1

1

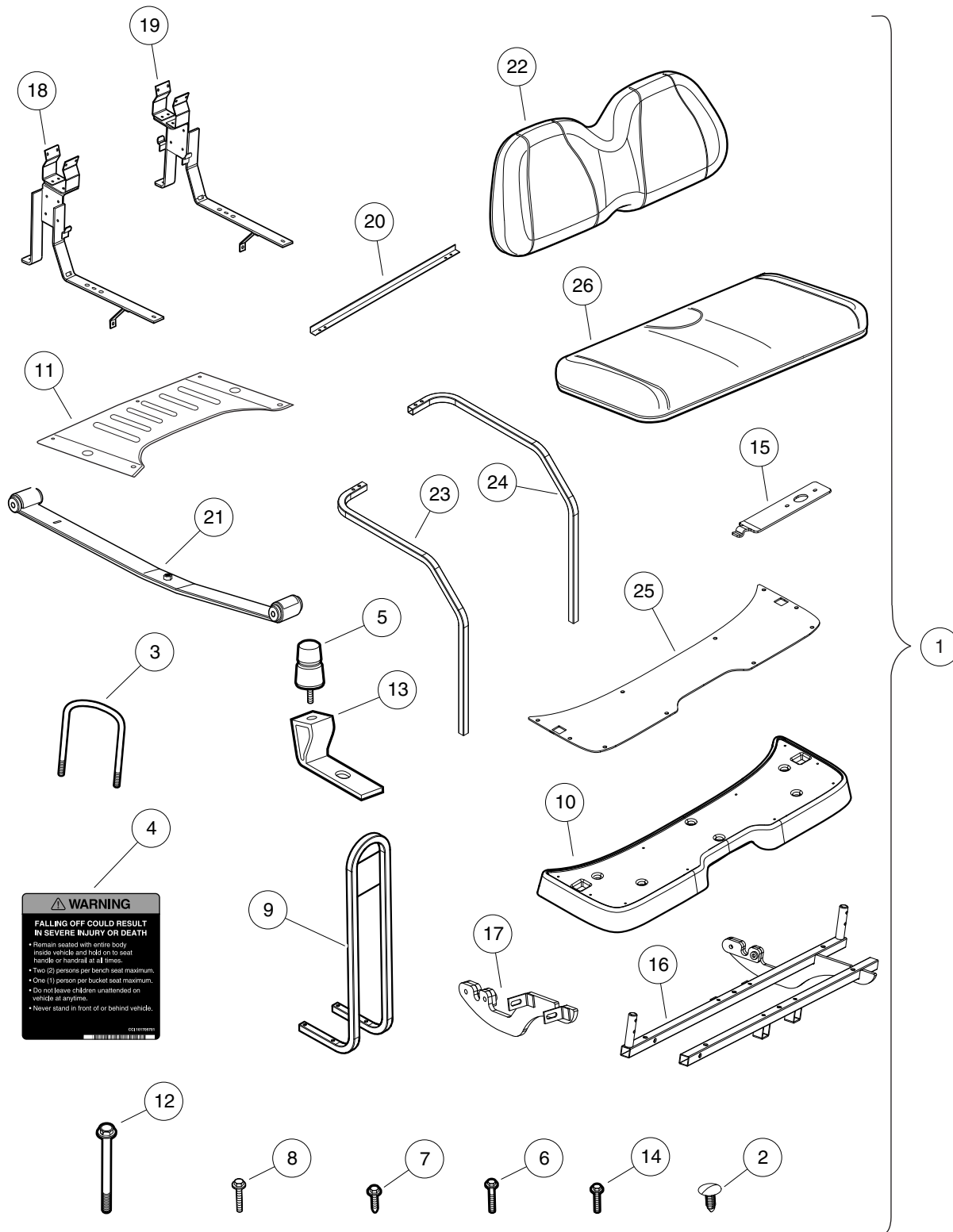
G

E

1

G

E



000505-008

FOUR PASSENGER CONVERSION KIT, MONSOON – WHITE

ITEM	PART NO.	DESCRIPTION	QTY
		1 2 3 4	
1	102570906	Kit-4pass, Monsoon XI, White (includes items 2 through 26)	1
2	1010434	Barrel - Plastic	11
3	1014902	U-Bolt	2
4	101705701	Decal, Warning	1
5	1017235	Bumper, Jounce	2
6	102296530	Screw - M6 X 1.0 X 30 Sems	4
7	102298720	Screw, M8-1.25x20, Taptite	12
8	102298745	M8-1.25x45 Taptite	8
9	102531001	Handrail Weldment, Rear Seat	1
10	102531402	Footdeck, 4-Passenger, Black	1
11	102531502	Cover- 4 Pass W/canopy	1
12	102534201	Bolt - Fl Hd, M8 X 95	4
13	102534801	Jounce Bumper Bracket	2
14	102541425	Bolt, M6x1.0x25, Hex Flhd, Blk-l	6
15	102573101	Bracket, 4-pass Lower Seat	2
16	102584701	Weld, 4-pass Footdeck-a	1
17	102584801	Weld, 4-pass Footdeck-b	1
18	103624601	Weldment, Spt, 4pass, Drv	1
19	103624602	Weldment, Spt, 4pass, Pas	1
20	103653001	Angle, Strut, Tie	1
21	103742303	Asm, Rear Leaf Spring, Prec, 4-Passenger	2
22	103853122	Service, White, Seatback Asm	1
23	103866901	Restraint-lh 4pass Hip	1
24	103866902	Restraint-rh 4pass Hip	1
25	103922401	Floormat, 4-pass, Rear	1
26	105101222	Service, White, 4pass Rear Btm	1

1

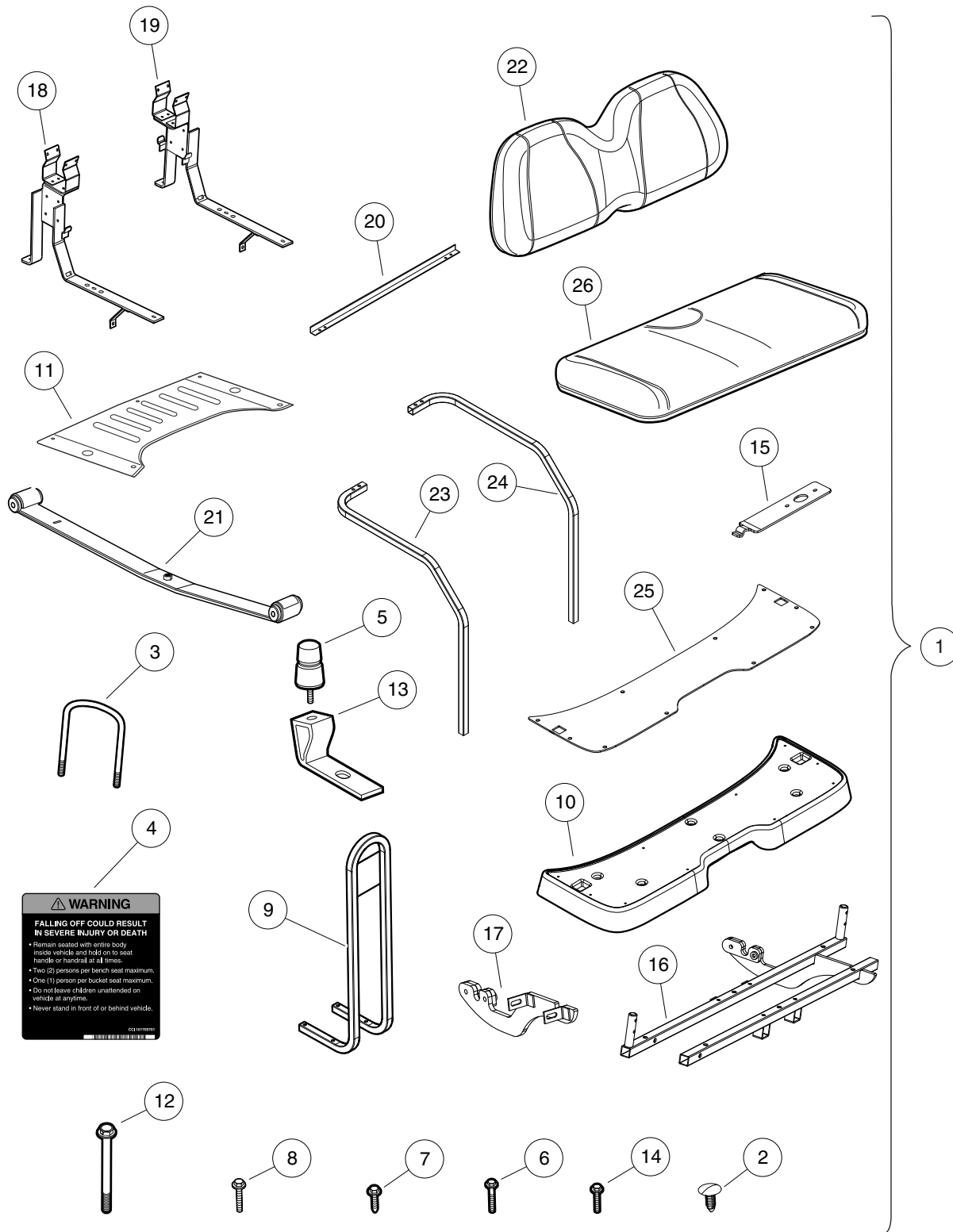
G

E

1

G

E



000505-008

FOUR PASSENGER CONVERSION KIT, MONSOON – GRAY

ITEM	PART NO.	DESCRIPTION	QTY
		1 2 3 4	
1	102570907	Kit-4pass, Monsoon XI, Gray (includes items 2 through 26)	1
2	1010434	Barrel - Plastic	11
3	1014902	U-Bolt	2
4	101705701	Decal, Warning	1
5	1017235	Bumper, Jounce	2
6	102296530	Screw - M6 X 1.0 X 30 Sems	4
7	102298720	Screw, M8-1.25x20, Taptite	12
8	102298745	M8-1.25x45 Taptite	8
9	102531001	Handrail Weldment, Rear Seat	1
10	102531402	Footdeck, 4-Passenger, Black	1
11	102531502	Cover- 4 Pass W/canopy	1
12	102534201	Bolt - Fl Hd, M8 X 95	4
13	102534801	Jounce Bumper Bracket	2
14	102541425	Bolt, M6x1.0x25, Hex Flhd, Blk-l	6
15	102573101	Bracket, 4-pass Lower Seat	2
16	102584701	Weld, 4-pass Footdeck-a	1
17	102584801	Weld, 4-pass Footdeck-b	1
18	103624601	Weldment, Spt, 4pass, Drv	1
19	103624602	Weldment, Spt, 4pass, Pas	1
20	103653001	Angle, Strut, Tie	1
21	103742303	Asm, Rear Leaf Spring, Prec, 4-Passenger	2
22	103853124	Service, Gray, Seatback Asm	1
23	103866901	Restraint-lh 4pass Hip	1
24	103866902	Restraint-rh 4pass Hip	1
25	103922401	Floormat, 4-pass, Rear	1
26	105101224	Service, Gray, 4pass Rear Btm	1

1

G

E

DID YOU KNOW?

CartPros directs you to the right part using the part numbers from this manual. Enter the part number into our search box and it will find the part you are looking for.

**GET STARTED
HERE**



<https://CartPros.com/f.html>

1

G

E



WHEELS AND TIRES

2

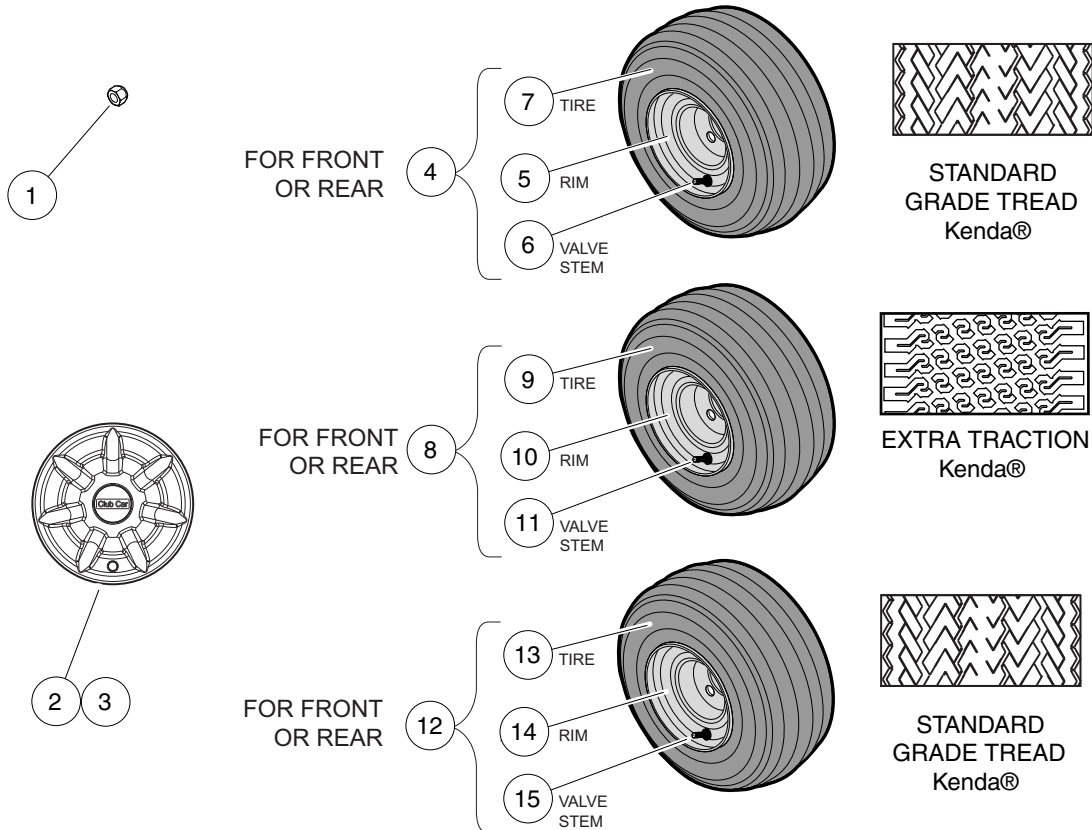
G

E

2

G

E



000474-007


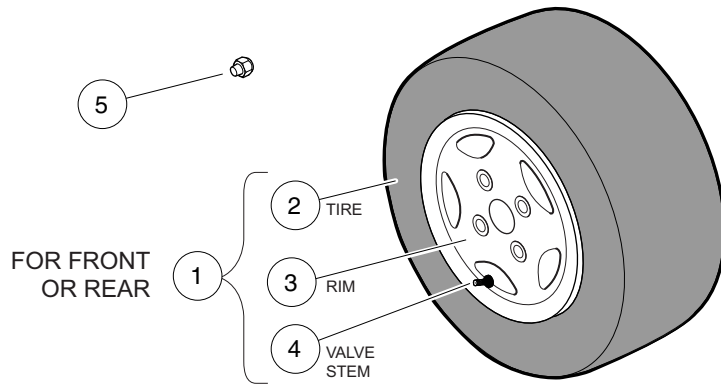
WHEELS AND TIRES, I2 AND SIGNATURE

ITEM	PART NO.	DESCRIPTION	QTY	2 G E
		1 2 3 4		
1	1010984	.500-20 Unf Lug Nut	16	
2	102559901	Hub Cap Kit, Prec (includes item 3)	1	
3	103694501	Hub Cap, 7 Prong	4	
4	103951001	Assembly, Silver Wheel Kenda, Hn1 4ply (includes items 5 through 7)	4	
5	103459104	Wheel Rim, 8"x7", Silver, Std	1	
6	7310	Valve Stem	1	
7	AM10682	Unmounted Prem Tire 18x8.50x8	1	
8	103951002	Assembly, Silver Wheel Kenda, X/t 6ply (includes items 9 through 11)	4	
9	102569302	Tire, Kenda, 18x8.5-8, 6-ply Xtr	1	
10	103459104	Wheel Rim, 8"x7", Silver, Std	1	
11	7310	Valve Stem	1	
12	103951007	Assembly, Silver Wheel Kenda, Radial (includes items 13 through 15)	4	
13	102569311	Tire, Kenda, 18x8.5 R8, 4-ply	1	
14	103459104	Wheel Rim, 8"x7", Silver, Std	1	
15	7310	Valve Stem	1	


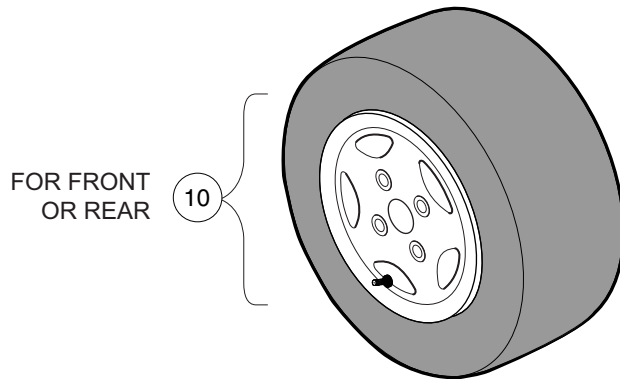
2

G

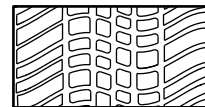
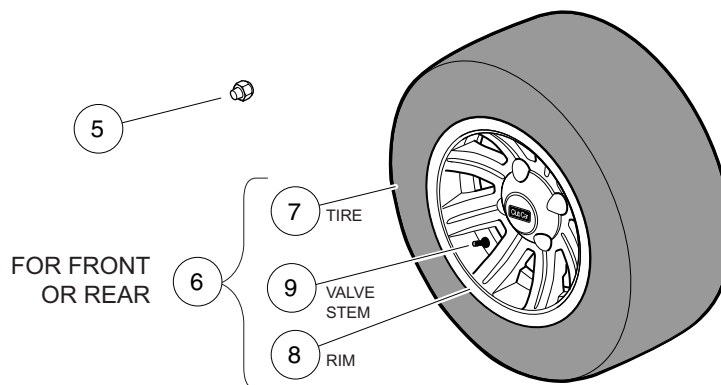
E



PRO TOUR
Kenda



K399
Kenda



PRO TOUR
Kenda

000475-006

WHEELS AND TIRES – I2L AND I2L2

ITEM	PART NO.	DESCRIPTION	QTY	2 G E
		1 2 3 4		
1	102540601	Tire and Wheel, 10" Aluminum, Pro Tour Tire (includes items 2 through 4)	4	
2	102556701	Tire, Pro Tour, 205-50 X 10	1	
3	102556801	Wheel, ChampionsAluminum'	1	
4	7310	Valve Stem	1	
5	102540701	Lug Nut, 1/2" Closed End	16	
6	103935001	Tire and Wheel, 10", 8 Spoke, Alum. (includes items 7 through 9)	4	
7	102556701	Tire, Pro Tour, 205-50 X 10	1	
8	103934901	Wheel, Aluminum 10x6, 8 Spoke	1	
9	7310	Valve Stem	1	
10	AM1263401	Tire and Wheel, 10" Alum., Kenda K399 205/50 Tire	4	

DID YOU KNOW?

CartPros directs you to the right part using the part numbers from this manual. Enter the part number into our search box and it will find the part you are looking for.

**GET STARTED
HERE**



<https://CartPros.com/f.html>

2

G

E

**DID YOU
KNOW?**

CartPros directs you to the right part using the part numbers from this manual. Enter the part number into our search box and it will find the part you are looking for.

**GET STARTED
HERE**



<https://CartPros.com/f.html>

DECALS

3

G

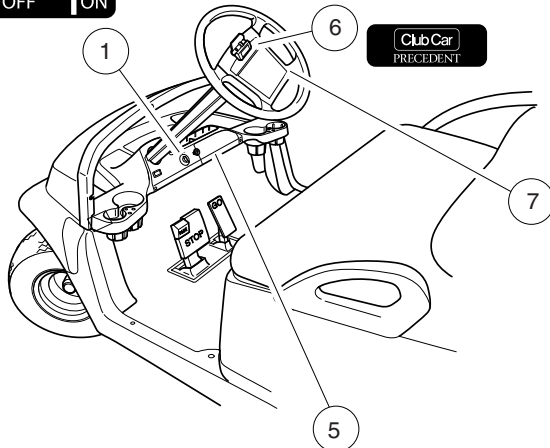
E

3

G

E

OFF ON



OPERATING INSTRUCTIONS

Before using vehicle, read owner's manual and vehicle safety warnings. Study and understand controls.

TO OPERATE

- Ensure wheels are turned in desired direction and path is clear.
- Turn key to ON position.
- Select FORWARD or REVERSE only when stopped.
- Release park brake fully.
- Vehicle will start moving when accelerator pedal is pressed.
- Slowly press accelerator pedal to increase speed.
- To stop, release accelerator pedal and press brake pedal.

WARNING

Unintended vehicle movement may cause severe injury or death. Before leaving vehicle:

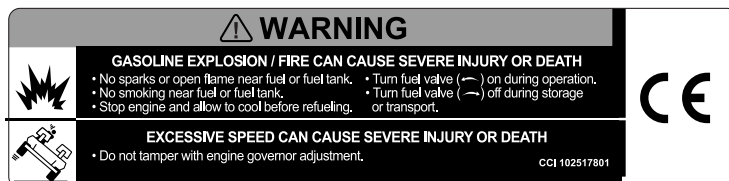
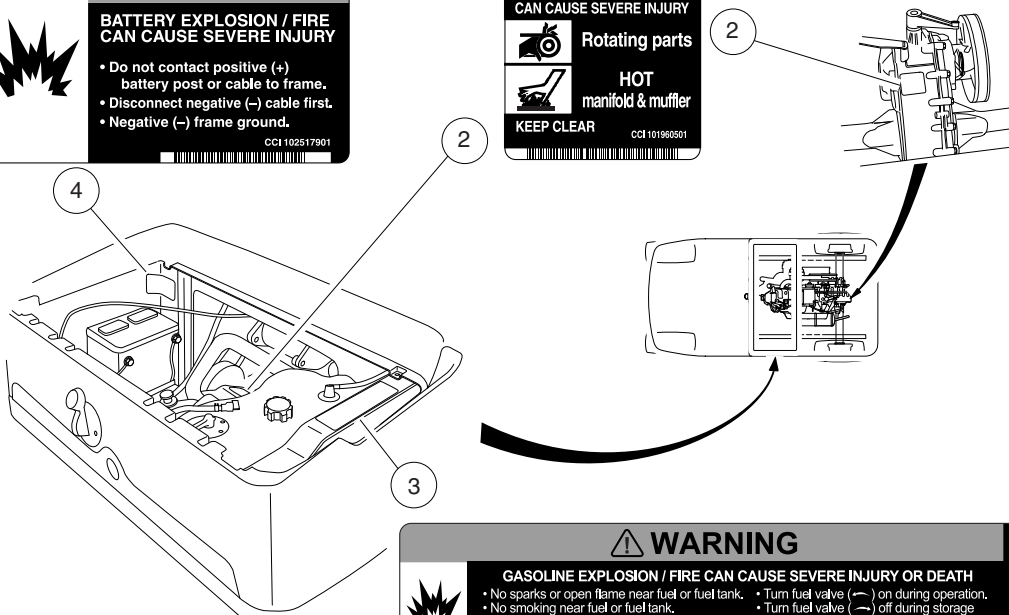
- Engage park brake to lock wheels.
- Place vehicle in NEUTRAL.
- Turn key to OFF and remove key.

WARNING

ROLLOVER OR FALLING OFF MAY CAUSE SERIOUS INJURY OR DEATH.

- Before using vehicle, read operating instructions.
- Do not start vehicle until all occupants are seated.
- Keep entire body inside vehicle while moving.
- Drive slowly in turns and straight up and down slopes.
- Use brakes to reduce speed when coasting downhill.
- Never operate under the influence of alcohol or drugs.
- For use by authorized persons in designated areas only.
- Remain seated while moving.
- Operate from driver side only.
- Never operate on public roads.
- Hold on to seat handle while moving.
- Two (2) persons per seat maximum.
- Never stand in front of or behind vehicle.
- Do not leave children unattended on vehicle.

CCI 102519301



000444-003



DECALS – GASOLINE VEHICLE

ITEM	PART NO.	DESCRIPTION	QTY
		1 2 3 4	
1	101825101	Decal, Off/On	1
2	101960501	Decal, Rotating Parts/Hot Manifold	2
3	102517801	Decal, Warning - Gas and Govenor	1
4	102517901	Decal, Warning - Frame Ground	1
5	102519301	Decal, Warning, Rollover	1
6	102540901	Decal, Club Car Clip	1
7	103783002	Decal, Op Instr, Gas Ps	1

3

G

E

3

G

E

**IMPORTANT
NOTICE**

This vehicle does not conform to ANSI Z130.1 - "Standard for Golf Cars - Safety and Performance Requirements" because it is capable of speeds in excess of 15 miles per hour. Exercise caution.

CCI 102555901

OPERATING INSTRUCTIONS

Before using vehicle, read owner's manual and vehicle safety warnings. Study and understand controls.

TO OPERATE

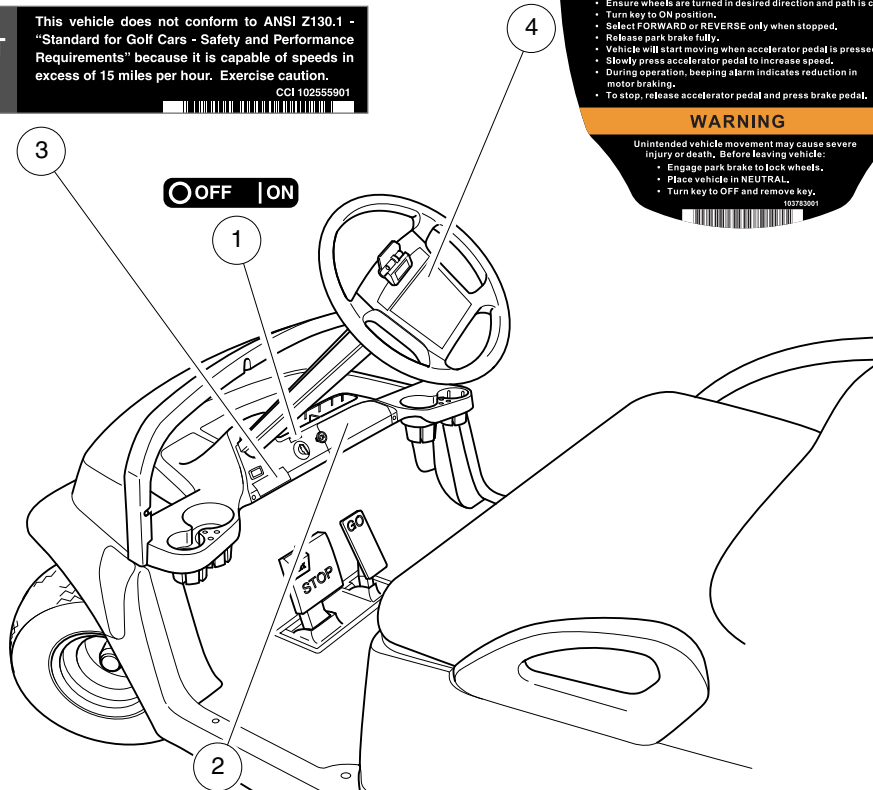
- Ensure wheels are turned in desired direction and path is clear.
- Turn key to ON position.
- Select FORWARD or REVERSE only when stopped.
- Release park brake fully.
- Vehicle will start moving when accelerator pedal is pressed.
- Slowly press accelerator pedal to increase speed.
- During operation, beeping alarm indicates reduction in motor braking.
- To stop, release accelerator pedal and press brake pedal.

WARNING

Unintended vehicle movement may cause severe injury or death. Before leaving vehicle:

- Engage park brake to lock wheels.
- Place vehicle in NEUTRAL.
- Turn key to OFF and remove key.

103733001



⚠ WARNING

ROLLOVER OR FALLING OFF MAY CAUSE SERIOUS INJURY OR DEATH.

- Before using vehicle, read operating instructions.
- Do not start vehicle until all occupants are seated.
- Keep entire body inside vehicle while moving.
- Drive slowly in turns and straight up and down slopes.
- Use brakes to reduce speed when coasting downhill.
- Never operate under the influence of alcohol or drugs.
- For use by authorized persons in designated areas only.
- Remain seated while moving.
- Operate from driver side only.
- Never operate on public roads.
- Hold on to seat handle while moving.
- Two (2) persons per seat maximum.
- Never stand in front of or behind vehicle.
- Do not leave children unattended on vehicle.

CCI 102519301

000441-010

DECALS – ELECTRIC VEHICLE

ITEM	PART NO.	DESCRIPTION	QTY	3 G E
		1 2 3 4		
1	101825101	Decal, Off/On	1	
2	102519301	Decal, Warning, Rollover	1	
3	102555901	Decal, Private Speed, Prec	1	
4	103783001	Decal, Op Instr, Ele	1	

3

G

E

WARNING

BATTERY EXPLOSION COULD RESULT IN SEVERE PERSONAL INJURY

- Place Run/Tow switch in TOW position before performing any of the following:
 - Disconnecting or connecting battery cables
 - Towing this vehicle
 - Extended storage
 - Servicing the vehicle
- Do not store items in battery compartment.
- Keep electronic components dry.
- Do not operate vehicle without this plate properly installed.
- See vehicle service manual before servicing.

RUN

TOW

CCI 103384601

CAUTION EXPOSURE TO WATER MAY DAMAGE ELECTRONIC COMPONENTS

- Do not direct water stream in the area of this plate.
- See vehicle service manual before servicing.

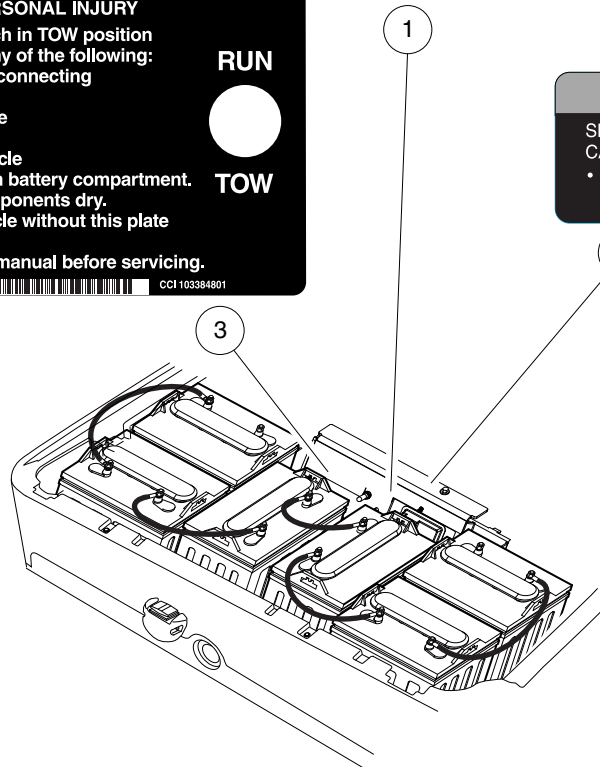
CCI 103384601

WARNING

SHORTING OF BATTERY TERMINALS CAN CAUSE PERSONAL INJURY OR DEATH.

- When removing component mounting plate, do not place plate directly on top of batteries.

103384701



000441-011

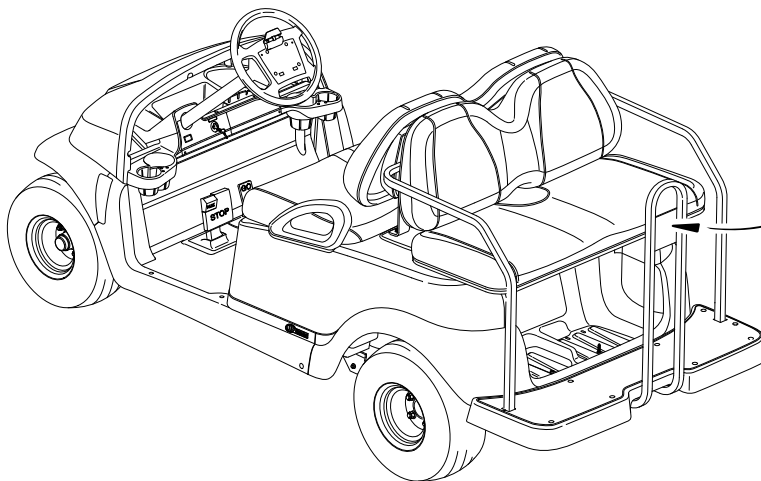
DECALS – ELECTRIC VEHICLE, CONTINUED

ITEM	PART NO.	DESCRIPTION	QTY
1	103384601	Decal-water Exposure	1
2	103384701	Decal-warning, Short	1
3	103384801	Decal-warning, Run Tow	1

3**G****E****WARNING****FALLING OFF COULD RESULT
IN SEVERE INJURY OR DEATH**

- Remain seated with entire body inside vehicle and hold on to seat handle or handrail at all times.
- Two (2) persons per bench seat maximum.
- One (1) person per bucket seat maximum.
- Do not leave children unattended on vehicle at anytime.
- Never stand in front of or behind vehicle.

CCI 101705701



000495-001

DECAL – PRECEDENT VILLAGER 4

ITEM	PART NO.	DESCRIPTION	QTY	3 G E
1	101705701	<div>1 2 3 4</div> Decal, Warning	4	

DID YOU KNOW?

CartPros directs you to the right part using the part numbers from this manual. Enter the part number into our search box and it will find the part you are looking for.

**GET STARTED
HERE**



<https://CartPros.com/f.html>

3

G

E

**DID YOU
KNOW?**

CartPros directs you to the right part using the part numbers from this manual. Enter the part number into our search box and it will find the part you are looking for.

**GET STARTED
HERE**



<https://CartPros.com/f.html>

BRAKES AND PEDAL GROUP ASSEMBLIES

4

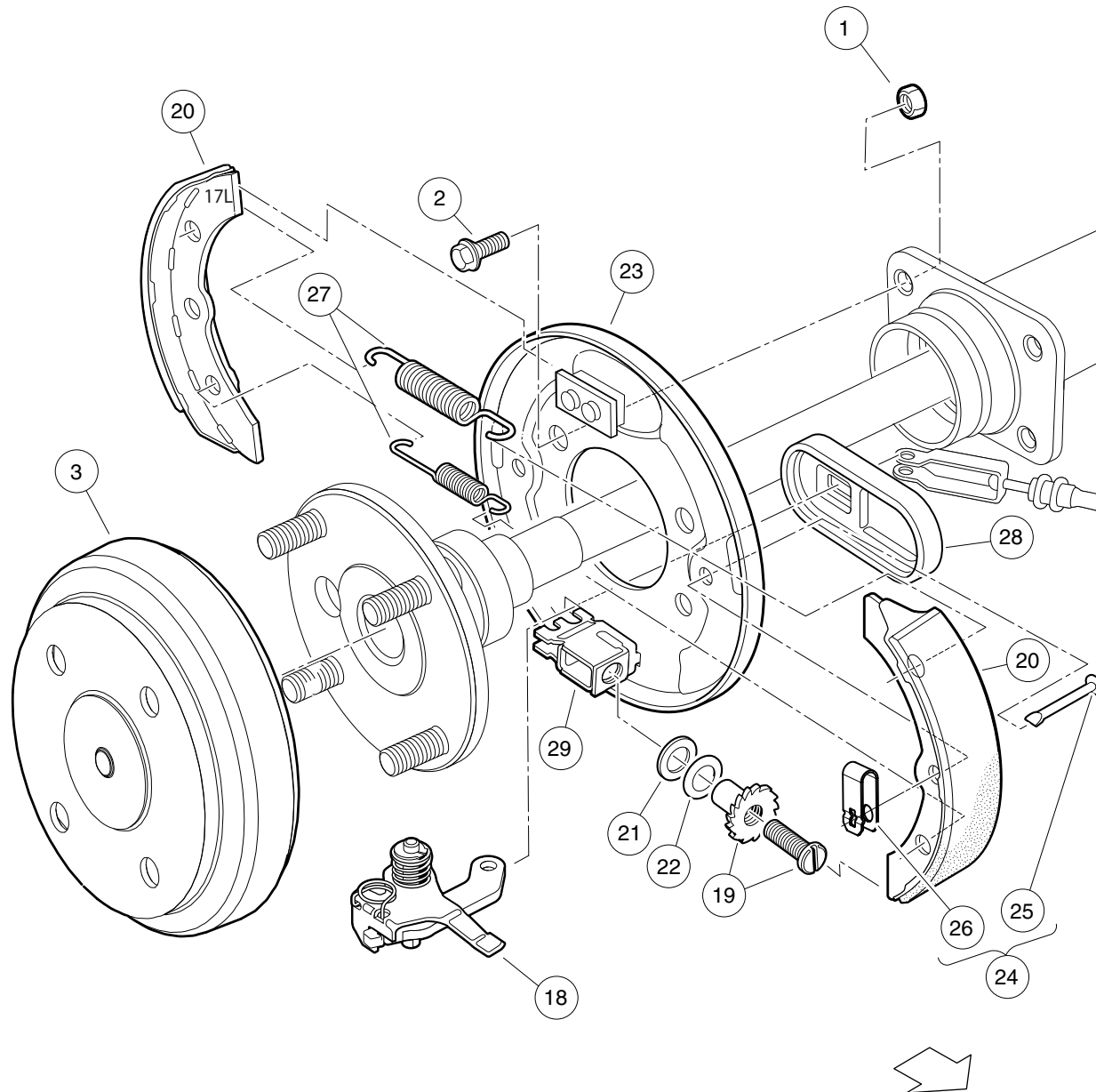
G

E

4

G

E



000186-004

REAR BRAKE ASSEMBLY, SELF-ADJUSTING

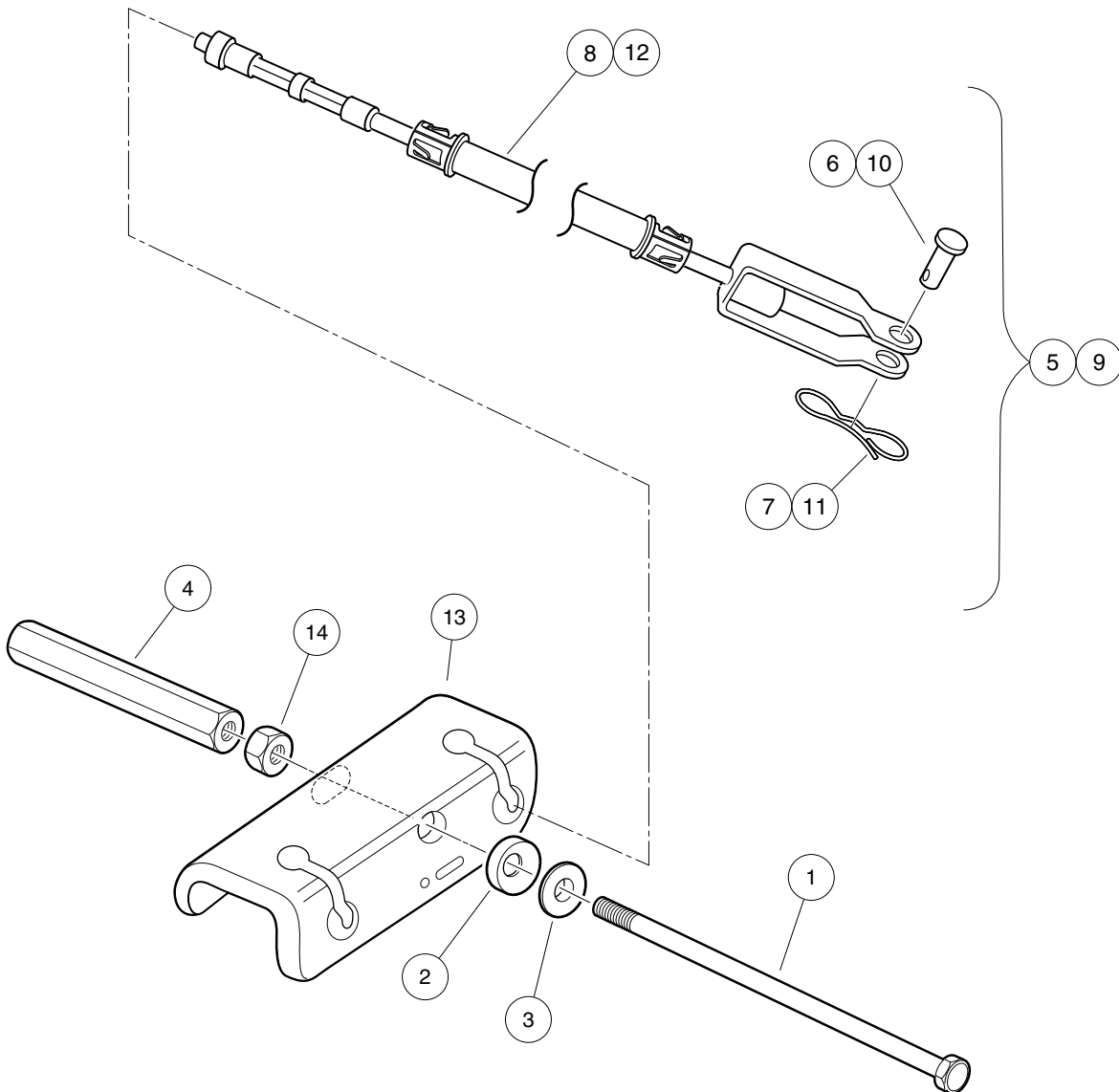
ITEM	PART NO.	DESCRIPTION	QTY
		1 2 3 4	
1	1013924	Nut, 5/16-24 Hex Head Cone	8
2	1014153	Bolt, Brake Cluster Mounting	8
3	101791101	Drum without Center Hole, Brake	2
4	103380201	Asm, Brake Cluster, Mech, Drvr (includes items 5 through 16)	1
5	101815502	Lever Assembly, Self-Adjusting Brake, Left	1
6	101816502	Adjusting Mechanism, Self-Adjusting Brake, Left	1
7	101823201	Package, Brake Shoe, Self-Adjusting	1
8	101823801	Plate, Washer, Brake, Self-Adjusting	1
9	101823901	Washer, Brake, Self-Adjusting	1
10	103483102	Back Plate, Lh	1
11	103483201	Kit, Shoe Retainer (includes items 12 and 13)	1
12	N/A	Pin	2
13	N/A	Spring, Shoe, Clamp	2
14	103483401	Package Brake Spring Self Adj	1
15	103483601	Cover, Dust	1
16	103483701	Brake Block	1
17	103380202	Asm, Brake Cluster, Mech, Pass (includes items 18 through 29)	1
18	101815501	Lever Assembly, Self-Adjusting Brake, Right (Passenger)	1
19	101816501	Adj Mechanism, S.A. Brakes, Right (Passenger)	1
20	101823201	Package, Brake Shoe, Self-Adjusting	1
21	101823801	Plate, Washer, Brake, Self-Adjusting	1
22	101823901	Washer, Brake, Self-Adjusting	1
23	103483101	Back Plate, Rh	1
24	103483201	Kit, Shoe Retainer (includes items 25 and 26)	1
25	N/A	Pin	2
26	N/A	Spring, Shoe, Clamp	2
27	103483401	Package Brake Spring Self Adj	1
28	103483601	Cover, Dust	1
29	103483701	Brake Block	1
Note: Driver-side brake cluster not shown. Components have a similar appearance to passenger-side brake cluster components.			

4
G
E

4

G

E



000467-006

BRAKE CABLES AND EQUALIZER BRACKET

ITEM	PART NO.	DESCRIPTION	QTY
		1 2 3 4	
1	102297901	Bolt, 5/16-18 X 7.375, Hex	1
2	102551901	Washer, 5/16, Self Comp, Cup	1
3	102552001	Washer, 5/16, Self Comp, Cone	1
4	102594301	Nut, 5/16-18, Hex Adjusting -I	1
5	103528701	Kit, Brake Cable, Prec, Rh (includes items 6 through 8)	1
6	1010829	Pin, Clevis, 5/16 X 3/4	1
7	102292801	Pin, Bow Tie Locking - .072	1
8	N/A	Cable, Brake, Prec, Right	1
9	103528702	Kit, Brake Cable, Prec, Lh (includes items 10 through 12)	1
10	1010829	Pin, Clevis, 5/16 X 3/4	1
11	102292801	Pin, Bow Tie Locking - .072	1
12	N/A	Cable, Brake, Prec, Left	1
13	103535001	Bracket, Equalizer, Prec Awd	1
14	1242	Nut, 5/16-18 Hex	1

4

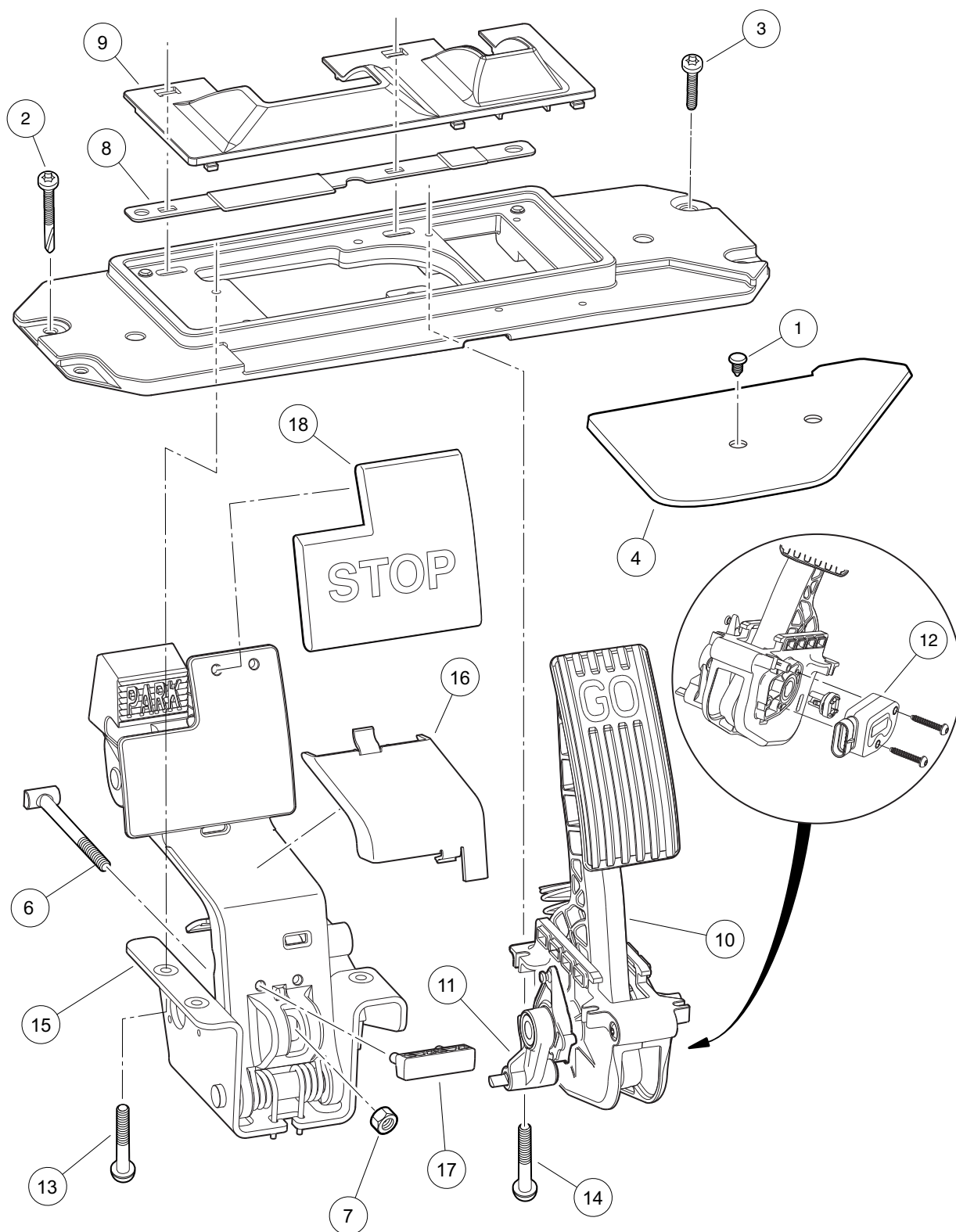
G

E

4

G

E



000487-015

PEDAL GROUP WITH SENSOR – GASOLINE VEHICLE

ITEM	PART NO.	DESCRIPTION	QTY
		1 2 3 4	
1	1010434	Barrel - Plastic	1
2	102292201	Screw-1/4-20x2.20 Tx Pn Hd Sd	2
3	102298030	Screw, K80x30, Torx Pn Hd Pt	2
4	102500801	Plate - Floor Cover	1
5	103974815	Asm, Pedal Set, Anodized, Service, Gas Vehicle (includes items 6 through 15)	1
6	102559401	Rod, Brake	1
7	102559701	Nut, Brake Rod	1
8	102594801	Shield, Debris Aux	1
9	102594901	Shield, Debris Primary	1
10	102595502	Asm, Accel. Pedal/Throttle, Anodized, Gas Vehicle (includes items 11 and 12)	1
11	103777601	Asm, Park Brake Release, Anodized	1
12	N/A	Throttle Sensor	1
13	102595901	Screw, M6x1.0x17 Ph, Taptite	4
14	102596001	Screw, M5x0.8x18 Ph, Taptite	4
15	103974901	Asm, Brake Pedal, Anodized (includes items 16 through 18)	1
16	102595201	Cover, Brake	1
17	102595301	Upstop, Brake	1
18	102595401	Pad, Brake	1

4

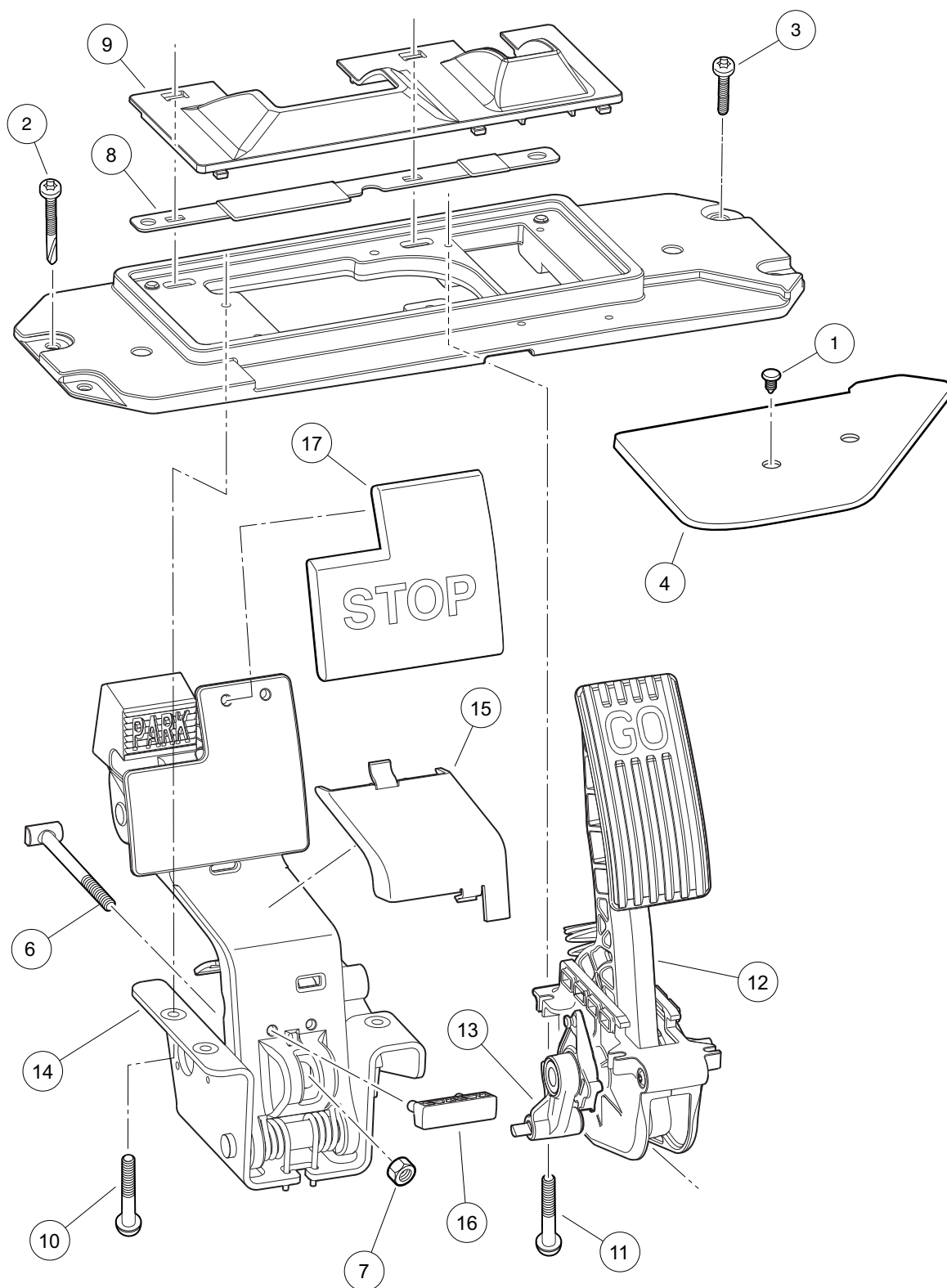
G

E

4

G

E



000487-018

PEDAL GROUP W/O SENSOR, GASOLINE VEHICLE

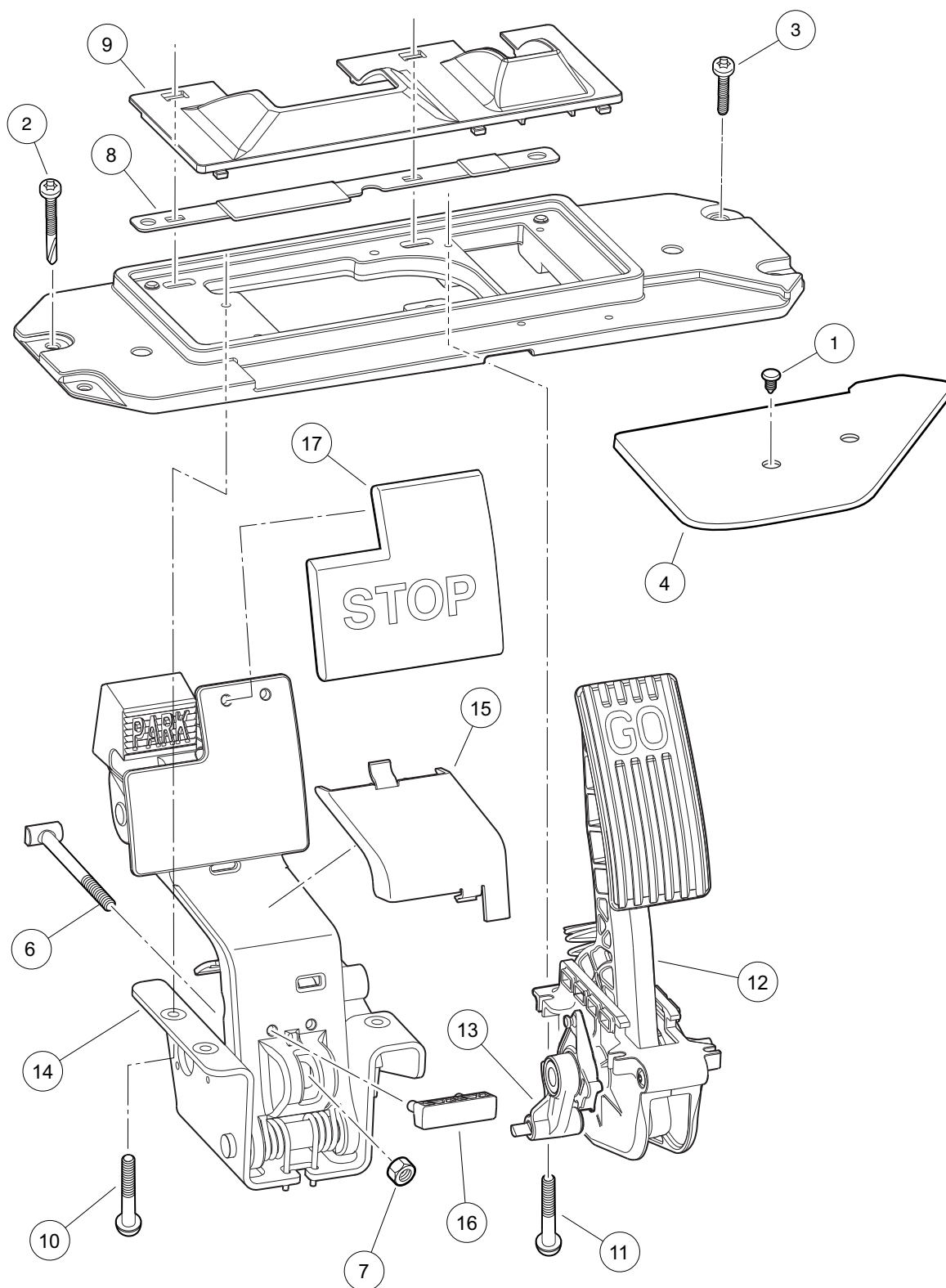
ITEM	PART NO.	DESCRIPTION	QTY
		1 2 3 4	
1	1010434	Barrel - Plastic	1
2	102292201	Screw-1/4-20x2.20 Tx Pn Hd Sd	2
3	102298030	Screw, K80x30, Torx Pn Hd Pt	2
4	102500801	Plate - Floor Cover	1
5	103974821	Asm, Pedal, Anodized, Field Service, Gas or Elec (includes items 6 through 14)	1
6	102559401	Rod, Brake	1
7	102559701	Nut, Brake Rod	1
8	102594801	Shield, Debris Aux	1
9	102594901	Shield, Debris Primary	1
10	102595901	Screw, M6x1.0x17 Ph, Taptite	4
11	102596001	Screw, M5x0.8x18 Ph, Taptite	4
12	102596301	Pedal, Accelerator, Anodized, Gas or Elec (includes item 13)	1
13	103777601	Asm, Park Brake Release, Anodized	1
14	103974901	Asm, Brake Pedal, Anodized (includes items 15 through 17)	1
15	102595201	Cover, Brake	1
16	102595301	Upstop, Brake	1
17	102595401	Pad, Brake	1
Note: Pedal Assembly (item 5) has no sensor and is common to both gas and electric vehicles.			

4
G
E

4

G

E



000487-016

PEDAL GROUP W/O MCOR3 – ELECTRIC VEHICLE

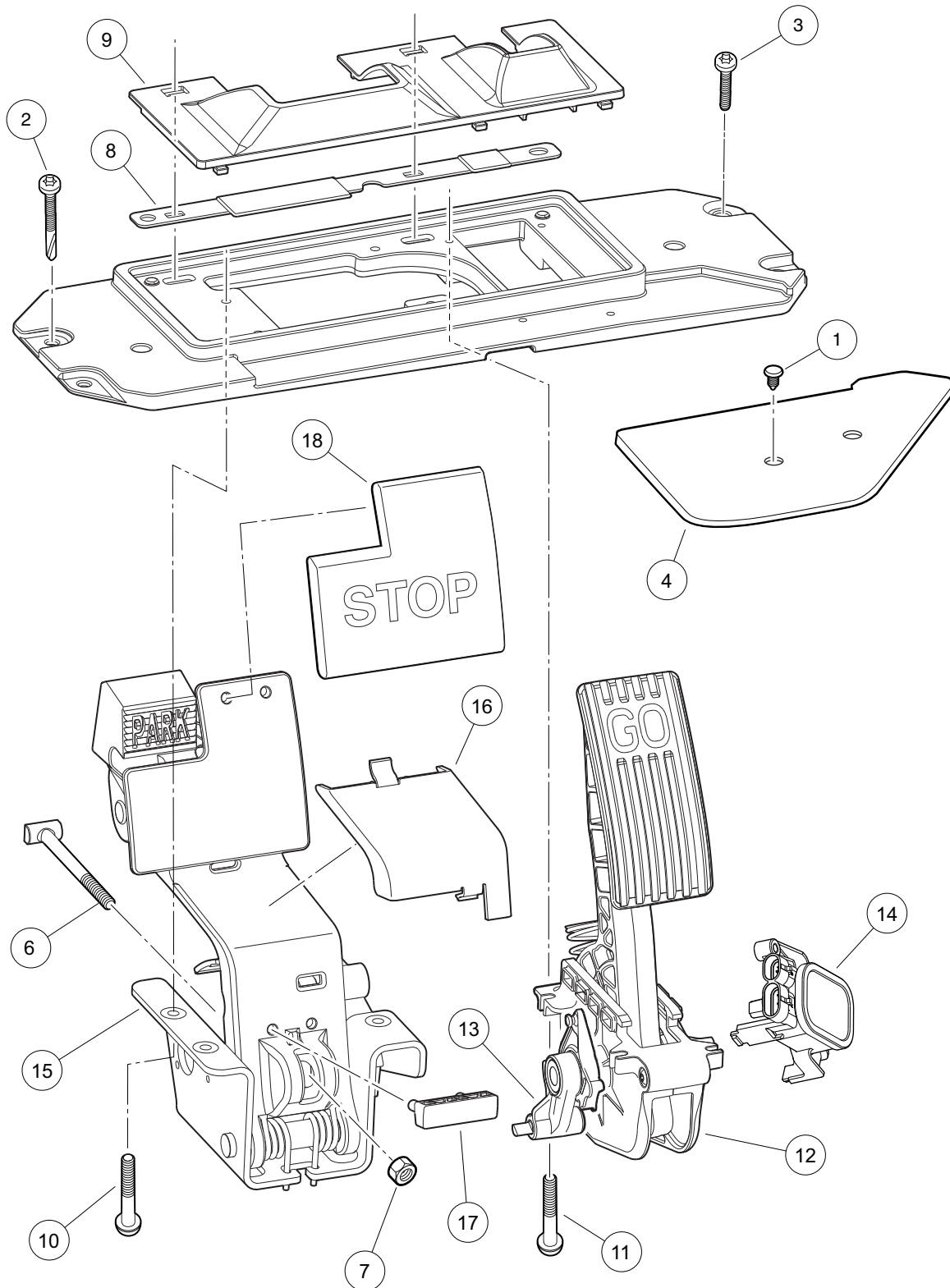
ITEM	PART NO.	DESCRIPTION	QTY
		1 2 3 4	
1	1010434	Barrel - Plastic	1
2	102292201	Screw-1/4-20x2.20 Tx Pn Hd Sd	2
3	102298030	Screw, K80x30, Torx Pn Hd Pt	2
4	102500801	Plate - Floor Cover	1
5	103974821	Asm, Pedal, Anodized, Field Service, Gas or Elec (includes items 6 through 14)	1
6	102559401	Rod, Brake	1
7	102559701	Nut, Brake Rod	1
8	102594801	Shield, Debris Aux	1
9	102594901	Shield, Debris Primary	1
10	102595901	Screw, M6x1.0x17 Ph, Taptite	4
11	102596001	Screw, M5x0.8x18 Ph, Taptite	4
12	102596301	Pedal, Accelerator, Anodized, Gas or Elec (includes item 13)	1
13	103777601	Asm, Park Brake Release, Anodized	1
14	103974901	Asm, Brake Pedal, Anodized (includes items 15 through 17)	1
15	102595201	Cover, Brake	1
16	102595301	Upstop, Brake	1
17	102595401	Pad, Brake	1
Note: Pedal Assembly (item 5) has no MCOR3 and is common to both gas and electric vehicles.			

4
G
E

4

G

E



000487-017

PEDAL GROUP WITH MCOR3 – ELECTRIC VEHICLE

ITEM	PART NO.	DESCRIPTION	QTY
		1 2 3 4	
1	1010434	Barrel - Plastic	1
2	102292201	Screw-1/4-20x2.20 Tx Pn Hd Sd	2
3	102298030	Screw, K80x30, Torx Pn Hd Pt	2
4	102500801	Plate - Floor Cover	1
5	103975011	Asm, Pedal Set, Anodized, Service, Elec Vehicle (includes items 6 through 15)	1
6	102559401	Rod, Brake	1
7	102559701	Nut, Brake Rod	1
8	102594801	Shield, Debris Aux	1
9	102594901	Shield, Debris Primary	1
10	102595901	Screw, M6x1.0x17 Ph, Taptite	4
11	102596001	Screw, M5x0.8x18 Ph, Taptite	4
12	102596301	Pedal, Accelerator, Anodized, Gas or Elec (includes item 13)	1
13	103777601	Asm, Park Brake Release, Anodized	1
14	103850401	MCOR3	1
15	103974901	Asm, Brake Pedal, Anodized (includes items 16 through 18)	1
16	102595201	Cover, Brake	1
17	102595301	Upstop, Brake	1
18	102595401	Pad, Brake	1
Note: See the Electrical System - Section 12 for MCOR3 information.			

4
G
E

DID YOU KNOW?

CartPros directs you to the right part using the part numbers from this manual. Enter the part number into our search box and it will find the part you are looking for.

**GET STARTED
HERE**



<https://CartPros.com/f.html>

4

G

E

**DID YOU
KNOW?**

CartPros directs you to the right part using the part numbers from this manual. Enter the part number into our search box and it will find the part you are looking for.

**GET STARTED
HERE**



<https://CartPros.com/f.html>

STEERING, FRONT AND REAR SUSPENSION

5

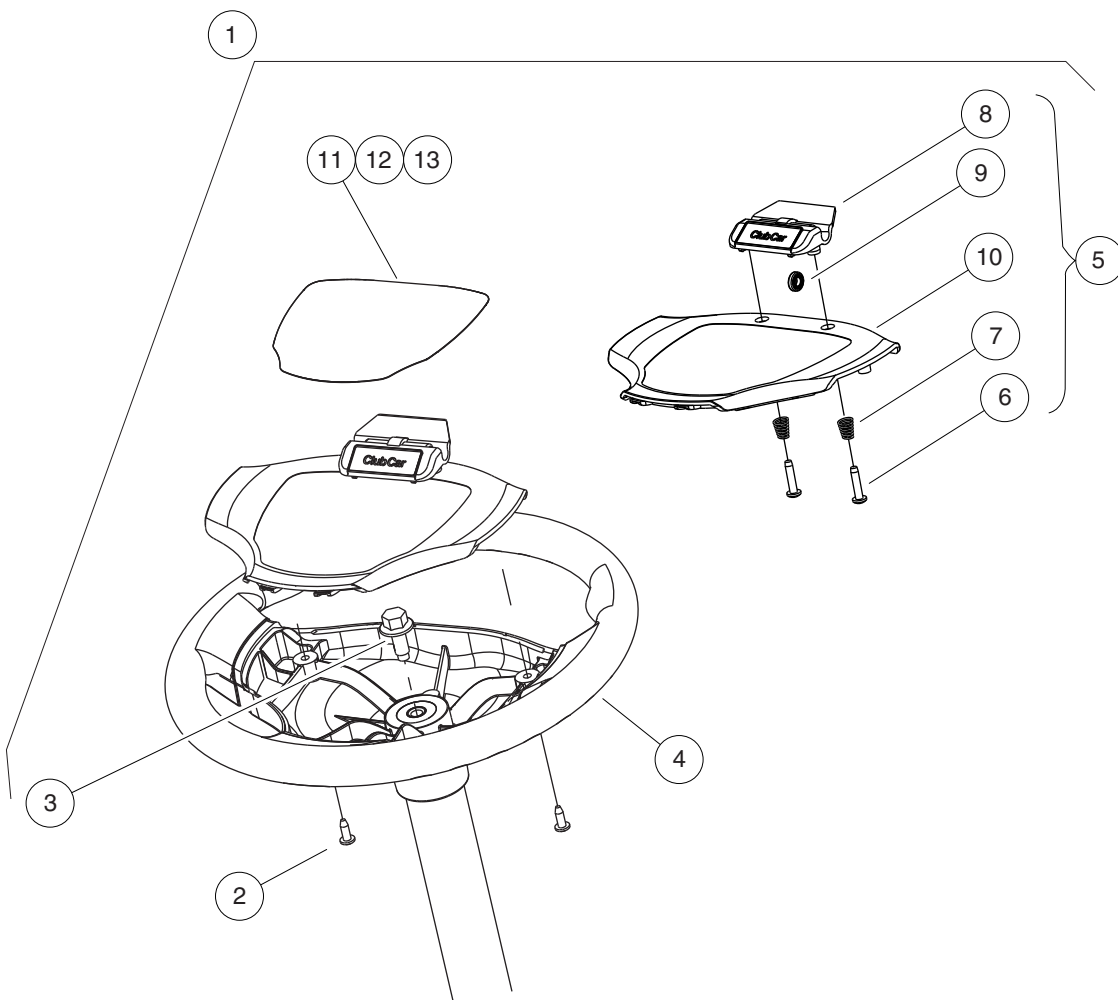
G

E

5

G

E



000470-002

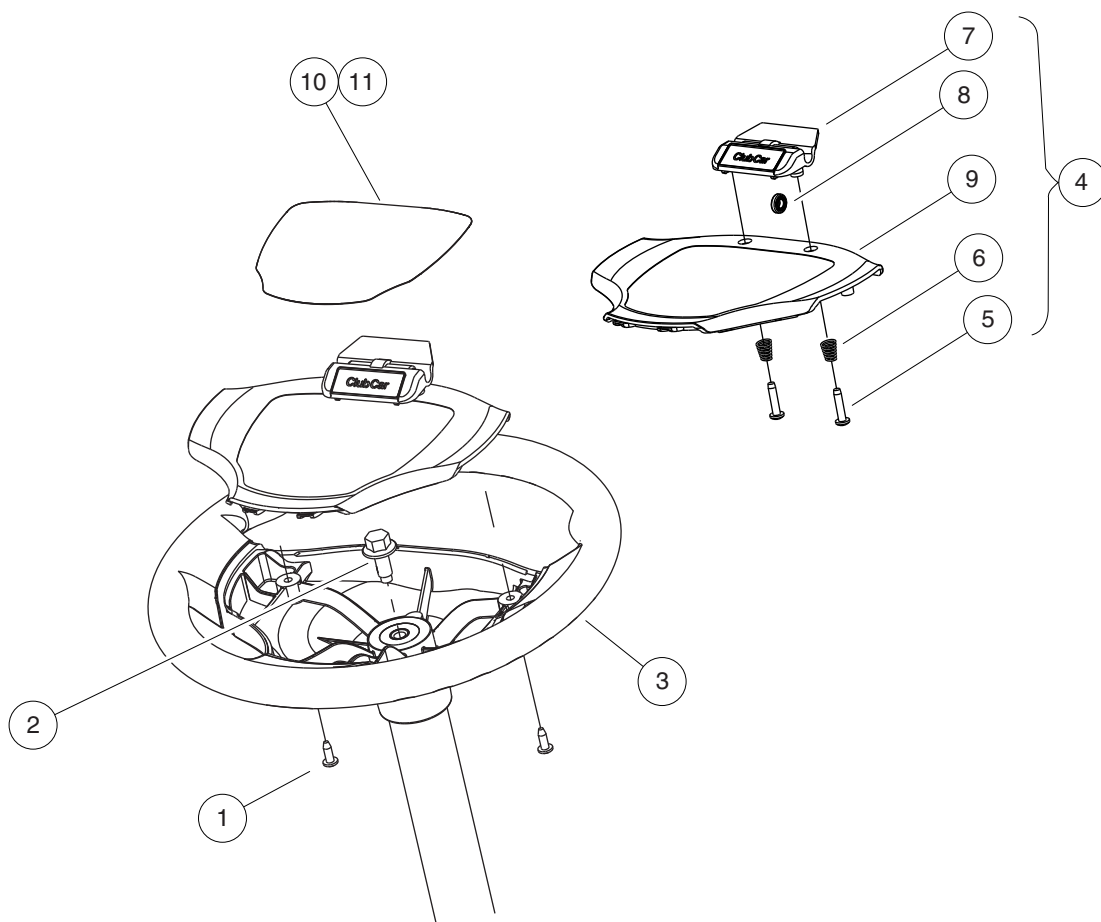
STEERING WHEEL, COMFORT GRIP

ITEM	PART NO.	DESCRIPTION	QTY	5 G E
		1 2 3 4		
1	103796701	Kit, Hex, Steering Wheel (includes items 2 through 13)	1	
2	101850301	Screw, #12-16 X 0.50 Washer-Head Hi-Lo	2	
3	102290120	Bolt, M10 X 20 Hex Washer Hd	1	
4	103724503	Steering Wheel, Soft Grip, Hex	1	
5	103724901	Asm, Scorecard, Clip (includes items 6 through 10)	1	
6	1012565	Screw, #12 Phillips Round Head	2	
7	1012566	Tapered Compression Spring	2	
8	1016154	Clip, Scorecard	1	
9	1016214	Pencil Grip	1	
10	103724601	Cover, Steering Wheel, Clip	1	
11	103783001	Decal, Op Instr, Ele	1	
12	103783002	Decal, Op Instr, Gas Ps	1	
13	103783003	Decal, Op Instr, Gas Ks	1	
Note: Decal Item 13 is not used for Precedent vehicles.				

5

G

E



000470-005

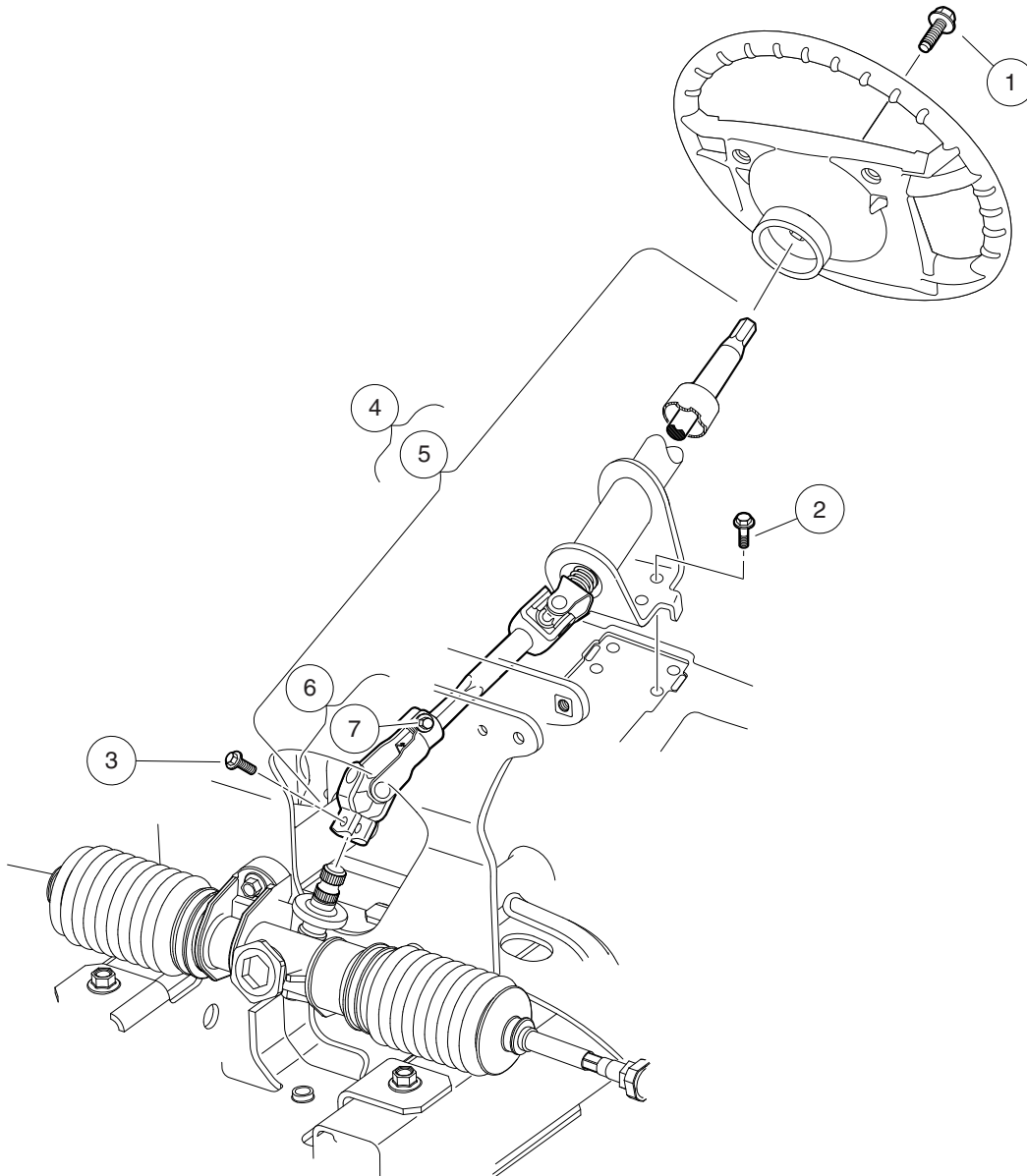
STEERING WHEEL

ITEM	PART NO.	DESCRIPTION	QTY	5 G E
		1 2 3 4		
1	101850301	Screw, #12-16 X 0.50 Washer-Head Hi-Lo	2	
2	102290120	Bolt, M10 X 20 Hex Washer Hd	1	
3	103724501	Steering Wheel, Hex	1	
4	103724901	Asm, Scorecard, Clip (includes items 5 through 9)	1	
5	1012565	Screw, #12 Phillips Round Head	2	
6	1012566	Tapered Compression Spring	2	
7	1016154	Clip, Scorecard	1	
8	1016214	Pencil Grip	1	
9	103724601	Cover, Steering Wheel, Clip	1	
10	103783001	Decal, Op Instr, Ele	1	
11	103783002	Decal, Op Instr, Gas Ps	1	

5

G

E



000469-007



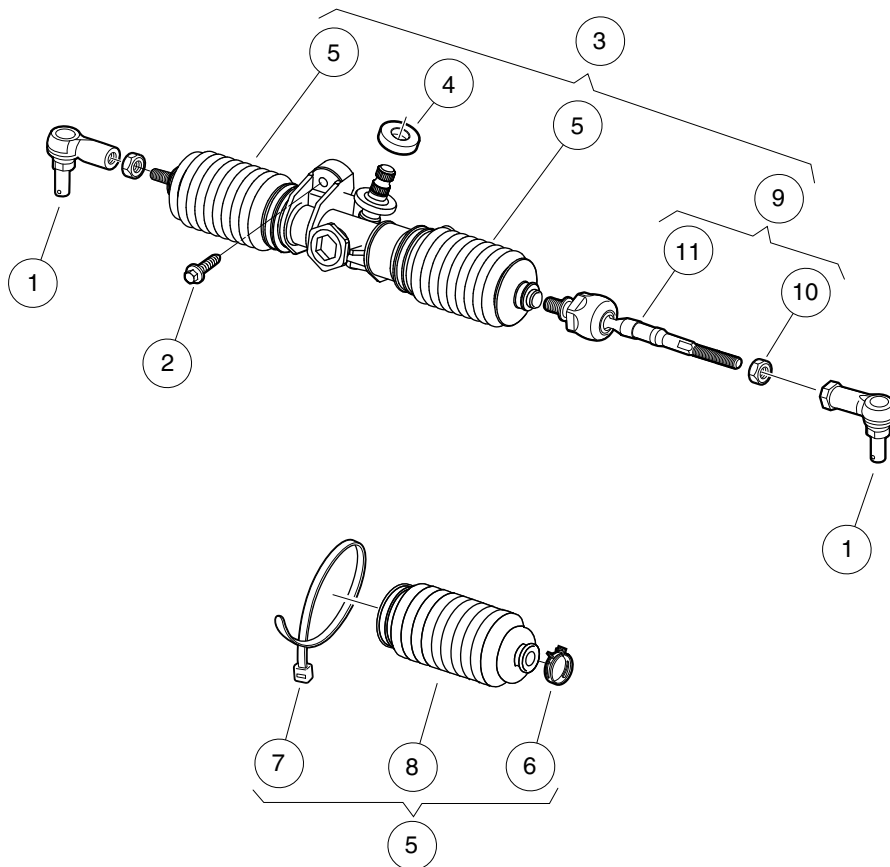
STEERING COLUMN

ITEM	PART NO.	DESCRIPTION	QTY	
		1 2 3 4		5
1	102290120	Bolt, M10 X 20 Hex Washer Hd	1	G
2	102298116	Bolt - Flanged Hd, M8 X 16.0	4	E
3	102298130	Bolt, Flange Head, M8 X 30.0	1	
4	105049001	Kit, Inner Steering Clmn, Prec (includes item 5)	1	
5	105068601	Asm, Column, Inner, Prec (includes item 6)	1	
6	103810201	Kit, Prec Lower Yoke, Wanda (includes item 7)	1	
7	102298130	Bolt, Flange Head, M8 X 30.0	1	

5

G

E



000476-005



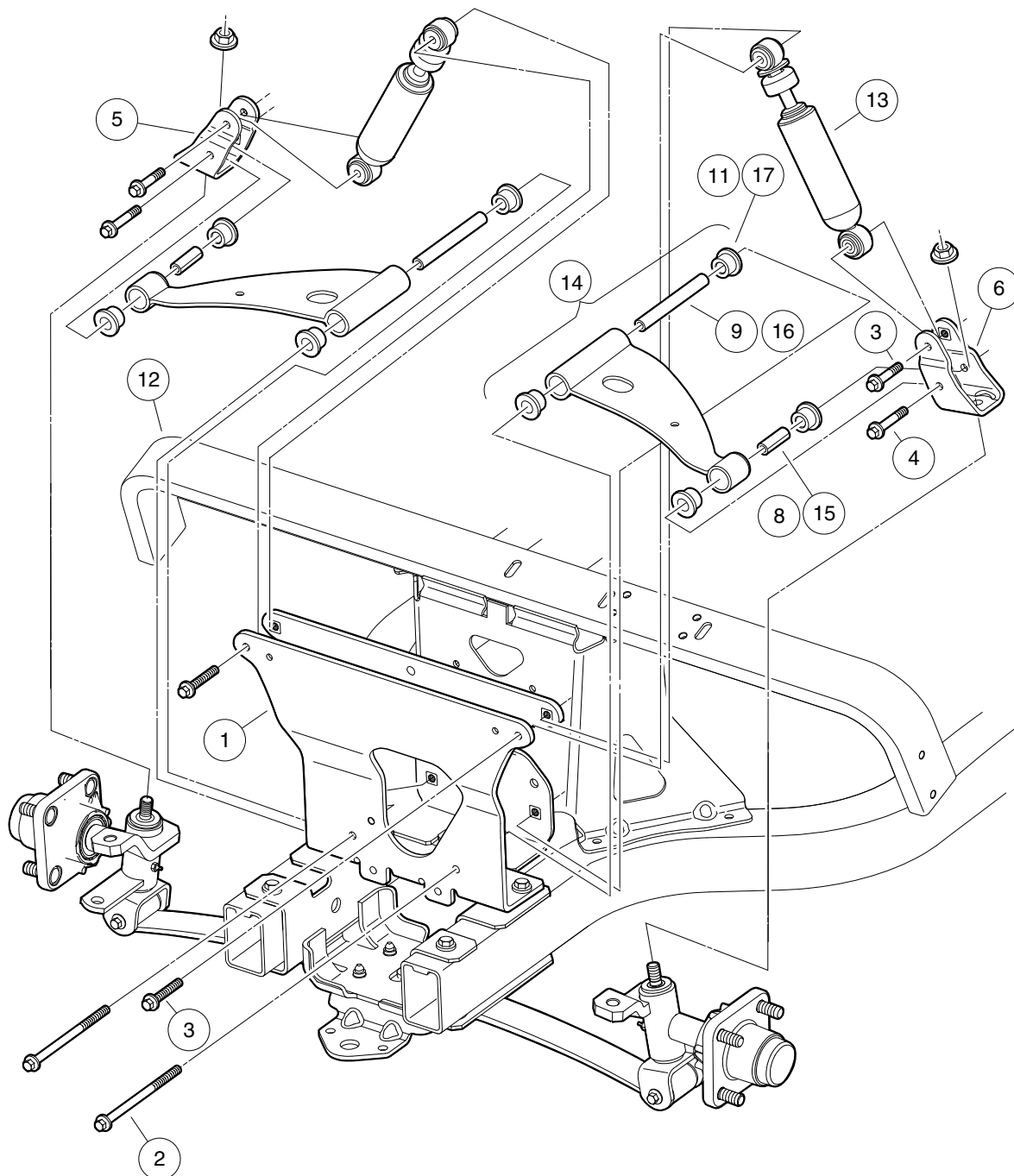
STEERING GEAR ASSEMBLY

ITEM	PART NO.	DESCRIPTION	QTY	5 G E
		1 2 3 4		
1	102022601	End, Tie Rod M12 X 1.25 Rh	2	
2	102289001	Screw, M8X1.25X30, Hex	3	
3	103679701	Asm, Rack & Pinion, Precedent (includes items 4 through 9)	1	
4	102565201	Seal, Dust, Steering Pinion	1	
5	103826201	Bellow Kit, Prec Steering-sona (includes items 6 through 8)	2	
6	102566001	Clip, Steering, Prec	1	
7	8990	Tie Wrap, 8" Nylon	1	
8	N/A	Bellows	1	
9	103826301	Kit, IBJ (Inner Ball Joint), Prec Steering-sona (includes items 10 and 11)	2	
10	1013042	Nut, 12mm Hex	1	
11	N/A	Inner Ball Joint	1	

5

G

E



000445-005

FRONT SUSPENSION, UPPER

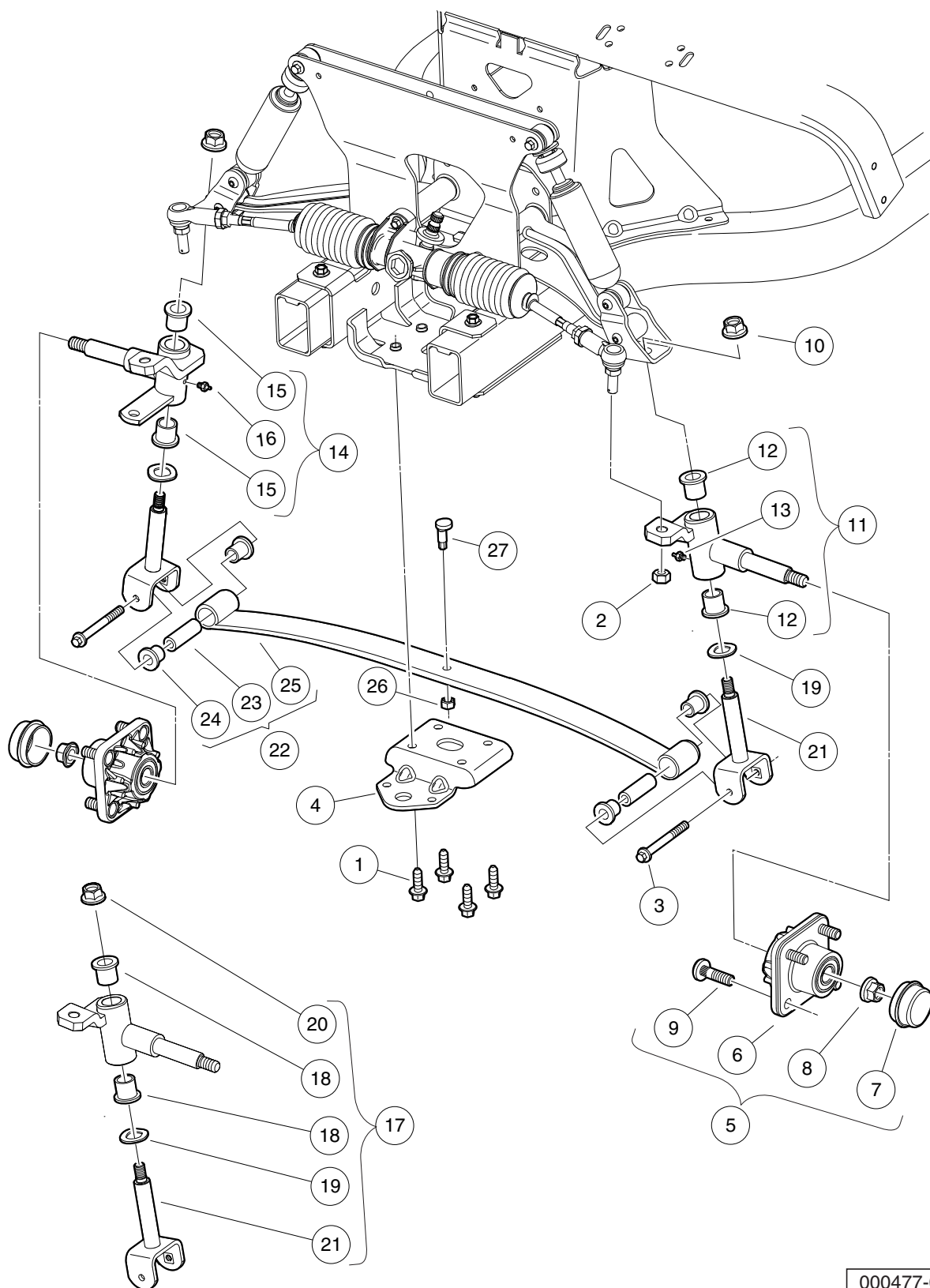
ITEM	PART NO.	DESCRIPTION	QTY
		1 2 3 4	
1	102287101	Assembly - Front Structure	1
2	102288901	Bolt, Hex, M8x1.25 X 135	2
3	102289401	Screw- Hex Cap, M8 X 1.25 X 45	4
4	102289501	Screw- Hex Cap, M8 X 1.25 X 70	2
5	102289601	Upper Clevis Assembly - Rh	1
6	102289701	Upper Clevis Assembly - Lh	1
7	102289901	Kit, Susp, Bushing Joints (includes items 8 through 11)	1
8	102287601	Sleeve - Rolled, Outer	2
9	102287701	Sleeve - Rolled, Inner	2
10	102288101	Sleeve - Rolled, Spring	2
11	102956201	Bushing, Urethane, Short, Prec	12
12	102505701	Assembly, Dash Support	1
13	102588601	Shock Absorber Front Prv Spd	2
14	103388501	Asm, 3 Piece A-arm, Bushings (includes items 15 through 17)	2
15	102287601	Sleeve - Rolled, Outer	1
16	102287701	Sleeve - Rolled, Inner	1
17	102956201	Bushing, Urethane, Short, Prec	4
<p>Note: Item 7 (not shown) includes bushings and sleeves for control arms and front suspension leaf spring. See lower suspension page for illustration of Sleeve Item 10.</p>			

5
G
E

5

G

E



000477-005

FRONT SUSPENSION, LOWER

ITEM	PART NO.	DESCRIPTION	QTY
		1 2 3 4	
1	102289101	Screw-m10x1.5, Trilob, Hex Fl	4
2	102289201	Nut - Hex Locking, M12 X 1.25	2
3	102289501	Screw- Hex Cap, M8 X 1.25 X 70	2
4	102289801	Clamp - Leaf Spring	1
5	102357701	Replacement Kit, Front Hub (includes items 6 through 9)	1
6	N/A	Front Hub, Ball Bearing	1
7	102353201	Cap, Front Hub	1
8	102353301	Hex Nut, Locking Flange, M14x2	1
9	102353401	Lug Stud, 1/2-20 UNF, 4037 Stl	4
10	102878201	Nut, Lock,m12,washer,conical	2
11	103638701	Asm, Spindle-bushings, Lh (includes items 12 and 13)	1
12	102288201	Bushing - Flanged	2
13	N/A	Fitting, Grease, Knuckle Spindle Asym	1
14	103638702	Asm, Spindle-bushings, Rh (includes items 15 and 16)	1
15	102288201	Bushing - Flanged	2
16	N/A	Fitting, Grease, Knuckle Spindle Asym	1
17	103638801	Kit, King Pin Joints, Prec (includes items 18 through 21)	1
18	102288201	Bushing - Flanged	4
19	102288401	Wave Washer - Kingpin	2
20	102878201	Nut, Lock,m12,washer,conical	2
21	103638601	Asm, King Pin, M12	2
22	103711001	Asm, Spring, Leaf, Front, Prec (includes items 23 through 25)	1
23	102288101	Sleeve - Rolled, Spring	2
24	102956201	Bushing, Urethane, Short, Prec	4
25	N/A	Spring, 1 Leaf, Front	1
26	706	Nut, Hex 3/8-16	1
27	8745	Screw, Eccentric Adjustment	1

5

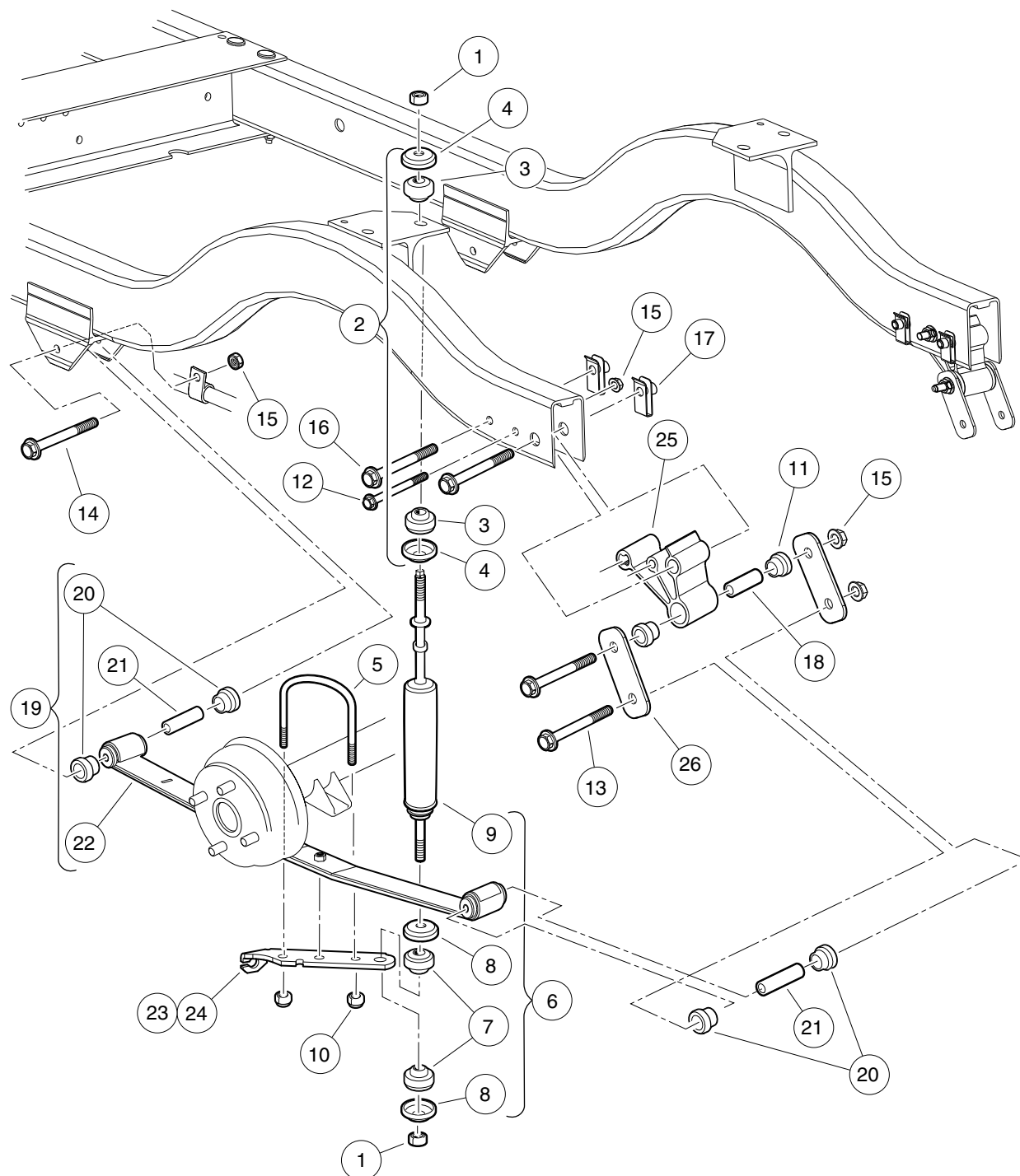
G

E

5

G

E



000446-005

REAR SUSPENSION, GASOLINE VEHICLE

ITEM	PART NO.	DESCRIPTION	QTY
		1 2 3 4	
1	1010145	Nut, 3/8-24 Hex	4
2	1011415	Kit, Shock Absorber Cushion (includes items 3 and 4)	2
3	N/A	Cushion, Shock Absorber	2
4	N/A	Retainer, Shock Absorber Cushion	2
5	1012180	U-Bolt	2
6	1013164	Shock Absorber Kit (includes items 7 through 9)	1
7	N/A	Cushion, Shock Absorber	8
8	N/A	Retainer, Shock Absorber Cushion	8
9	102588501	Shock Absorber Rear Prv Spd	2
10	1014555	Locknut, 7/16-14 Nylon Hex	4
11	1015583	Bushing, Urethane	4
12	102298170	Bolt - Flange Hd, M8 X 70.0	2
13	102298175	Bolt - Flange Hd, M8 X 75.0	4
14	102298185	Bolt - Flange Hd, M8 X 85.0	2
15	102298401	Nut,m8,all Metal Lock	8
16	102298580	M8-1.25 X 80 Sems	4
17	102298601	J-clip - M8 X 1.25	4
18	102506401	Sleeve - Spring Eye Mounts	2
19	103742302	Asm, Rear Leaf Spring, Prec, Gas (includes items 20 through 22)	2
20	1015583	Bushing, Urethane	4
21	102506401	Sleeve - Spring Eye Mounts	2
22	N/A	Leaf Spring, Rear, Prec Gas	1
23	103921601	Bracket, Shock Mounting, Drv	1
24	103921602	Bracket, Shock Mounting, Pas	1
25	103964901	Spacer, Rail, Shackle	2
26	103965001	Brkt, Shackle, Rear	4

5

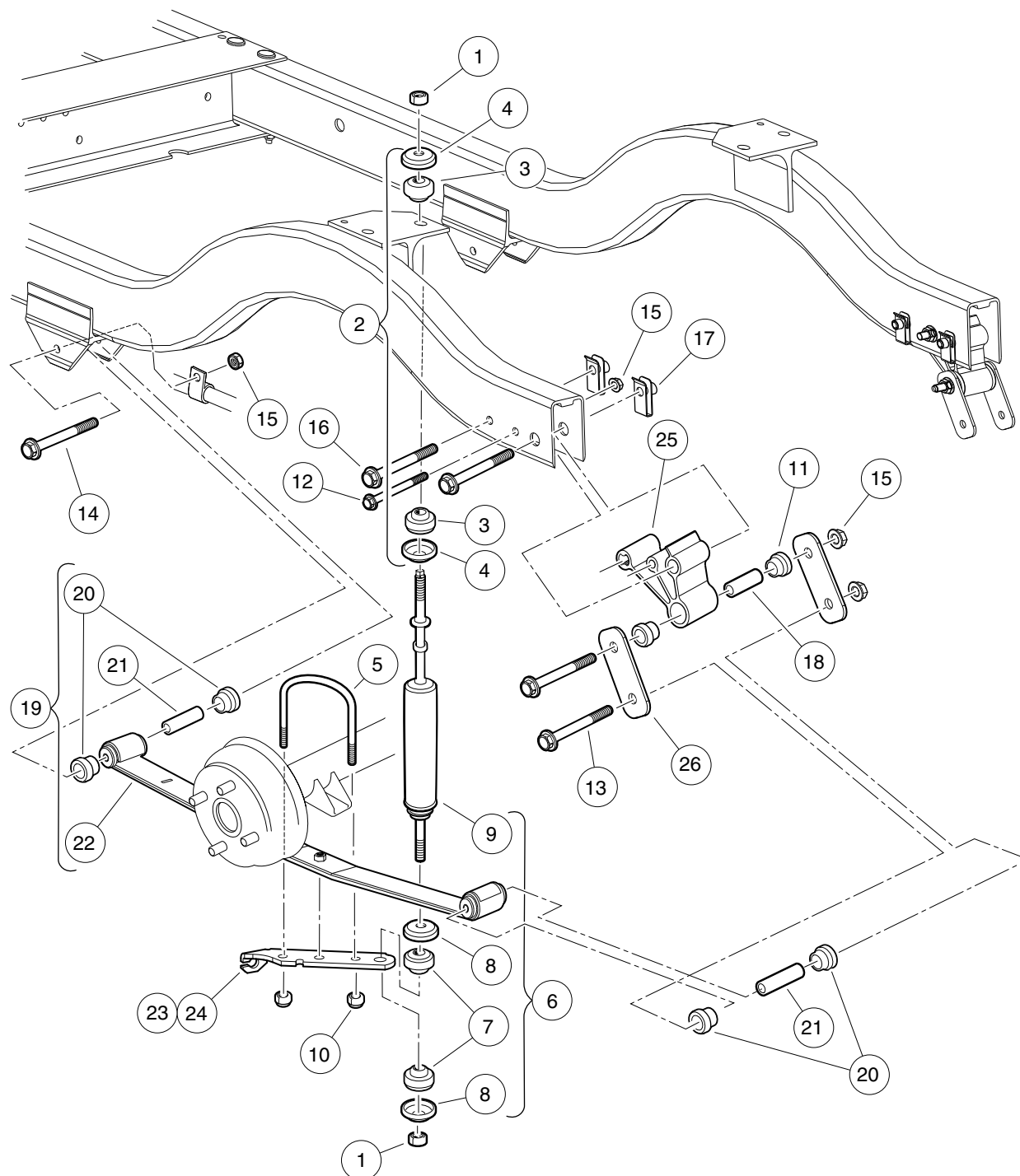
G

E

5

G

E



000446-005

REAR SUSPENSION, ELECTRIC VEHICLE

ITEM	PART NO.	DESCRIPTION	QTY
		1 2 3 4	
1	1010145	Nut, 3/8-24 Hex	4
2	1011415	Kit, Shock Absorber Cushion (includes items 3 and 4)	2
3	N/A	Cushion, Shock Absorber	2
4	N/A	Retainer, Shock Absorber Cushion	2
5	1012180	U-Bolt	2
6	1013164	Shock Absorber Kit (includes items 7 through 9)	1
7	N/A	Cushion, Shock Absorber	8
8	N/A	Retainer, Shock Absorber Cushion	8
9	102588501	Shock Absorber Rear Prv Spd	2
10	1014555	Locknut, 7/16-14 Nylon Hex	4
11	1015583	Bushing, Urethane	4
12	102298170	Bolt - Flange Hd, M8 X 70.0	2
13	102298175	Bolt - Flange Hd, M8 X 75.0	4
14	102298185	Bolt - Flange Hd, M8 X 85.0	2
15	102298401	Nut,m8,all Metal Lock	8
16	102298580	M8-1.25 X 80 Sems	4
17	102298601	J-clip - M8 X 1.25	4
18	102506401	Sleeve - Spring Eye Mounts	2
19	103742301	Asm, Rear Leaf Spring, Prec, Elec (includes items 20 through 22)	2
20	1015583	Bushing, Urethane	4
21	102506401	Sleeve - Spring Eye Mounts	2
22	N/A	Leaf Spring, Rear, Prec Elec	1
23	103921601	Bracket, Shock Mounting, Drv	1
24	103921602	Bracket, Shock Mounting, Pas	1
25	103964901	Spacer, Rail, Shackle	2
26	103965001	Brkt, Shackle, Rear	4

5

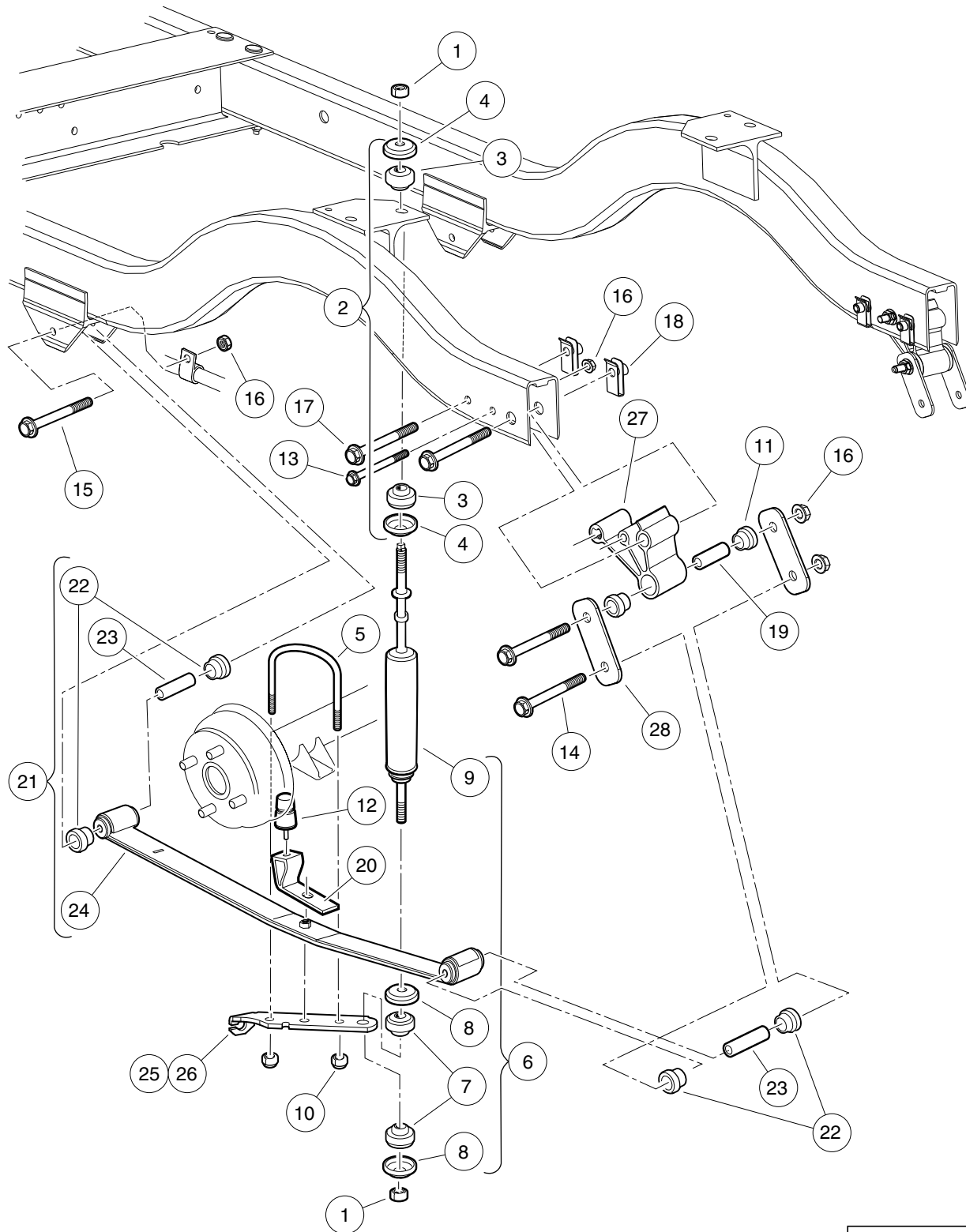
G

E

5

G

E



000492-004

REAR SUSPENSION, PRECEDENT VILLAGER 4

ITEM	PART NO.	DESCRIPTION	QTY
		1 2 3 4	
1	1010145	Nut, 3/8-24 Hex	4
2	1011415	Kit, Shock Absorber Cushion (includes items 3 and 4)	2
3	N/A	Cushion, Shock Absorber	2
4	N/A	Retainer, Shock Absorber Cushion	2
5	1012180	U-Bolt	2
6	1013164	Shock Absorber Kit (includes items 7 through 9)	1
7	N/A	Cushion, Shock Absorber	8
8	N/A	Retainer, Shock Absorber Cushion	8
9	102588501	Shock Absorber Rear Prv Spd	2
10	1014555	Locknut, 7/16-14 Nylon Hex	4
11	1015583	Bushing, Urethane	4
12	1017235	Bumper, Jounce	2
13	102298170	Bolt - Flange Hd, M8 X 70.0	2
14	102298175	Bolt - Flange Hd, M8 X 75.0	4
15	102298185	Bolt - Flange Hd, M8 X 85.0	2
16	102298401	Nut,m8,all Metal Lock	8
17	102298580	M8-1.25 X 80 Sems	4
18	102298601	J-clip - M8 X 1.25	4
19	102506401	Sleeve - Spring Eye Mounts	2
20	102534801	Jounce Bumper Bracket	2
21	103742303	Asm, Rear Leaf Spring, Prec, 4-Passenger (includes items 22 through 24)	2
22	1015583	Bushing, Urethane	4
23	102506401	Sleeve - Spring Eye Mounts	2
24	N/A	Leaf Spring, Rear, Prec 4pass	1
25	103921601	Bracket, Shock Mounting, Drv	1
26	103921602	Bracket, Shock Mounting, Pas	1
27	103964901	Spacer, Rail, Shackle	2
28	103965001	Brkt, Shackle, Rear	4

5

G

E

DID YOU KNOW?

CartPros directs you to the right part using the part numbers from this manual. Enter the part number into our search box and it will find the part you are looking for.

**GET STARTED
HERE**



<https://CartPros.com/f.html>

5

G

E

**DID YOU
KNOW?**

CartPros directs you to the right part using the part numbers from this manual. Enter the part number into our search box and it will find the part you are looking for.

**GET STARTED
HERE**



<https://CartPros.com/f.html>

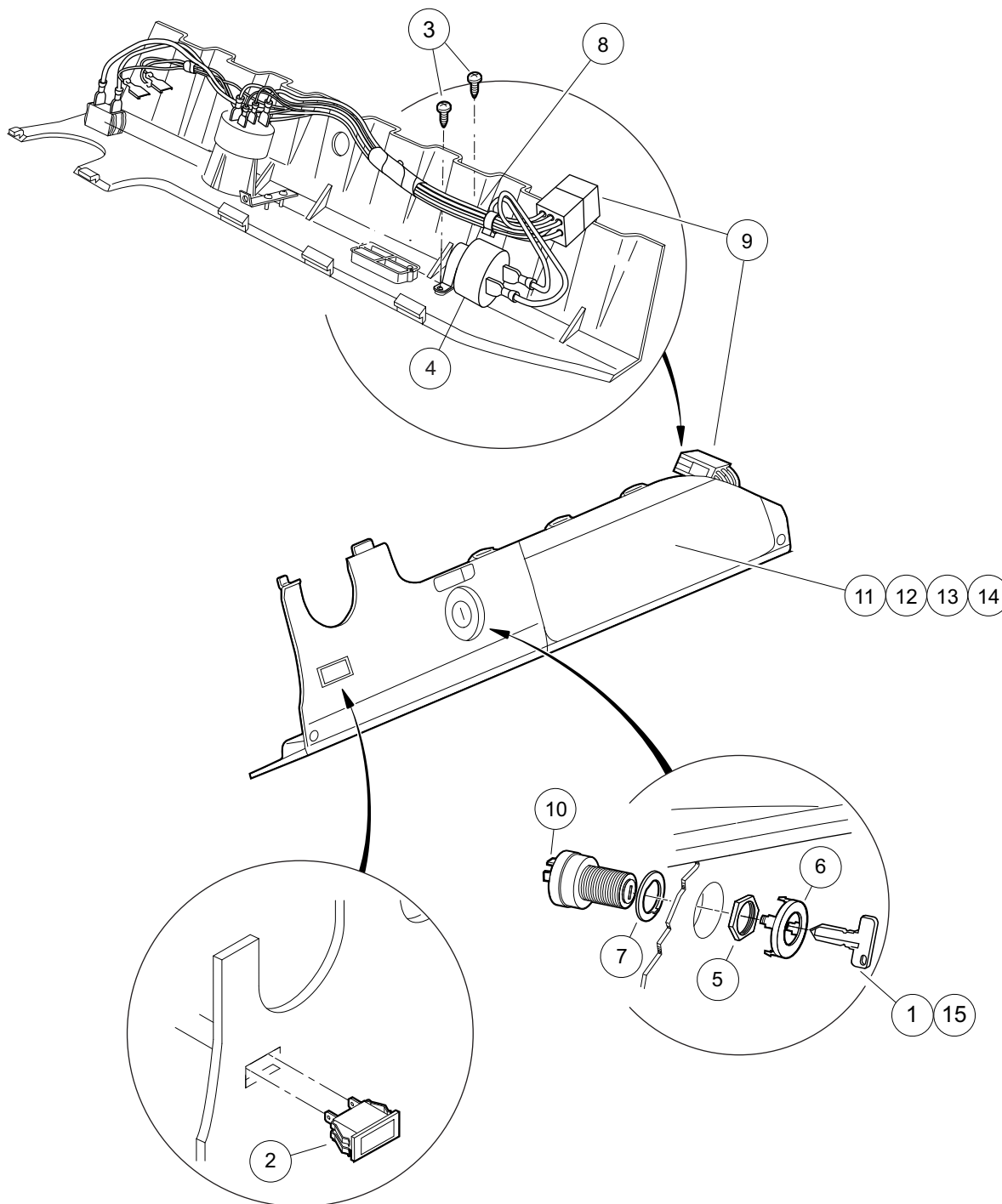
ELECTRICAL SYSTEM – GASOLINE VEHICLE

6

G

6

G



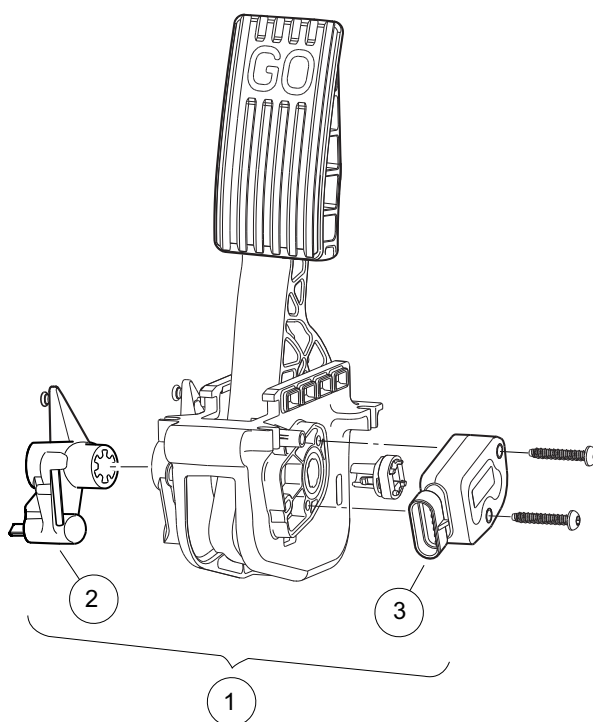
000490-003

ELECTRICAL COMPONENTS, FRONT BODY – GASOLINE VEHICLE

ITEM	PART NO.	DESCRIPTION	QTY	6
		1 2 3 4		G
1	1012505	Keys (set of 2)	1	
2	1016630	Light, Oil	1	
3	1016849	Screw, #4-24 X 0.33 Pan-Head Machine	2	
4	1016851	Buzzer, Reverse (9-48 VDC)	1	
5	101830701	Nut, Key Switch	1	
6	101834502	Cap, Black Key Switch	1	
7	101851101	Washer, Key Switch	1	
8	102515001	Ip Control Harness, Gas (includes item 9)	1	
9	N/A	Connector, Plug 9-pin	1	
10	102515101	Key Switch, Gas, Prec	1	
11	102522901	Instrument Panel (standard)	1	
12	102536601	Instrument Panel (with Hole for Headlight Switch)	1	
13	102536602	Instrument Panel (with Hole for Fuel Gauge)	1	
14	102536604	Instrument Panel (with Hole for Headlight Switch and Fuel Gauge)	1	
15	AM10079	Bulk Std Keys (50) *	1	
* Note: Must order in multiples of 50.				

6

G



000487-012

ACCELERATOR PEDAL ASSEMBLY W/ SENSOR FOR GENERATION 2 PEDAL GROUP

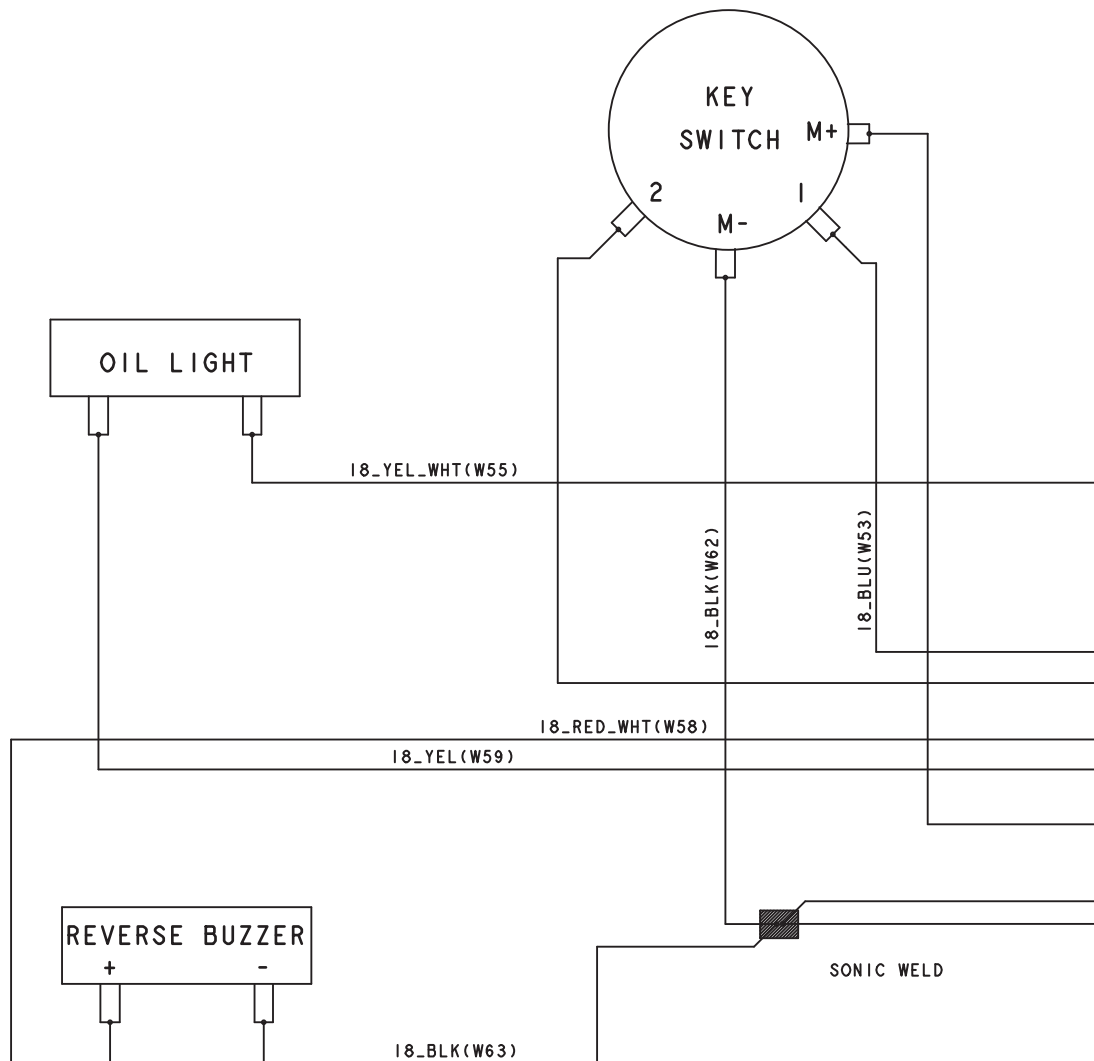
ITEM	PART NO.	DESCRIPTION	QTY
		1 2 3 4	
1	102595502	Asm, Accel. Pedal/Throttle, Anodized, Gas Vehicle (includes items 2 and 3)	1
2	103777601	Asm, Park Brake Release, Anodized	1
3	N/A	Throttle Sensor	1
<p>Note: For a complete Pedal Group, see section 4, Brakes and Pedal Group Assemblies.</p>			

6

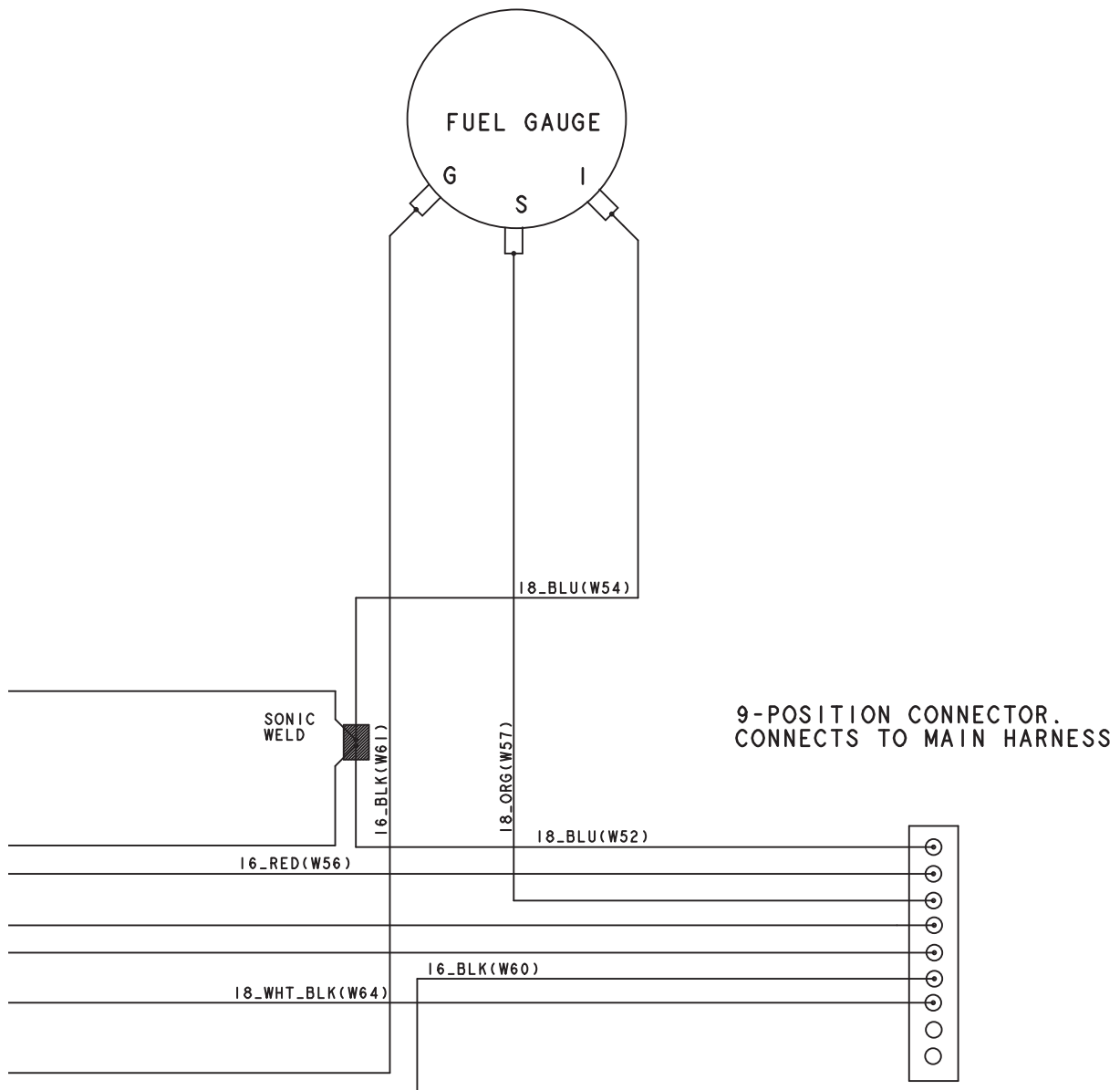
G

6

G



000489-001



000489-001

6

G

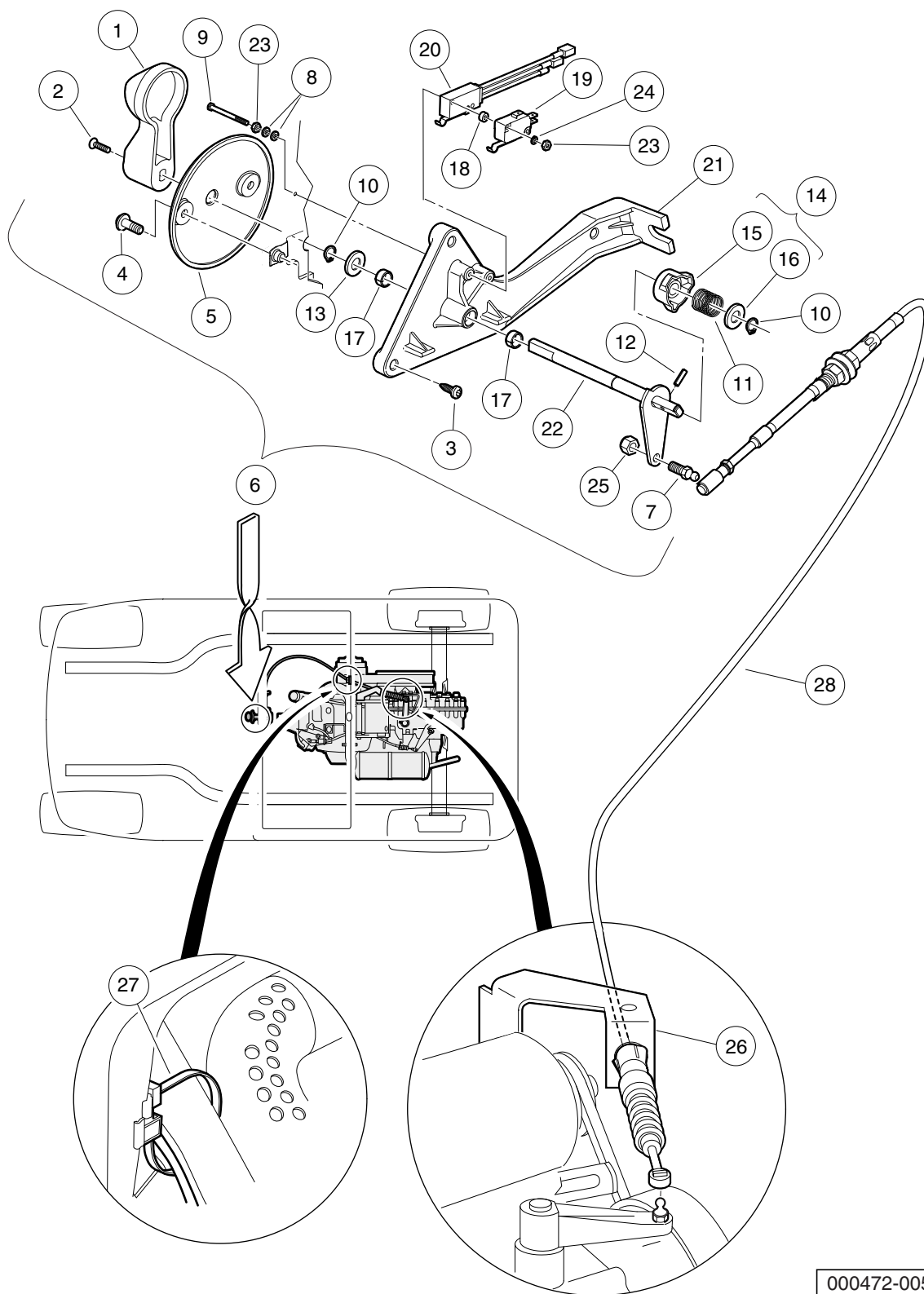
See previous two pages for illustration.

INSTRUMENT PANEL WIRE HARNESS

ITEM	PART NO.	DESCRIPTION	QTY	6
1	102515001	1 2 3 4 Ip Control Harness, Gas (includes item 2)	1	G
2	N/A	Connector, Plug 9-pin	1	

6

G



000472-005

FORWARD/REVERSE SHIFTER ASSEMBLY – GASOLINE VEHICLE

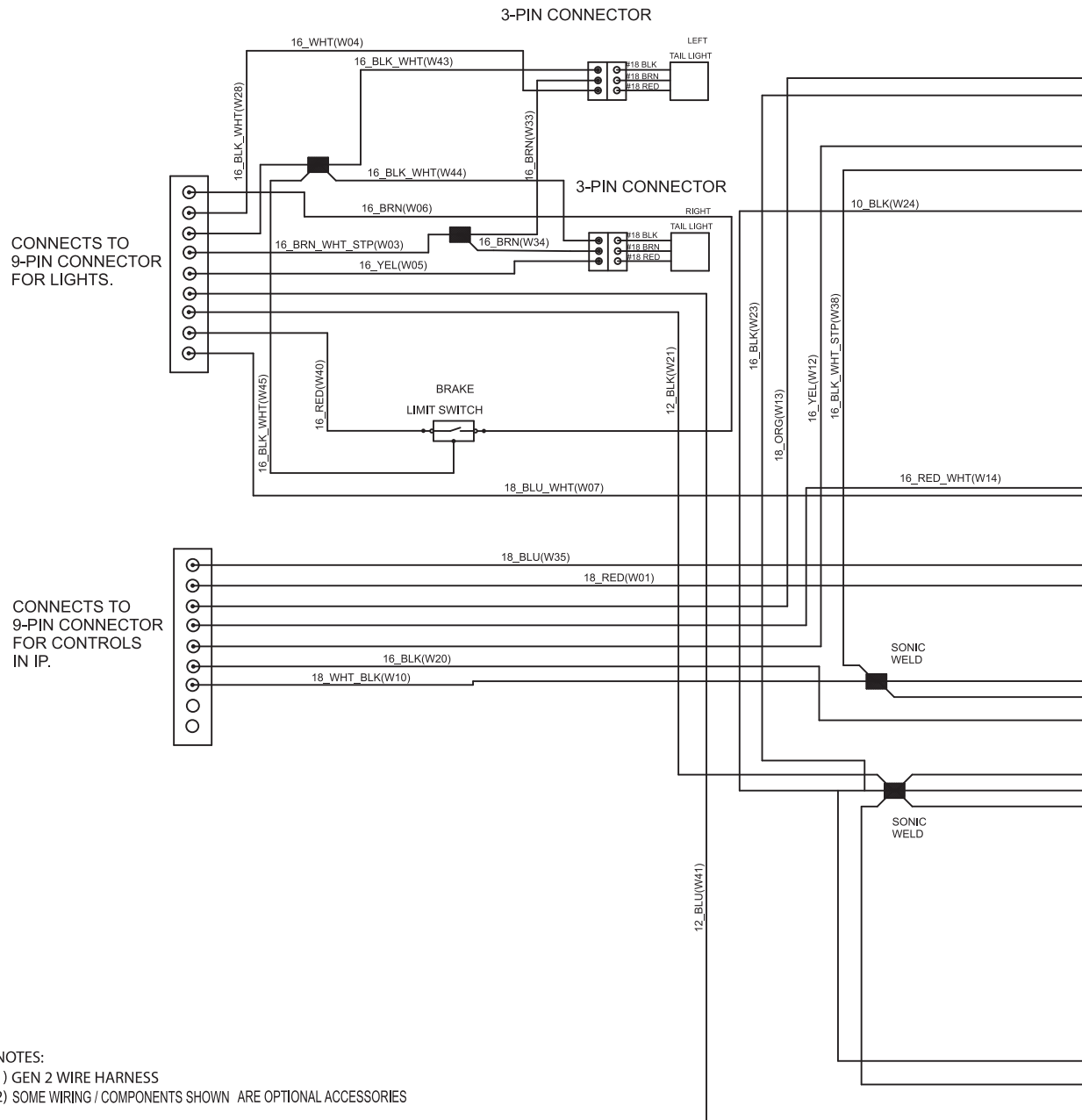
ITEM	PART NO.	DESCRIPTION	QTY
		1 2 3 4	
1	1012987	Handle, FNR	1
2	1015064	Screw, #8-32 X 0.63 Machine	1
3	102296040	Screw, Torx Pan Hd Pt, M6 X 40	3
4	102296920	Screw, M6 Torx Bttn Hd Sems	2
5	102512001	Bezel, FNR Gas	1
6	102514602	Assembly Gas Fnr Shifter Svc (includes items 7 through 25)	1
7	1010954	Stud, 1/4-28 X 0.560 Ball	1
8	1012431	Washer, #4 Flat	4
9	1012594	Screw, #4-40 Machine	2
10	1013589	Ring, 0.338" Internal Retaining	2
11	1013590	Spring, FNR Cam	1
12	1013591	Pin, 1/8 X 1/2 Roll	1
13	1014065	Washer, 0.38" ID Delrin Flat	1
14	1014089	Neutral Lockout Cam Kit (includes items 15 and 16)	1
15	N/A	Cam, Neutral Lockout	1
16	1014065	Washer, 0.38" ID Delrin Flat	1
17	1014145	Bushing, Secondary Weight, Split	2
18	1014727	Washer, #4 Nylon Flat	2
19	1014807	Switch, Limit	1
20	101979101	Assembly, Switch, Limit	1
21	102515601	Base, Gas FNR Shifter	1
22	103943201	Weldment, F-n-r Gas	1
23	8057	Nut, #4-40 Hex Machine	4
24	8058	Lockwasher, #4 Split	2
25	8717	Locknut, 1/4-28 Nylon Insert	1
26	102515501	Bracket-trans Cable Support	1
27	102554901	Clip, Edge, with Wire Tie	1
28	103379601	Cable, Transmission, Prec	1

6

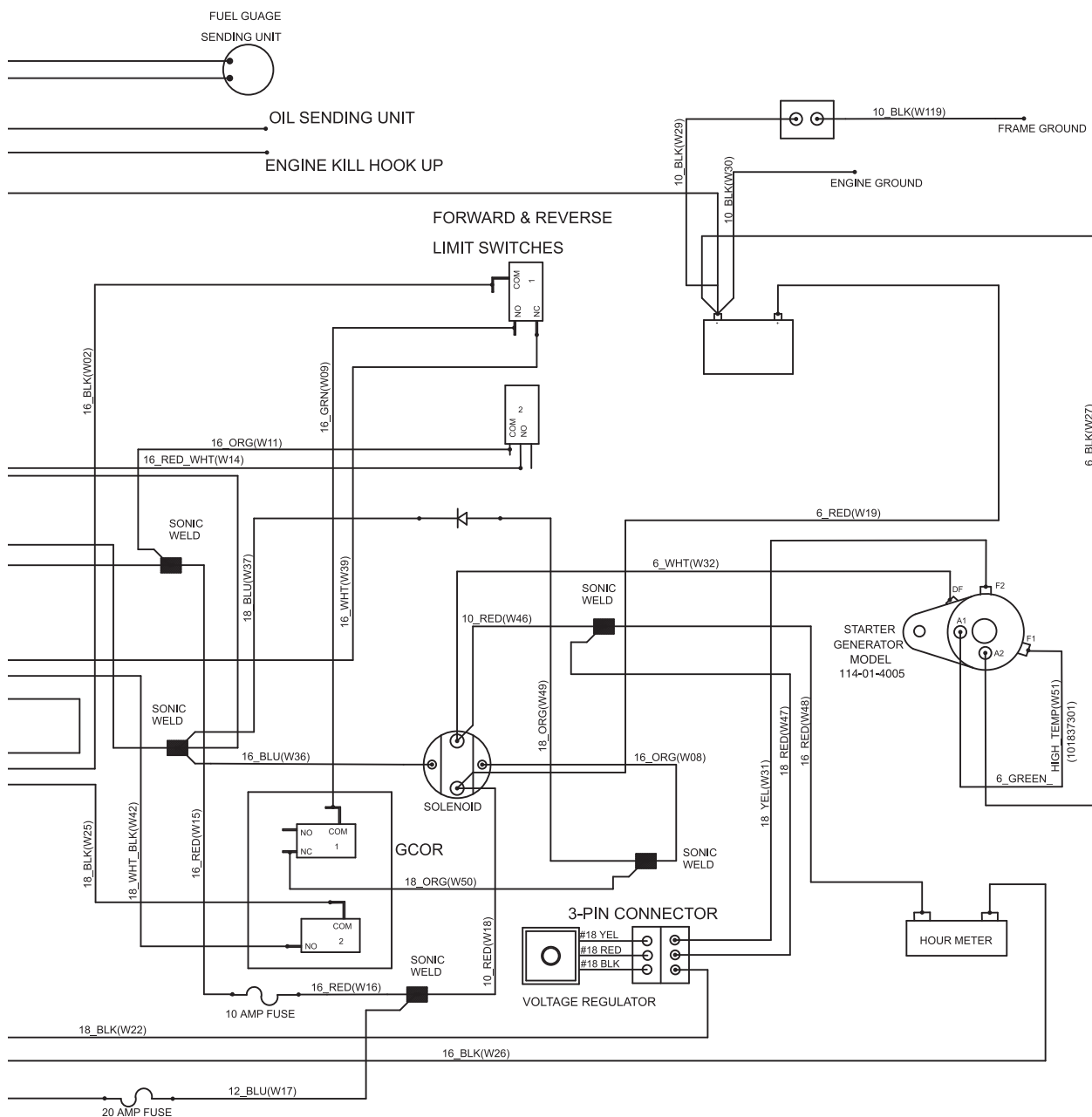
G

6

G



000481-003



000481-003

6

G

See previous two pages for illustration.

**DID YOU
KNOW?**

CartPros directs you to the right part using the part numbers from this manual. Enter the part number into our search box and it will find the part you are looking for.

**GET STARTED
HERE**



<https://CartPros.com/f.html>

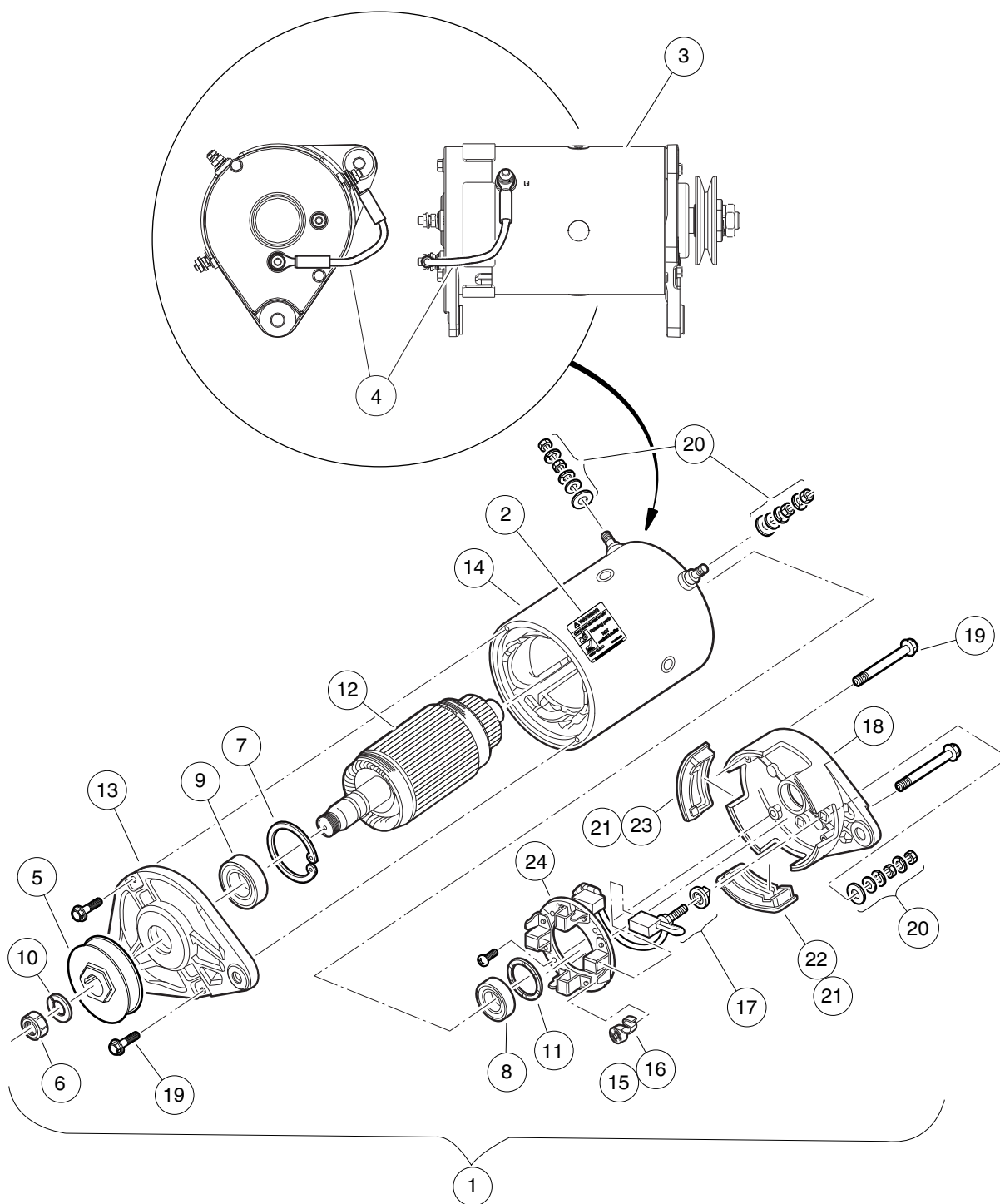
**WIRING (WITH GENERATION 2 PEDAL GROUP) - GASOLINE
VEHICLE**

ITEM	PART NO.	DESCRIPTION	QTY
1	103536501	1 2 3 4 Harness, Prec Gas, Main (For Generation 2 Pedal Group) (includes item 2)	1
2	N/A	Conn, 6 Pos, Packard 12162210	1

6
G

6

G



000124-005

STARTER/GENERATOR (S/G) ASSEMBLY – GASOLINE VEHICLES

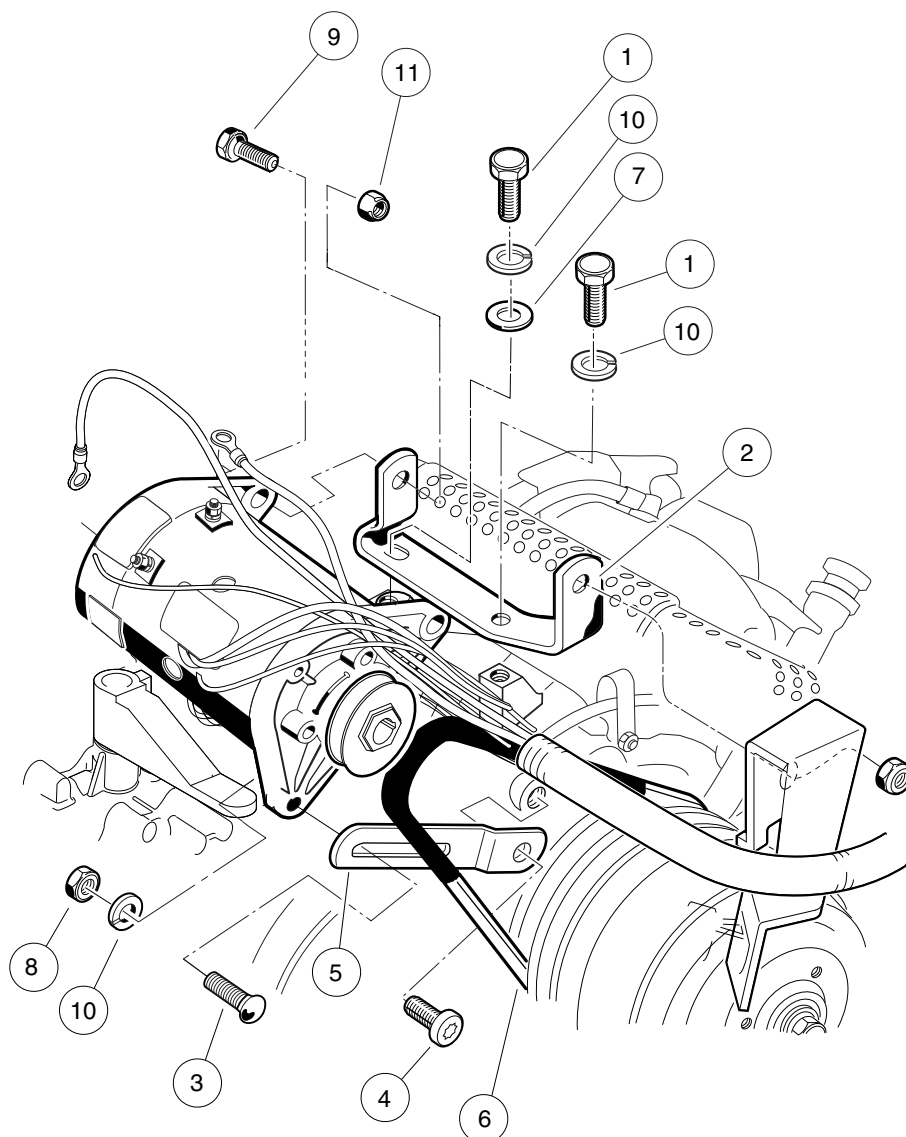
ITEM	PART NO.	DESCRIPTION	QTY
		1 2 3 4	
1	103678502	Asm, St/gen, Bi-rot, Ks, Svc (includes items 2 and 3)	1
2	101960501	Decal, Rotating Parts/Hot Manifold	1
3	N/A	St/gen, Bi-rot, Util, Ks (includes items 4 through 24)	1
4	101837301	Wire Assy, #6 Green	1
5	102711001	Pulley, V-Belt	1
6	102838701	Nut, Hex, M14x2, S/G	1
7	102838801	Retainer, Front, S/G	1
8	102838901	Bearing, Ball, Front, S-g	1
9	102839001	Bearing, Ball, Front, S-g	1
10	102839301	Washer, Lock M14x2, S-g	1
11	102841101	Washer, Wave, S-g	1
12	102844501	Asm, Armature, Starter/Generator	1
13	102844601	Head, Drive End, S-g	1
14	102844701	Asm, Frame and Field, Starter/Generator	1
15	103347101	Kit, Spring Brush, Starter/Generator (includes item 16)	1
16	N/A	Spring, Brush, S-g	4
17	103347301	Set, Brush Term, S-g	1
18	103347601	Head, Comm End, S-g	1
19	103347701	Set, Fastener, Ceh Deh, S-g	1
20	103347801	Set, Term Hardware, S/G	1
21	103347901	Kit, Cover, Brush Insp, Starter/Generator (includes items 22 and 23)	1
22	N/A	Plug, Rubber Drain, Start/Generator	3
23	N/A	Cover, Inspection, S-g	1
24	103953301	Kit, Brush And Brush Holder	1

6

G

6

G



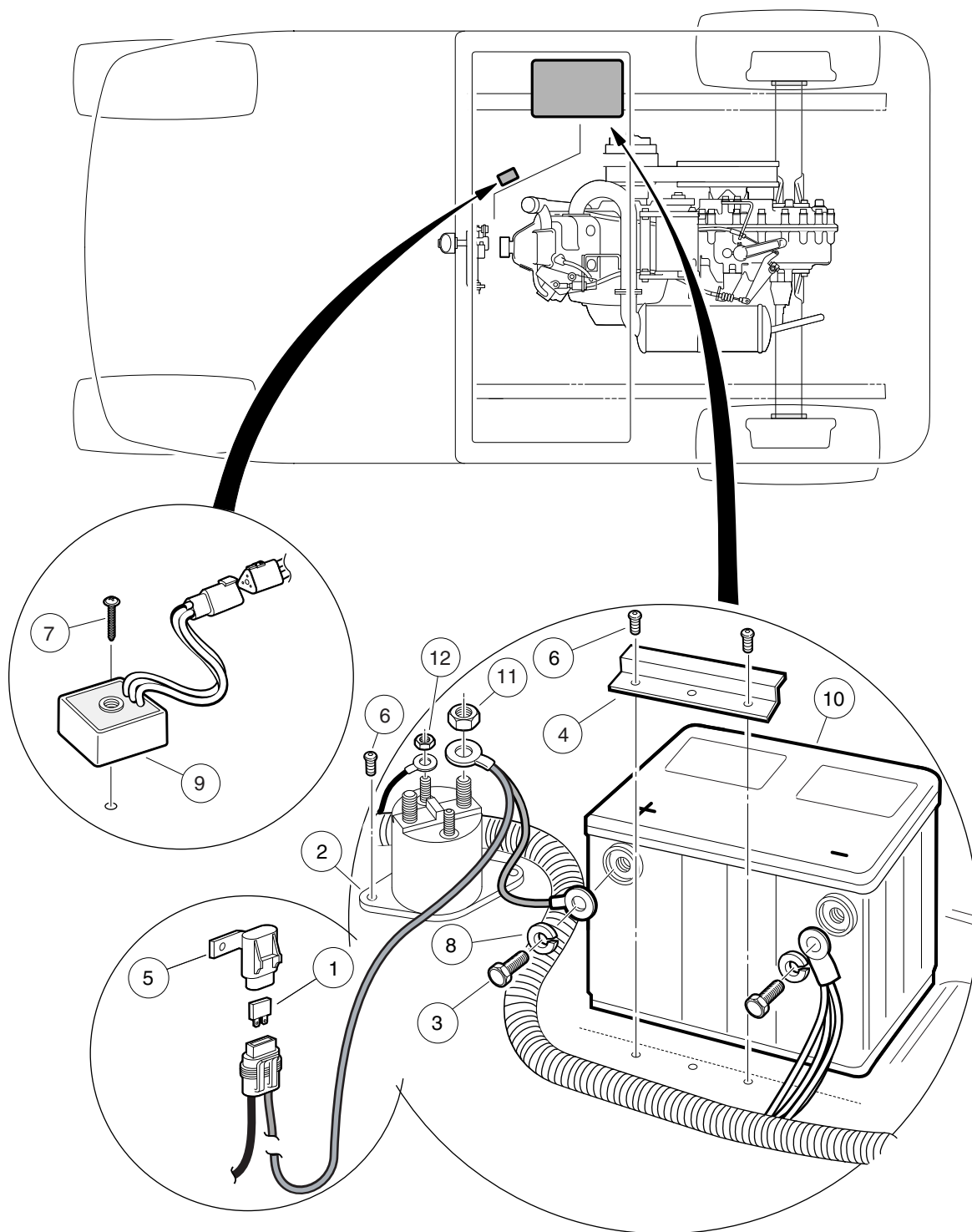
000238-005

STARTER/GENERATOR MOUNTING – FE350 (AS11, AS26)

ITEM	PART NO.	DESCRIPTION	QTY	6
		1 2 3 4		G
1	1012830	Screw, M8-125 X 22 Hex-Head	2	
2	101524002	Bracket, Starter/Generator Mounting	1	
3	1015932	Bolt, Carriage, 5/16-18	1	
4	1016074	Screw, M8-1.25 X 18mm Torx	1	
5	1016883	Bracket, Starter/Generator Adjustment	1	
6	101916701	V-Belt	1	
7	1241	Washer, 5/16 Type A Flat	1	
8	1242	Nut, 5/16-18 Hex	1	
9	1624	Screw, 3/8-16 X 1.50 Hex-Head Cap	2	
10	7174	Lockwasher, 5/16 Split	3	
11	8754	Locknut, 3/8-16 Hex	2	

6

G



000479-003

BATTERY – GASOLINE VEHICLE

ITEM	PART NO.	DESCRIPTION	QTY
		1 2 3 4	
1	1012295	Fuse, 10-Amp	1
2	1013609	Solenoid, 12-Volt	1
3	1014375	Screw, 3/8-16 X 0.50 Stainless Steel Hex-Head	2
4	101898001	Clamp, Battery	1
5	N/A	Cover, Fuse, Sealed, Metri	1
6	102296020	Screw, Torx Pan Hd Pt, M6 X 20	4
7	102296040	Screw, Torx Pan Hd Pt, M6 X 40	1
8	102355301	Lockwasher, #10 Split Ss	2
9	102803301	Asm, Voltage Regulator, Prec.	1
10	103496801	Battery, Start, 12v	1
11	1242	Nut, 5/16-18 Hex	2
12	7893	Nut, #10-32 Hex	2

6

G

DID YOU KNOW?

CartPros directs you to the right part using the part numbers from this manual. Enter the part number into our search box and it will find the part you are looking for.

**GET STARTED
HERE**



<https://CartPros.com/f.html>

6

G

**DID YOU
KNOW?**

CartPros directs you to the right part using the part numbers from this manual. Enter the part number into our search box and it will find the part you are looking for.

**GET STARTED
HERE**

→ <https://CartPros.com/f.html>

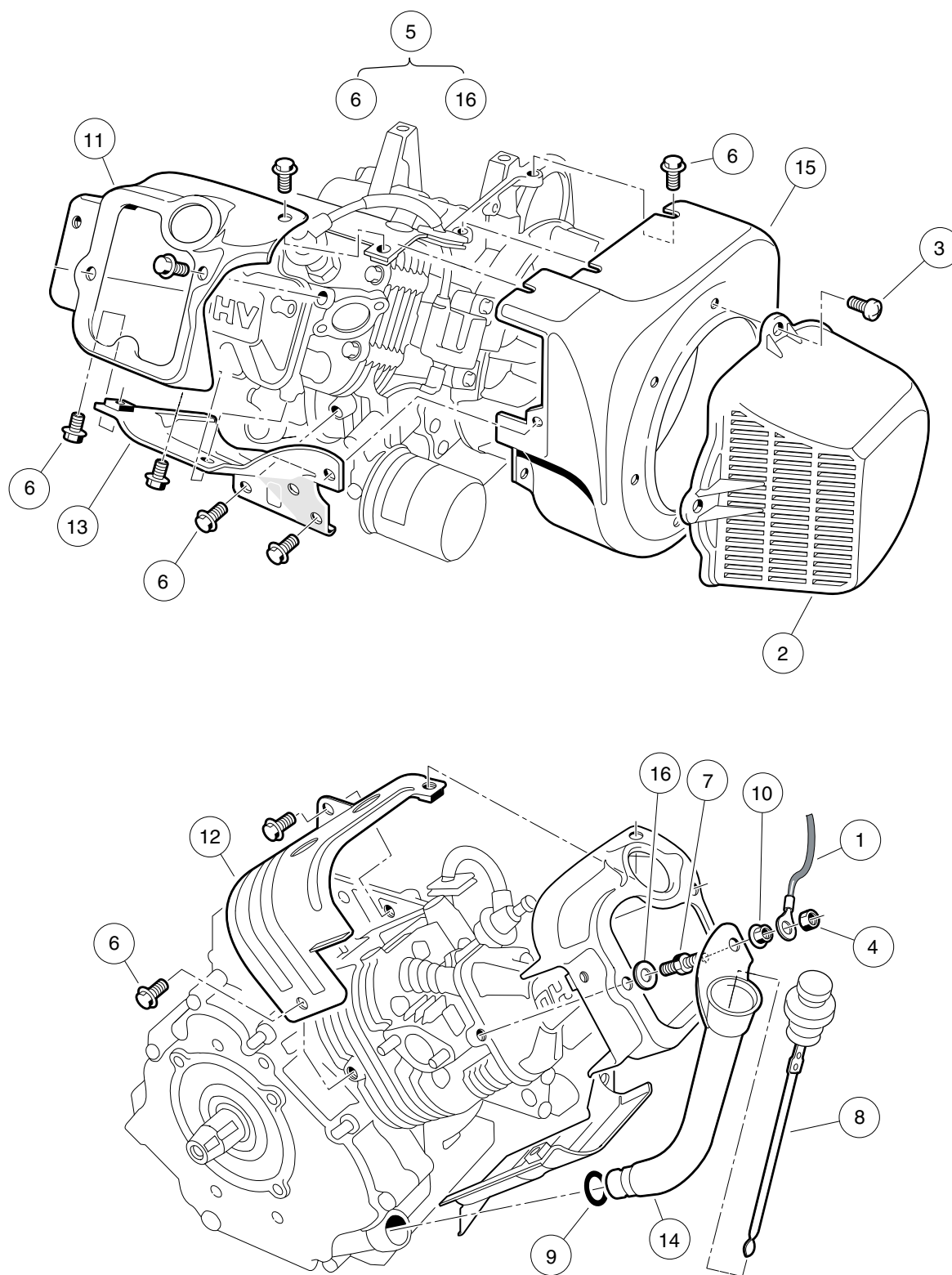
FE350 ENGINE (AS26)

7

G

7

G



000201-002

FE350 ENGINE (AS26) – SHROUDS AND BRACKETS

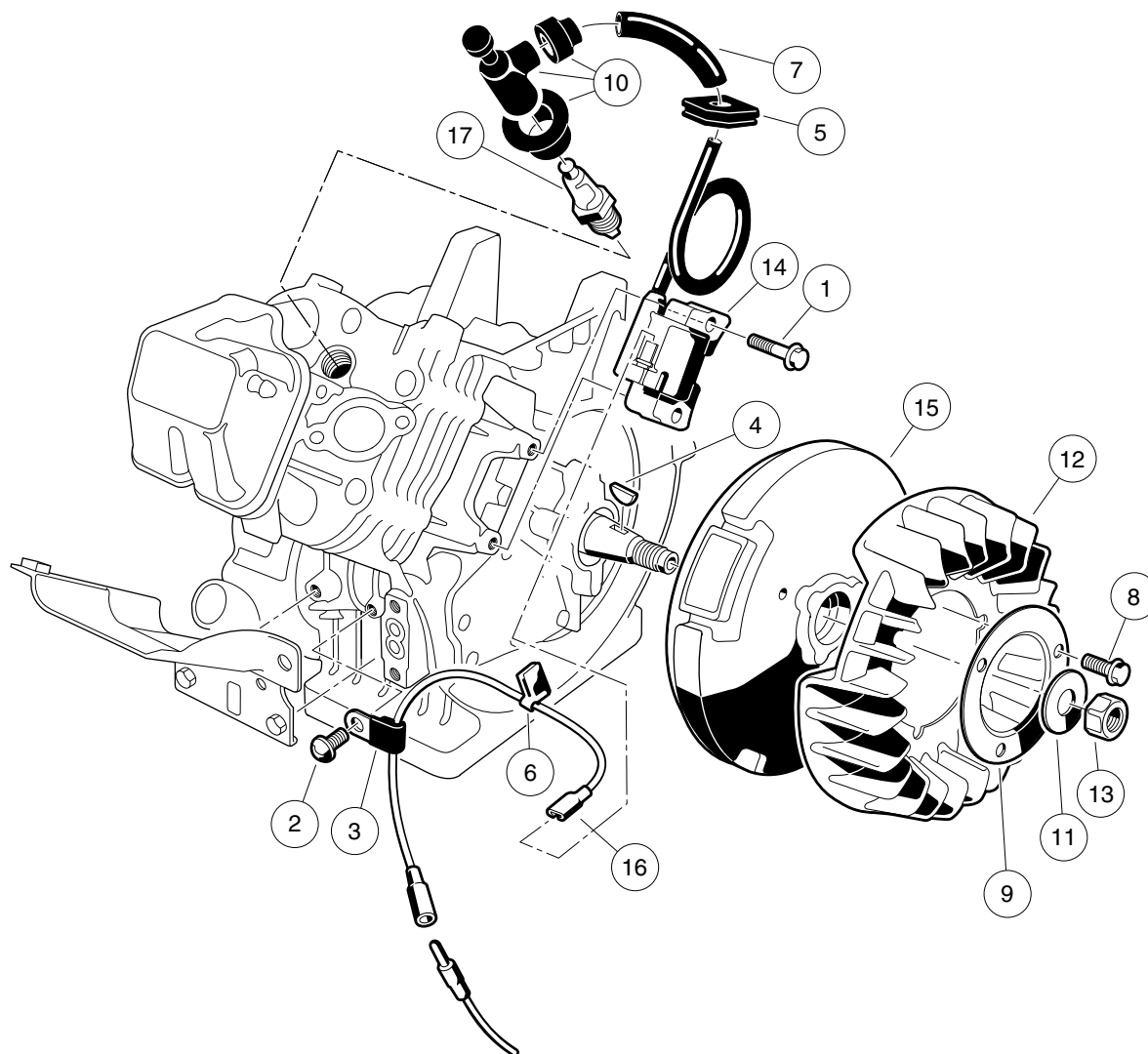
ITEM	PART NO.	DESCRIPTION	QTY
		1 2 3 4	
1	1015332	Wire Assembly, #10, Uninsulated	1
2	1015649	Shroud, Fan	1
3	1015969	Screw, M6-1.00 X 10mm Pan Hd	4
4	101887601	Locknut, M6-1.00 Nylon Insert	1
5	103386201	Engine, FE350 S26 (includes items 6 through 16)	1
6	1016456	Bolt, Flange Head, M6 x 1 x 12 mm	16
7	1016507	Bolt, Two-Ended	1
8	1016531	Dipstick	1
9	1016539	O-Ring	1
10	1016547	Nut, M6 Flange	1
11	1017474	Shroud, Engine	1
12	1017475	Shroud, Engine	1
13	1017476	Shroud, Engine	1
14	1017486	Tube, Oil Filler	1
15	101916101	Housing, FE350 Fan	1
16	N/A	Washer, 6mm Flat	2

7

G

7

G



000202-004

125cc ENGINE (AS26)- IGNITION COMPONENTS AND FLYWHEEL

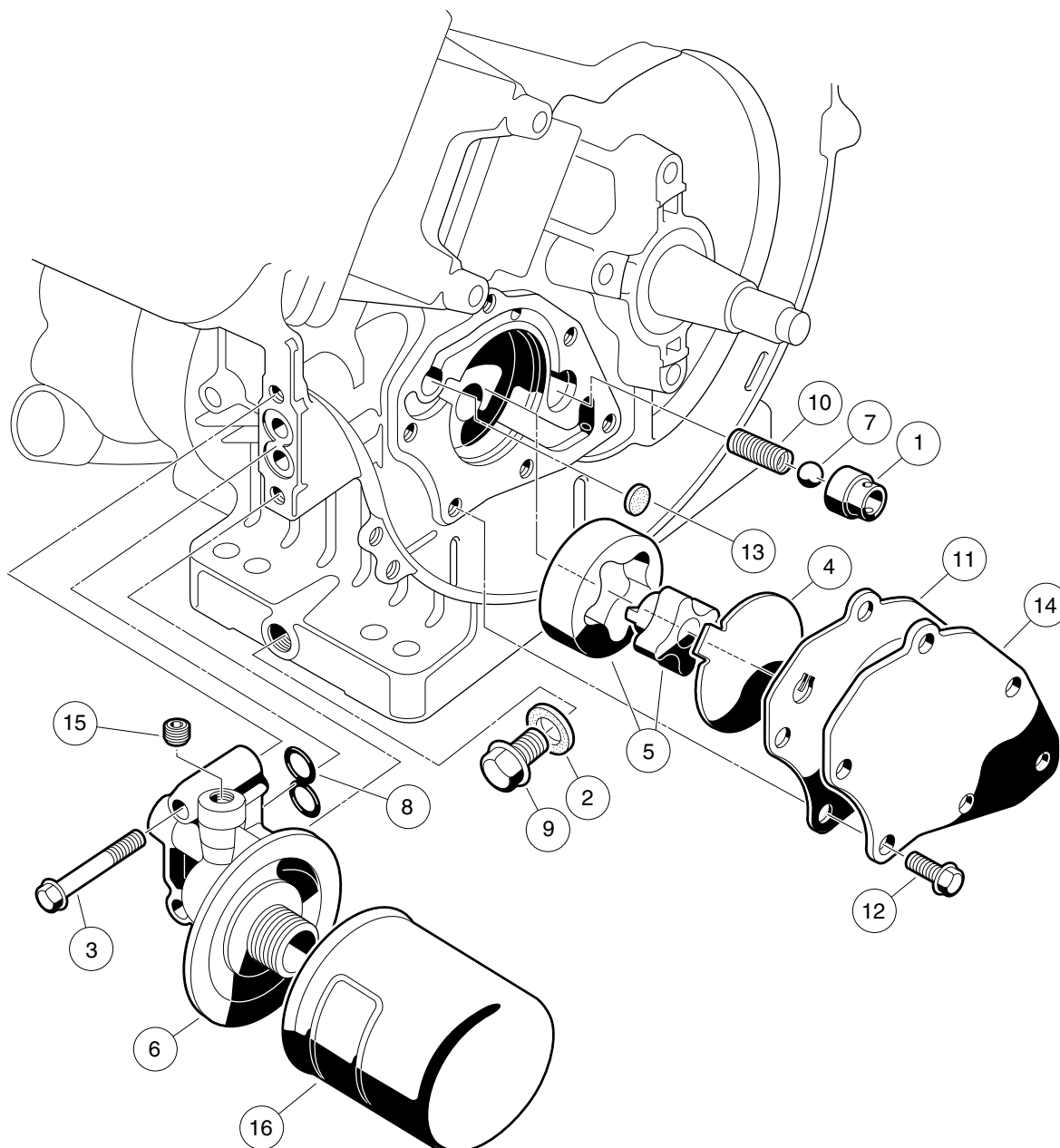
ITEM	PART NO.	DESCRIPTION	QTY
		1 2 3 4	
1	1016455	Bolt, Flange Head	2
2	1016544	Screw	1
3	1016561	Clamp	1
4	1016562	Key	1
5	1016578	Grommet, Ignition	1
6	1016587	Clamp	1
7	1016588	Tube, 7mm X 10mm X 70mm	1
8	1017448	Bolt, Flanged	3
9	1017455	Plate, Flywheel Fan	1
10	1017463	Cap Asm, Plug	1
11	1017490	Washer, Flat	1
12	101916301	Fan (cw)	1
13	102838401	Nut, Hex, 18 mm Fine	1
14	103616501	Coil Asm, Ignition	1
15	103616601	Flywheel, Complete	1
16	103616701	Wire Lead, Ignition	1
17	AM1232301	Spark Plug, BPR2ES	1

7

G

7

G



000203-002



FE350 ENGINE (AS26)- OIL CIRCULATION

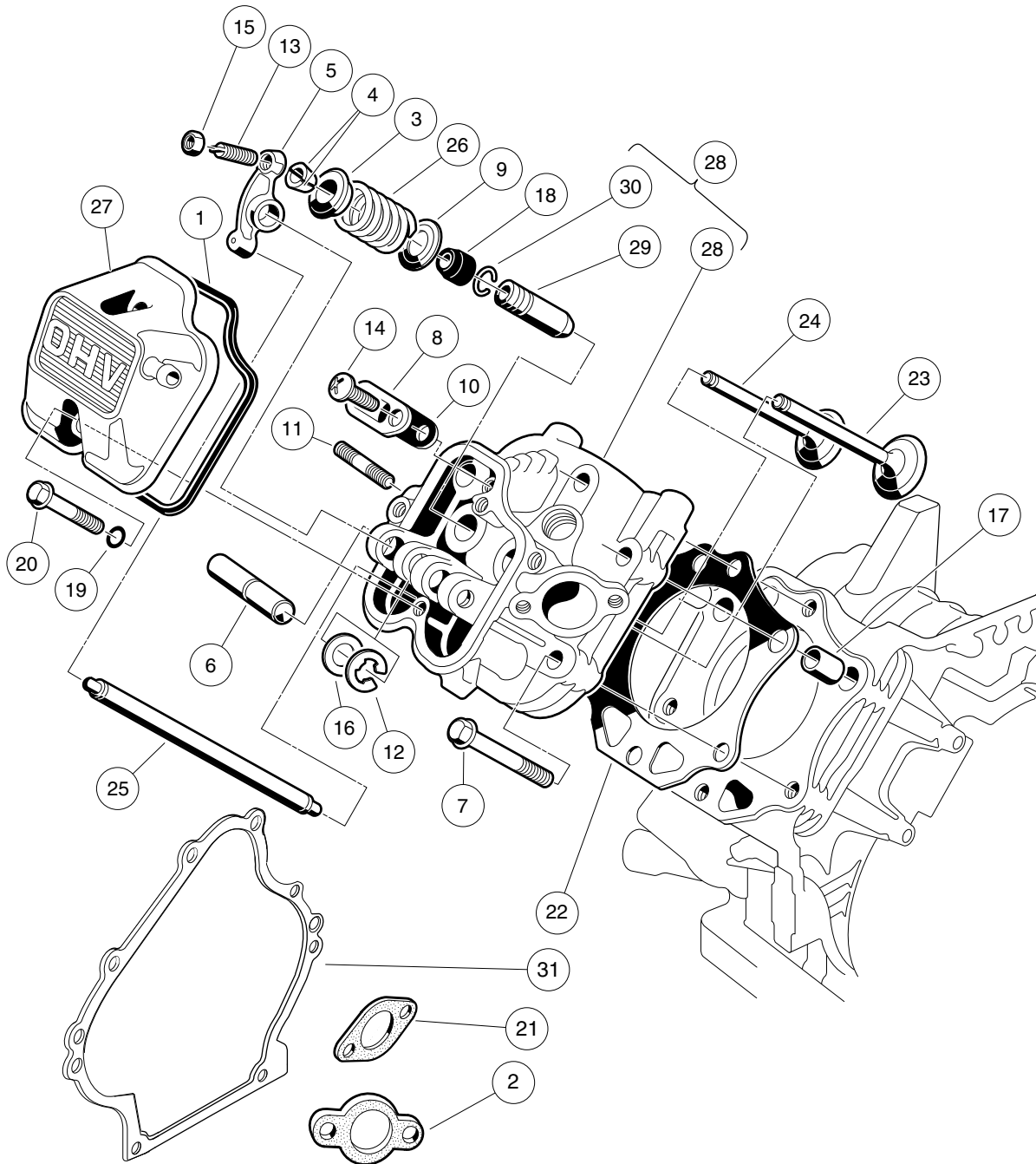
ITEM	PART NO.	DESCRIPTION	QTY
		1 2 3 4	
1	1016429	Seat, Valve Oil Pressure Relief	1
2	1016432	Gasket, Drain Plug	1
3	1016457	Bolt, Flange Head	2
4	1016473	Plate, Oil Pump	1
5	101648203	Oil Pump And Rotor	1
6	1016502	Bracket, Oil Filter Mount	1
7	1016537	Ball, Steel, Press, Relief	1
8	1016570	O-Ring	1
9	1016576	Plug, Drain	1
10	1016581	Spring	1
11	1017442	Gasket	1
12	1017456	Bolt, Flanged	6
13	1017458	Filter	1
14	1017460	Cover, Pump	1
15	1017507	Plug	2
16	103887901	Filter, Oil, Kawasaki	1

7

G

7

G



000204-006

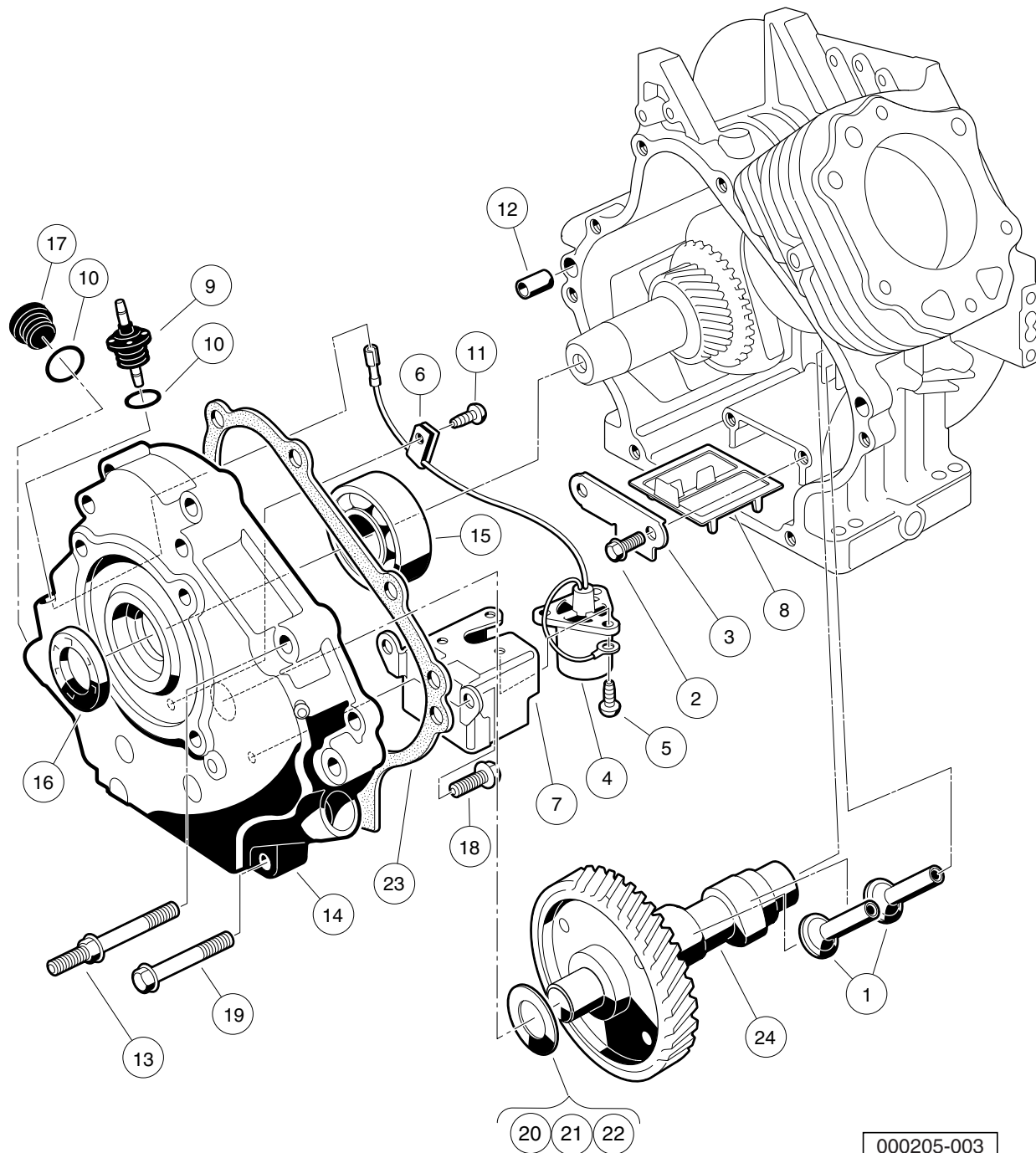
FE350 ENGINE (AS26)- CYLINDER HEAD

ITEM	PART NO.	DESCRIPTION	QTY
		1 2 3 4	
1	1016436	Gasket, Rocker Case	1
2	1016440	Gasket, Engine to Insulator	1
3	1016449	Retainer, Valve Spring	2
4	1016450	Collet	4
5	1016451	Arm, Rocker	2
6	1016452	Shaft, Rocker	1
7	1016458	Bolt, Flange Head, M8 x 1.25 x 45 mm	6
8	1016474	Plate	1
9	1016479	Seat, Spring	2
10	1016483	Valve	1
11	1016489	Stud, Two-Ended, M8-1.25	2
12	1016517	Circlip, Type-E	1
13	1016542	Screw	2
14	1016544	Screw	1
15	1016545	Nut	2
16	1016549	Washer, 12.1x19x1.8	1
17	1016563	Pin	2
18	1016566	Seal, Oil	2
19	1016569	O-Ring	2
20	1016583	Bolt, 6x35	2
21	1016904	Gasket, Exhaust	1
22	1017434	Gasket, Head	1
23	1017444	Valve, Intake	1
24	1017445	Valve, Exhaust	1
25	1017454	Rod, Push	2
26	1017473	Spring, Engine Valve	2
27	102753401	Case, Rocker, Fe	1
28	103615601	Cylinder Head (includes items 29 and 30)	1
29	1016519	Guide, Valve, Intake, Exhaust	2
30	1016560	Snap Ring	2
31	103615901	Gasket, Crankcase Cover	1
Note: Item 2, 1016440 shown above, is not a component of the FE350 engine.			

7
G

7

G



000205-003

1500 ENGINE (A520)- CRANKCASE, CAMSHAFT, AND OIL SENSOR

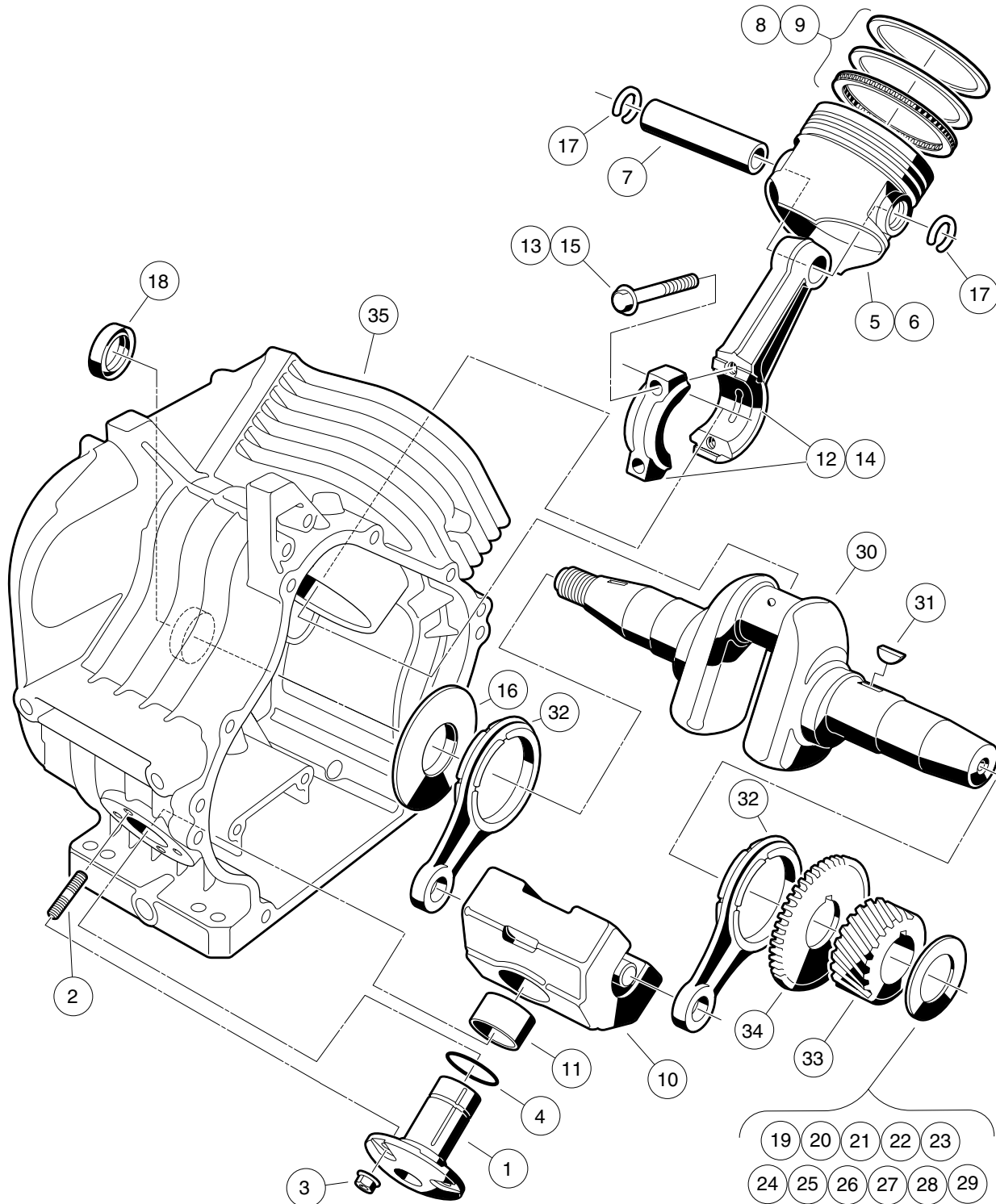
ITEM	PART NO.	DESCRIPTION	QTY
		1 2 3 4	
1	1016453	Tappet	2
2	1016454	Bolt, Flange Head, M5 x 0.8 x 8 mm	2
3	1016472	Plate, Oil Filter Screen	1
4	1016494	Sensor, Oil Level	1
5	1016496	Screw, Cross Pan-Head, M4 x 0.7 x 8 mm	3
6	1016506	Clamp	1
7	1016510	Bracket, Switch, Oil Level	1
8	1016521	Screen, Oil Filter	1
9	1016535	Connector, Cord	1
10	1016538	O-Ring	2
11	1016544	Screw	1
12	1016564	Pin	2
13	1016584	Bolt, Two-Ended, M8 x 1.25 x 69 mm	2
14	1017472	Cover Crankcase	1
15	1017487	Bearing, Ball	1
16	1017504	Seal, Oil	1
17	1017508	Plug	1
18	1017513	Bolt Switch Bracket	2
19	1017514	Screw, M8-1.25 X 45mm Hex	6
20	101751801	Shim, 0.3	1
21	101751802	Shim, 0.4	1
22	101751803	Shim, 0.5	1
23	103615901	Gasket, Crankcase Cover	1
24	103616401	Camshaft, Complete	1

7

G

7

G



000206-003

FE350 ENGINE (AS26)- CRANKCASE AND CRANKSHAFT

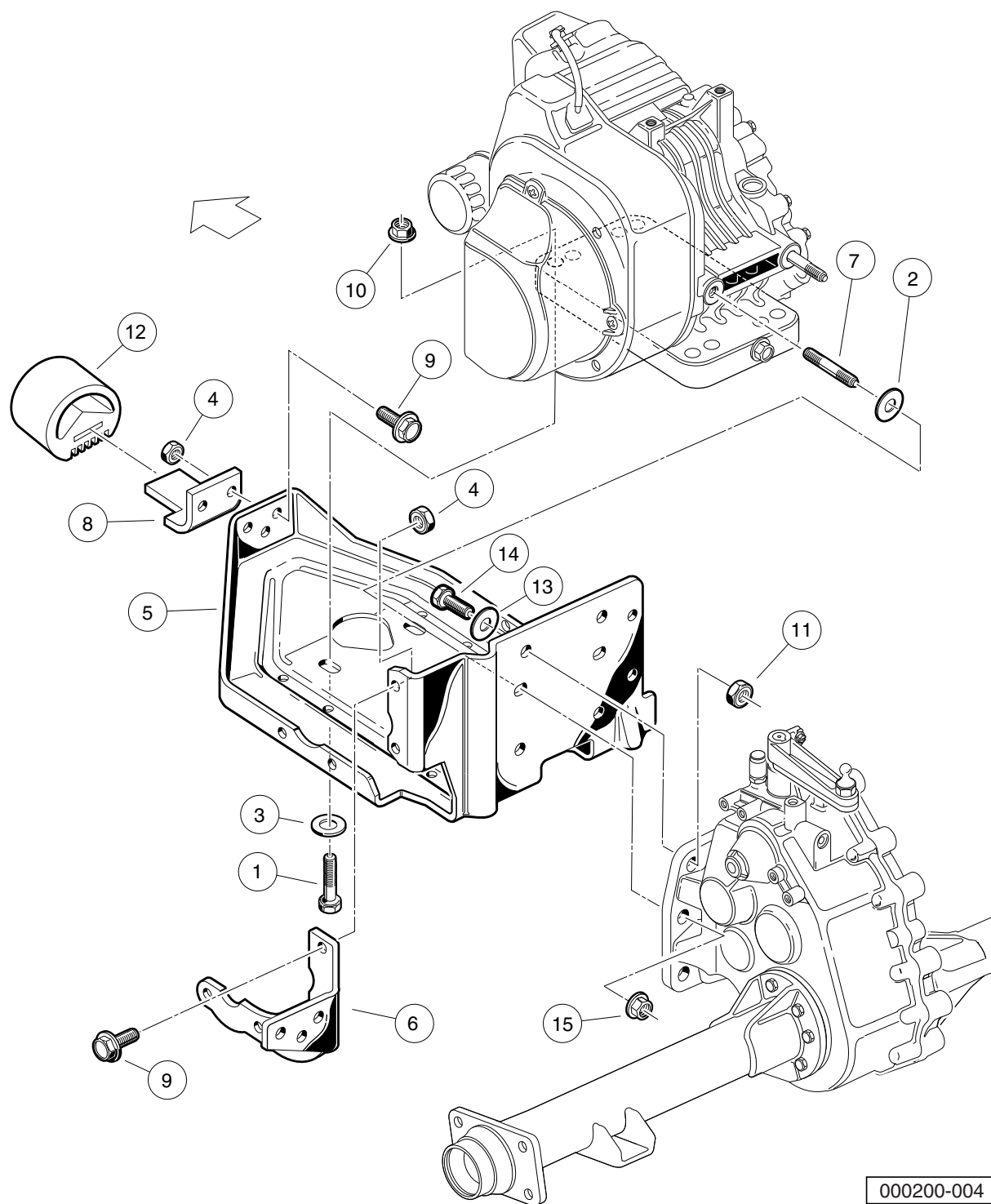
ITEM	PART NO.	DESCRIPTION	QTY
		1 2 3 4	
1	1016470	Shaft, Guide, Counterbalance	1
2	1016541	Stud, 6x14	4
3	1016547	Nut, Flanged, M6 X 1.00	4
4	1016571	O-Ring	1
5	101744901	Piston, Standard	1
6	101744902	Piston, 0.50 mm Oversize	1
7	1017450	Pin, Piston	1
8	101745101	Ring Set, Standard Piston	1
9	101745102	Ring Set, Piston, 0.50 mm Oversize	1
10	1017453	Counterbalance Weight (includes item 11)	1
11	1017510	Bearing, Plain	1
12	101745701	Asm, Con. Rod Std (includes item 13)	1
13	1017512	Bolt	2
14	101745702	Asm,Con.Rod 0.5mm U/s (includes item 15)	1
15	1017512	Bolt	2
16	1017501	Spacer	1
17	1017502	Snap Ring	2
18	1017503	Seal, Oil	1
19	101773301	Shim, Crankshaft, 1.18mm	1
20	101773302	Shim, Crankshaft, 1.25mm	1
21	101773303	Shim, Crankshaft, 1.32mm	1
22	101773304	Shim, Crankshaft, 1.39mm	1
23	101773305	Shim, Crankshaft, 1.46mm	1
24	101773306	Shim, Crankshaft, 1.53mm	1
25	101773307	Shim, Crankshaft, 1.60mm	1
26	101773308	Shim, Crankshaft, 1.67mm	1
27	101773309	Shim, Crankshaft, 1.74mm	1
28	101773310	Shim, Crankshaft, 1.11mm	1
29	101773311	Shim, Crankshaft, 1.81mm	1
30	102430901	Crankshaft, FE350 Left-Hand, 22-Tooth (includes items 31 through 34)	1
31	1016562	Key	1
32	1017471	Rod	2
33	N/A	Gear, Helical	1
34	N/A	Gear, Spur	1
35	103615801	Crankcase, FE350	1

7

G

7

G



000200-004

FE350 ENGINE (AS26)- MOUNTING

ITEM	PART NO.	DESCRIPTION	QTY
		1 2 3 4	
1	1010577	Bolt, Hex-Head, 5/16-18 X 1.50	4
2	1011697	Washer, 5/16 Flat	2
3	1012571	Washer, 5/16 Extra Thick Flat	4
4	1013924	Nut, 5/16-24 Hex Head Cone	6
5	101827101	Plate, Engine Mounting	1
6	101832701	Stiffener (Flywheel Side)	1
7	101833101	Stud, M8-1.25 X 50 mm Two-Ended	2
8	101834601	Snubber Bracket	1
9	101884801	Screw, 5/16-24 X 0.875 Grade-8	6
10	101963401	Locknut, 5/16-18 Hex Flange	4
11	102065901	Locknut, 3/8-16 Flanged Dimple	4
12	102540301	Inner Frame Snubber	1
13	334	Washer, 3/8 Type A Flat	4
14	705	Screw, Cap-hex Hd 3/8-16x1.25	4
15	96704416	Nut, Flange, M8 X 1.25 Serrated	2

7

G

DID YOU KNOW?

CartPros directs you to the right part using the part numbers from this manual. Enter the part number into our search box and it will find the part you are looking for.

**GET STARTED
HERE**



<https://CartPros.com/f.html>

7

G

**DID YOU
KNOW?**

CartPros directs you to the right part using the part numbers from this manual. Enter the part number into our search box and it will find the part you are looking for.

**GET STARTED
HERE**



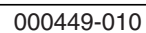
<https://CartPros.com/f.html>

FUEL, INTAKE, AND GOVERNOR SYSTEMS

8

G

G



FUEL SYSTEM

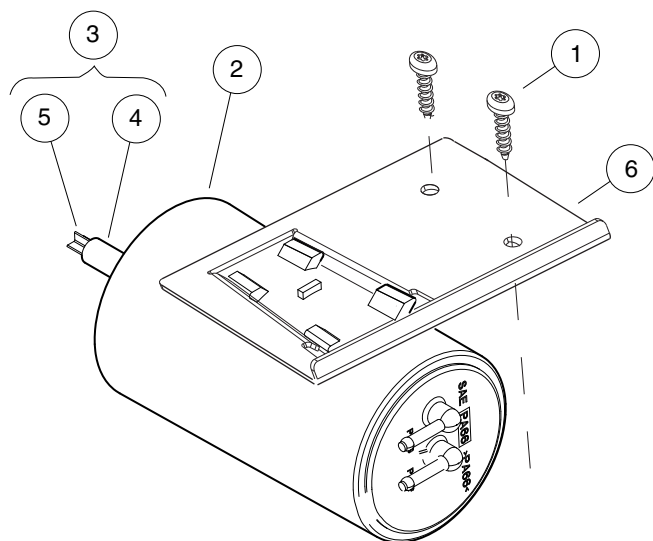
ITEM	PART NO.	DESCRIPTION	QTY
		1 2 3 4	
1	1012649	Clamp, 0.460 Red Hose	9
2	1013687	Clamp, 3/8" Hose (screw type)	1
3	101587704	Hose, Fuel, Vent, 17" Long	1
4	N/A	Washer, .31 Nylon Flat	1
5	102003201	Filter, Fuel, 30 Micron	1
6	102296020	Screw, Torx Pan Hd Pt, M6 X 20	4
7	102514201	Hold-down - Fuel Tank	1
8	102514701	Bucket - Gas Vehicle (includes items 9 and 10)	1
9	103470701	Bracket, Bucket Hinge	2
10	N/A	Screw, #6 X .75, Cs Ss, Hi-lo	4
11	102865101	Fuel Line (available by the foot)	A/R
12	103781101	Kit, Fuel Pump Retrofit (includes item 13)	1
13	103010101	Pump, Fuel, Impulse, Fh	1
14	103862401	Asm, Fuel Line, Prec, Field (includes items 15 through 17)	1
15	1012649	Clamp, 0.460 Red Hose	4
16	102865101	Fuel Line (available by the foot)	1
17	103854501	Valve, Fuel, In-line	1
18	103896601	Hose, Vent, 1/4 Id, 9 In	1
19	103964002	Asm, Tank Fuel, Pr Wo/su Nano (includes items 20 through 25)	1
20	102406701	Bushing, Line, Return	1
21	103372101	Cap, Fuel Tank, Gas, Ratchet	1
22	103854301	Asm, Fitting, Fuel Pickup, Id 1/4"	1
23	103905201	Assembly, Vent, Fuel, 1/4 Inch O.D.	1
24	103944301	Grommet, Fuel Tank, Vent	1
25	N/A	Tank, Fuel, Prec Nano	1

8

G

8

G



000980-002

CARBON CANISTER – FE350 (AS26)

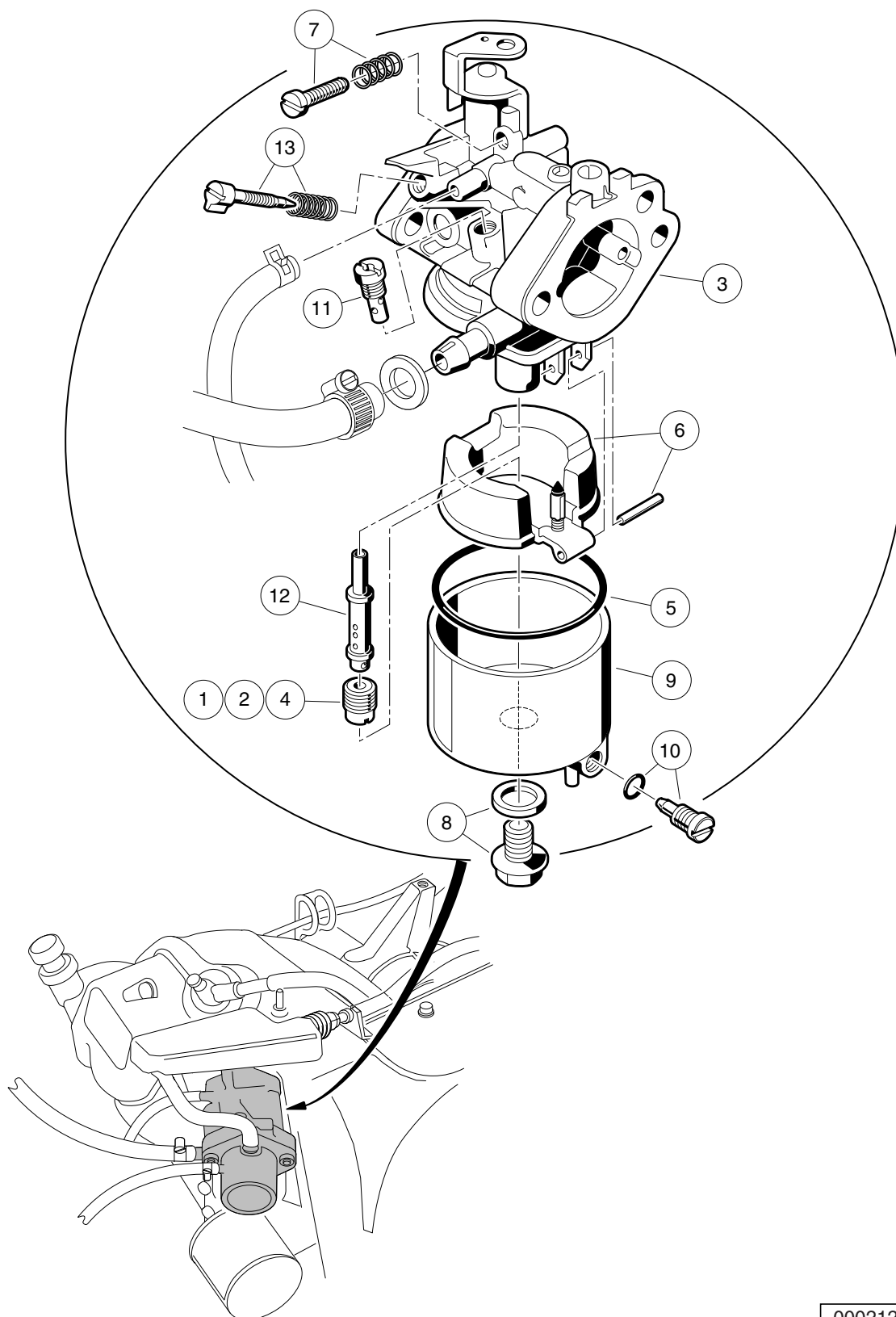
ITEM	PART NO.	DESCRIPTION	QTY
		1 2 3 4	
1	102297230	Screw,m6,torx,interlock,thread	2
2	103372401	Canister, Carbon, Fuel Tank	1
3	103756401	Asm, Vent Line, Evap Canister (includes items 4 and 5)	1
4	N/A	Hose, Vent, 5/16 Id Bulk	1
5	N/A	Vent, Barb, 5/16 Dia Hose	1
6	103794501	Brkt, Carbon Canister, Gen	1

8

G

8

G



000212-006

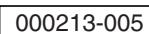
CARBURETOR ASSEMBLY – FE350 (AS26)

ITEM	PART NO.	DESCRIPTION	QTY
		1 2 3 4	
1	101642580	Jet, Altitude, # 80	1
2	101642582	Jet, Altitude, # 82	1
3	103616901	Carburetor, FE350 S26 (includes items 4 through 13)	1
4	101642585	Jet, Altitude, # 85	1
5	1016437	Gasket, Carburetor Bowl OHV	1
6	1016486	Float Assembly	1
7	1016501	Screw Assembly	1
8	1016585	Bolt	1
9	1017461	Chamber Assembly, Float (includes item 12) (includes item 10)	1
10	1016499	Screw Assembly	1
11	101973101	Jet, #40 Pilot	1
12	101973301	Nozzle, Main	1
13	N/A	Assembly, Pilot Air Screw	1
<p>Note: Jets:101642585 for 0 - 3,280 feet; 101642582 for 3,280 - 9840 feet; 101642580 for 9840 feet and greater. Carburetor 103616901 shown above, is only for AS26 FE350 engines.</p>			

8

G

G



CARBURETOR INSTALLATION – FE350 (AS26)

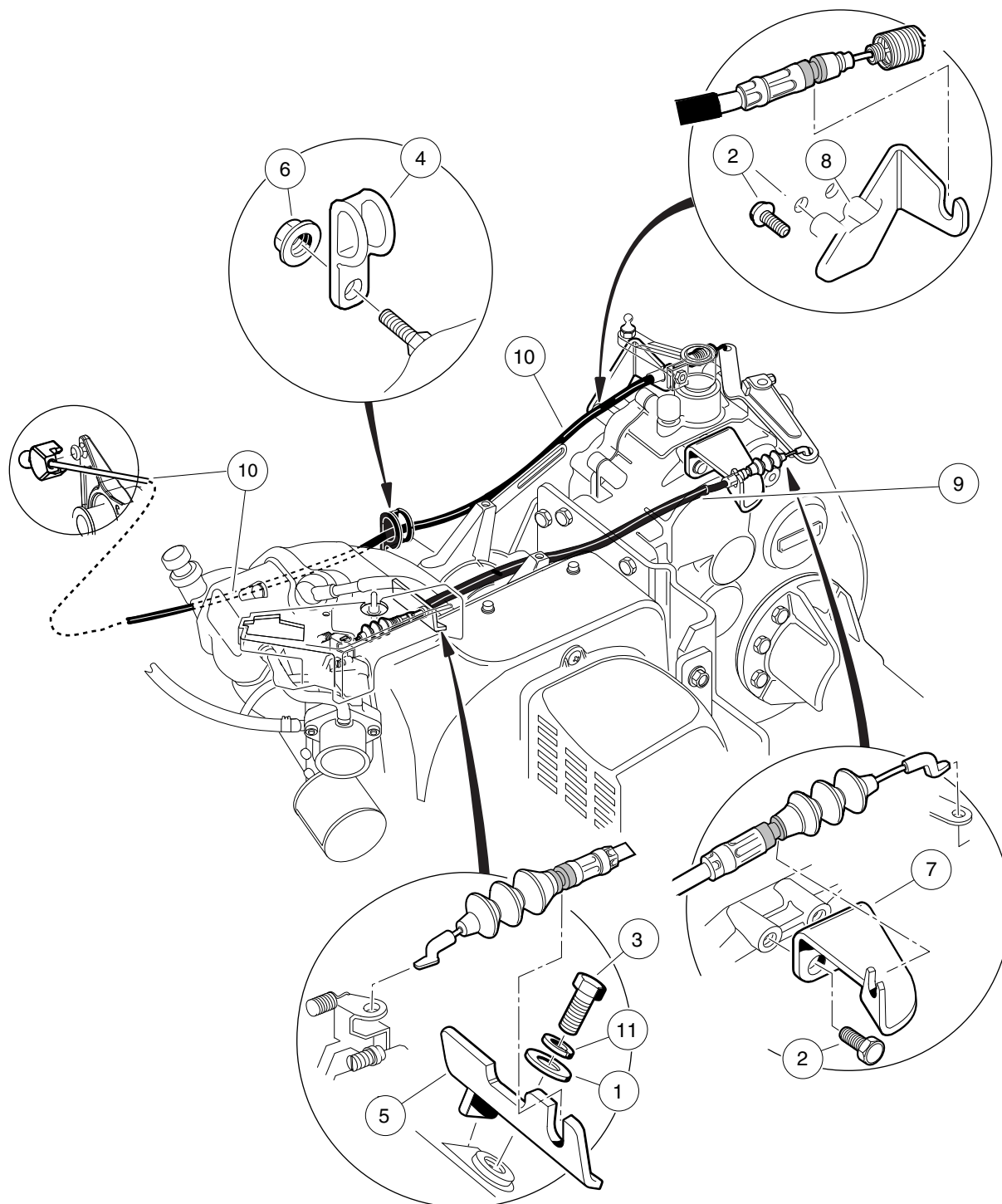
ITEM	PART NO.	DESCRIPTION	QTY
		1 2 3 4	
1	1011697	Washer, 5/16 Flat	1
2	1013746	Clamp, 0.301 ID Hose	1
3	1015137	Fuel Line (available by the foot)	1
4	1016103	Screw, Pan Hd Tx, Taptite 6-32	2
5	1016438	Gasket, Carb To Intake Manifold	1
6	1016440	Gasket, Engine to Insulator	1
7	1016441	Gasket, Sprg Brkt To Carb OHV	1
8	1016444	Bracket, Throttle Spring Return	1
9	101648102	Insulator, Carburetor	1
10	101649002	Stud, M6-1.00 Two-Ended	2
11	1016547	Nut, M6 Flange	2
12	1016572	Tube, Crankcase Vent	1
13	1016582	Spring, Throttle Return	1
14	1017466	Clamp	2
15	101820201	Shield, Governor	1
16	101887601	Locknut, M6-1.00 Nylon Insert	1
17	101973401	Gasket, Insulator To Bracket	1
18	103507101	Carburetor Adapter w/ Tap	1

8

G

8

G



000215-003

GOVERNOR AND ACCELERATOR CABLES

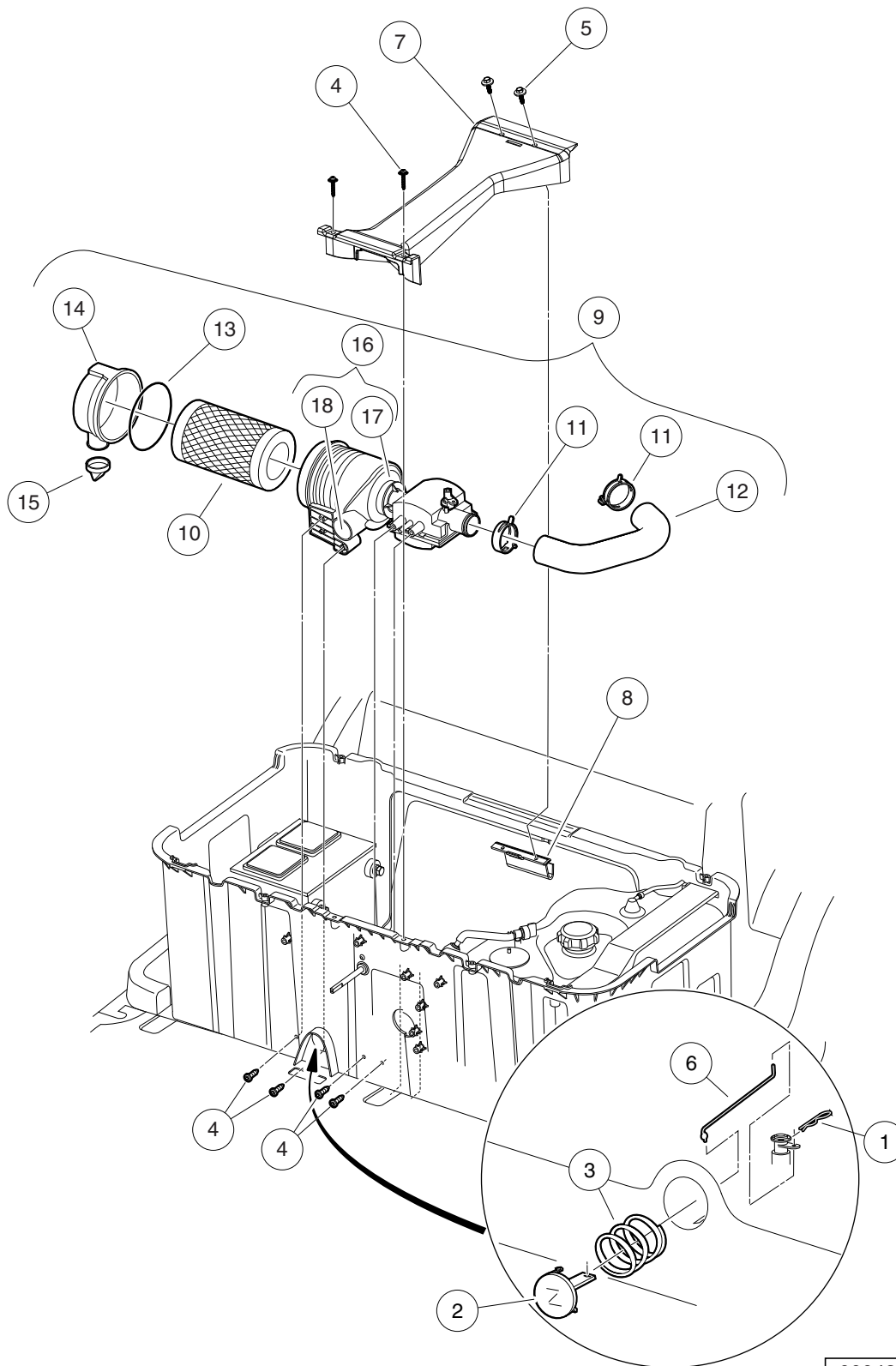
ITEM	PART NO.	DESCRIPTION	QTY
		1 2 3 4	
1	1011697	Washer, 5/16 Flat	1
2	1012285	Screw, 1/4 X 0.625 Hex-Head	4
3	1012830	Screw, M8-125 X 22 Hex-Head	1
4	1013700	Clamp	2
5	101584502	Bracket, Governor Cable Snap-In	1
6	1016546	Nut	2
7	101832202	Bracket, Rear Governor Cable Snap-In	1
8	101832302	Bracket, Rear Accelerator Cable Snap-In	1
9	102336001	Cable, Governor, Snap-In	1
10	102595101	Cable, Acc, Snap-in (Generation 2)	1
11	7174	Lockwasher, 5/16 Split	1

8

G

8

G



000484-002

CHOKE AND AIR BOX ASSEMBLY

ITEM	PART NO.	DESCRIPTION	QTY
		1 2 3 4	
1	1014413	Pin, Hair Spring Cotter	1
2	101811401	Lever, Choke	1
3	101856201	Compression Spring	1
4	102296020	Screw, Torx Pan Hd Pt, M6 X 20	6
5	102297125	Screw M6-1.0x25.4 Thd Fm Sems	2
6	102514401	Rod, Choke Button	1
7	102521301	Brace, Gas Fuel Bucket	1
8	102521401	Support, Gas Bucket Brace	1
9	102588301	Air Intake Assy (includes items 10 through 16)	1
10	102558201	Air Filter, Precedent	1
11	102558301	Clamp, Air Intake, Prec	2
12	102558401	Hose, Air Intake, Prec	1
13	102558501	Gasket, Air Intake, Prec	1
14	102558601	Cover Asm, Air Intake, Prec	1
15	102558701	Evac Valve, Air Intake, Prec	1
16	N/A	Assembly, Body Intake (includes items 17 and 18)	1
17	N/A	Filter Element, Air Intake	1
18	N/A	Insert, Air Intake Body	1

8

G

DID YOU KNOW?

CartPros directs you to the right part using the part numbers from this manual. Enter the part number into our search box and it will find the part you are looking for.

**GET STARTED
HERE**



<https://CartPros.com/f.html>

8

G

**DID YOU
KNOW?**

CartPros directs you to the right part using the part numbers from this manual. Enter the part number into our search box and it will find the part you are looking for.

**GET STARTED
HERE**

→ <https://CartPros.com/f.html>

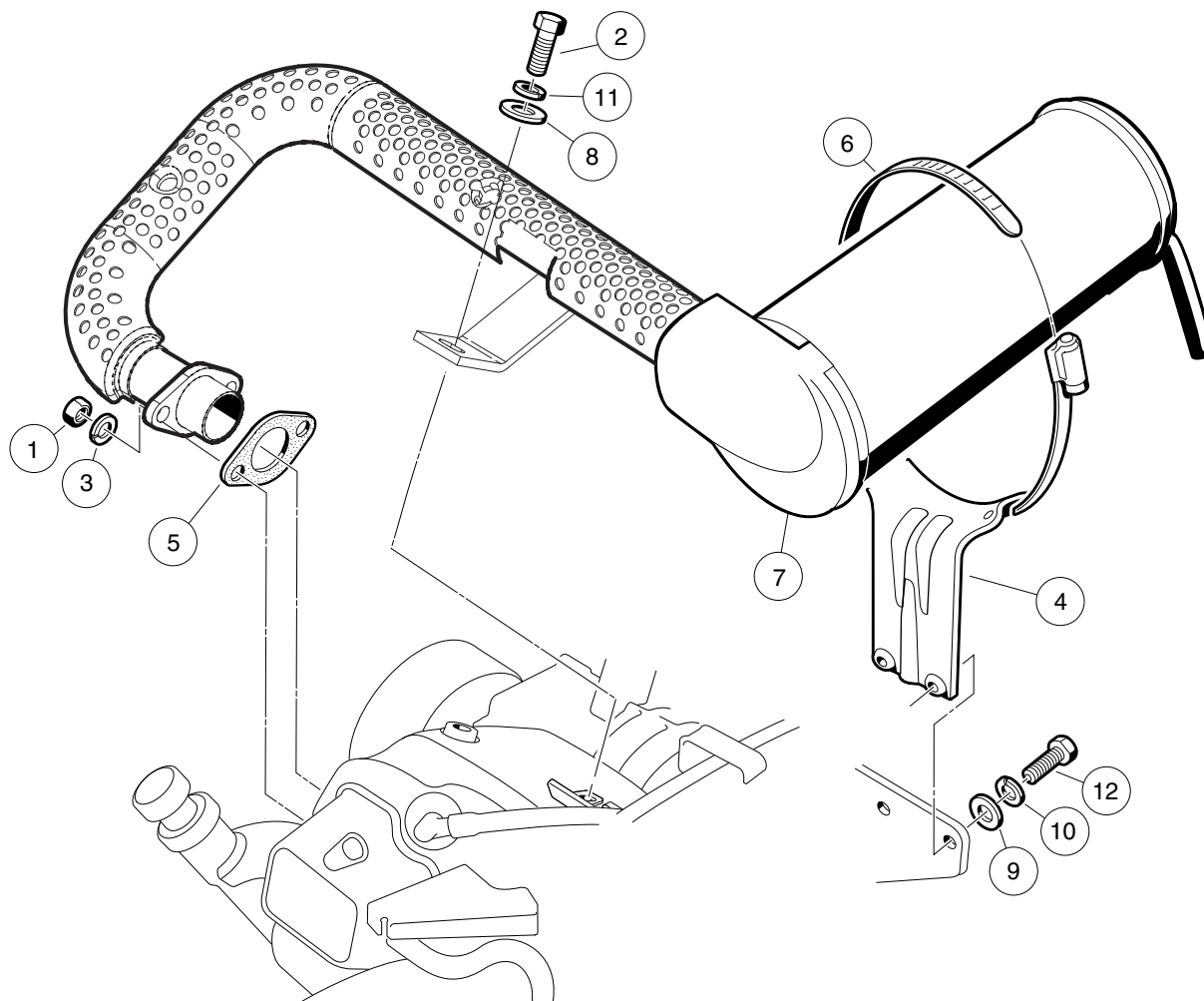
EXHAUST SYSTEM

9

G

9

G



000491-001



EXHAUST SYSTEM – FE350

ITEM	PART NO.	DESCRIPTION	QTY
		1 2 3 4	
1	1012528	Nut, M8-1.25 Hex	2
2	1012830	Screw, M8-125 X 22 Hex-Head	1
3	1013734	Lockwasher, 8mm Split	2
4	1015814	Bracket, Muffler Mounting	1
5	1016904	Gasket, Exhaust	1
6	1017689	Clamp, 5" Muffler Hose	1
7	102585901	Exhaust System, FE350, Precedent	1
8	1241	Washer, 5/16 Type A Flat	1
9	332	Washer, 1/4 Type A Narrow Flat	2
10	451	Lockwasher, 1/4 Split	2
11	7174	Lockwasher, 5/16 Split	1
12	7847	Screw, 1/4-20 X 0.75 Hex-Head Cap	2

9

G

DID YOU KNOW?

CartPros directs you to the right part using the part numbers from this manual. Enter the part number into our search box and it will find the part you are looking for.

**GET STARTED
HERE**



<https://CartPros.com/f.html>

9

G



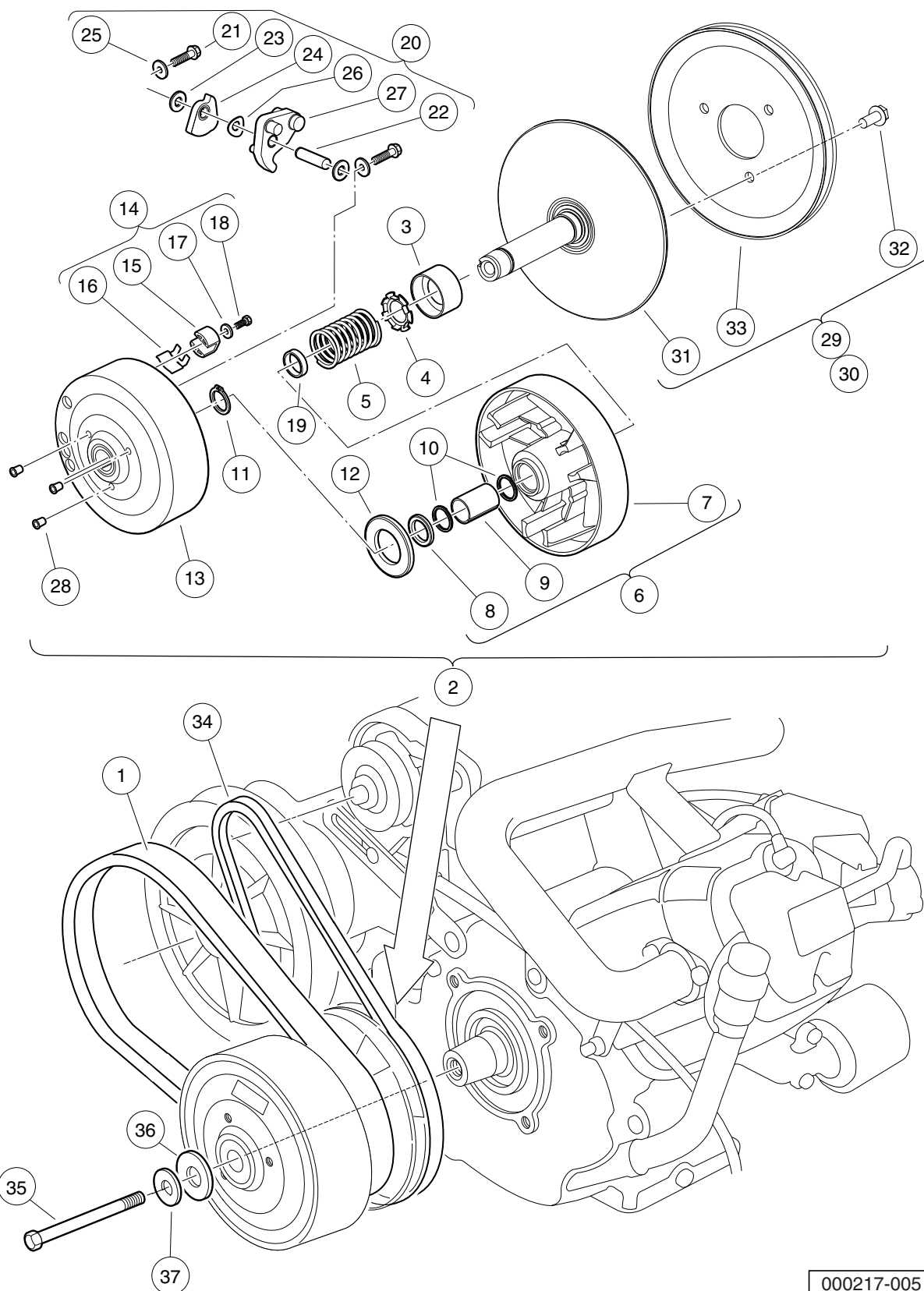
TORQUE CONVERTER

10

G

10

G



000217-005

DRIVE CLUTCH

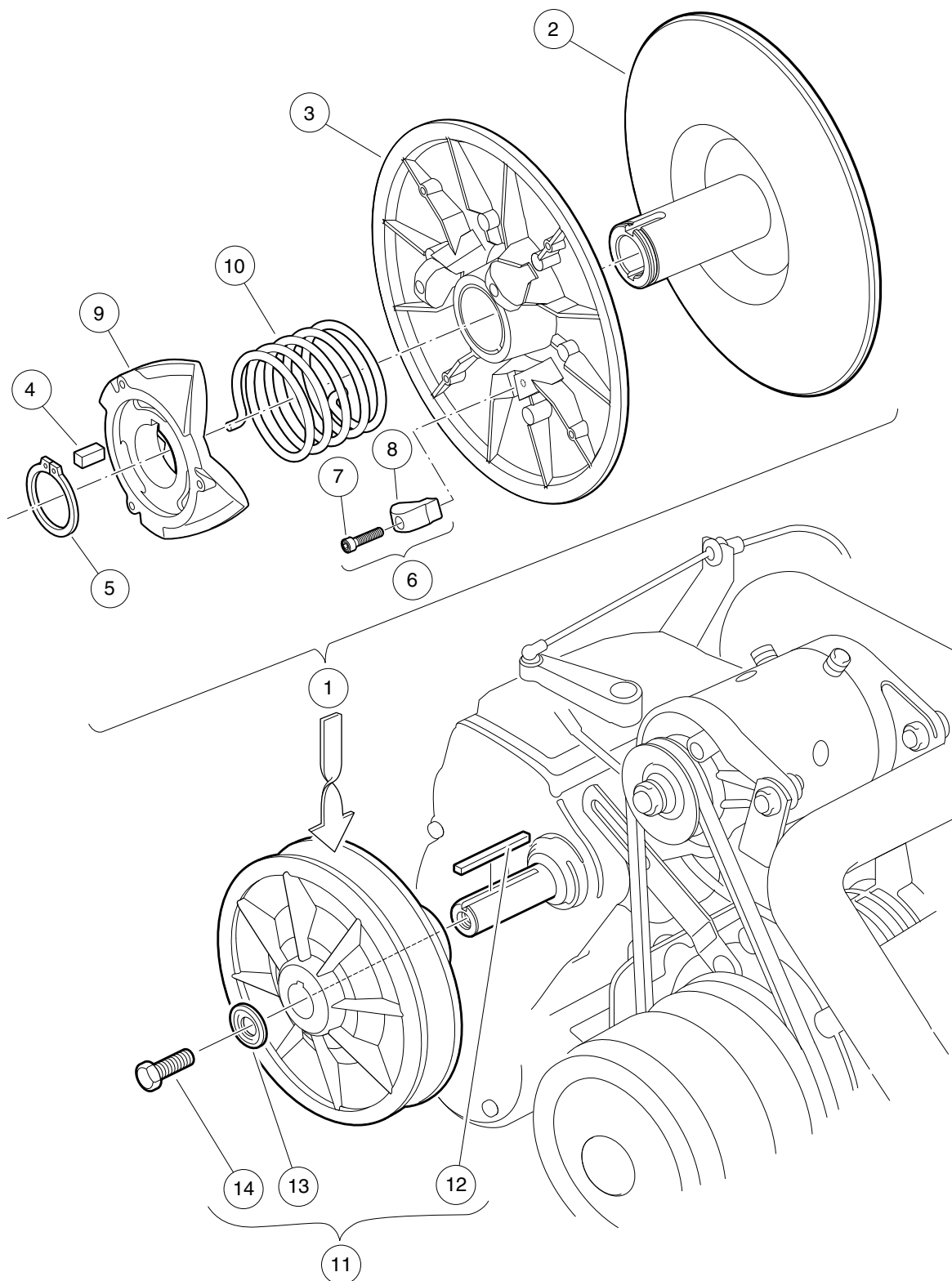
ITEM	PART NO.	DESCRIPTION	QTY
		1 2 3 4	
1	1016203	Belt, Drive	1
2	101833902	Clutch, Drive (includes items 3 through 29)	1
3	1014049	Bearing, Idler	1
4	1014050	Retainer, Spring	1
5	1014051	Spring, Drive Clutch	1
6	1014052	Movable-Face Assembly (includes items 7 through 9)	1
7	N/A	Drive Clutch Movable Face	1
8	1014055	Retainer	1
9	N/A	Bushing, Split, Drive Clutch	1
10	1014056	Ring, Spiral Backup	2
11	1014057	Ring, 0.810" Internal Retaining	1
12	1014058	Thrust Washer	1
13	1014059	Drive Hub Assy, Drive Clutch	1
14	1014453	Kit, Drive Clutch Button (includes items 15 through 18)	1
15	1014062	Driver, Drive Clutch	3
16	1014287	Spring, Drive Button	3
17	183	Washer, #10 Type A Flat	3
18	8450	Screw, #10-24 X 0.50 Hex-Head	3
19	1016289	Spacer, Fixed Face Shaft	1
20	1016801	Kit, Drive Clutch Weight (includes items 21 through 27)	1
21	1014063	Screw, 1/4-20 X 1.00 Hex Head	6
22	N/A	Pin, 0.3752 X 1.50 Dowel	3
23	1014065	Washer, 0.38" ID Delrin Flat	6
24	N/A	Clutch Weight, Secondary	3
25	N/A	Washer	6
26	1016201	Washer, Wave	3
27	N/A	Weight, Primary	3
28	101925601	Plug, Drive Clutch	3
29	101929802	Kit, Fxd Face Dr Asm Fe290/350 (includes item 30)	1
30	N/A	Assembly, Fixed-Face Drive (includes items 31 through 33)	1
31	N/A	Fixed Face Assembly, Drive Clutch	1
32	1014288	Screw, 5/16-18 X 0.75 Thread-Forming	3
33	N/A	Pulley, Clutch	1
34	101916701	V-Belt	1
35	103345701	Screw 3/8-24x5.5 Hex Loc Ptch	1
36	334	Washer, 3/8 Type A Flat	1
37	808	Washer, 3/8 Type B Flat	1

10

G

10

G



000219-001

DRIVEN CLUTCH

ITEM	PART NO.	DESCRIPTION	QTY	10	G
		1 2 3 4			
1	101834001	Assembly, Driven Clutch (includes items 2 through 10)	1		
2	1014070	Fixed Face Assy, Driven Clutch	1		
3	1014072	Movable-Face Assembly with Bushing	1		
4	1014078	Key, Driven Clutch	1		
5	1014080	Ring, Retaining	1		
6	1014454	Kit, Driven Clutch Button (includes items 7 and 8)	1		
7	1012836	Screw, #8-32 X 3/4 Socket-Head Cap	3		
8	N/A	Button, Drive	3		
9	1017686	Cam, Driven Clutch	1		
10	101836201	Spring, Driven Clutch, Reversed	1		
11	AM10419	Kit, Clutch Repair (includes items 12 through 14)	1		
12	101833401	Key, 3/16 Sq X 1.50"	1		
13	102155801	Washer, Driven Clutch	1		
14	102242101	Screw, 5/16-18 X 3/4 Hex-Head with Patch	1		

DID YOU KNOW?

CartPros directs you to the right part using the part numbers from this manual. Enter the part number into our search box and it will find the part you are looking for.

**GET STARTED
HERE**

→ <https://CartPros.com/f.html>

10

G

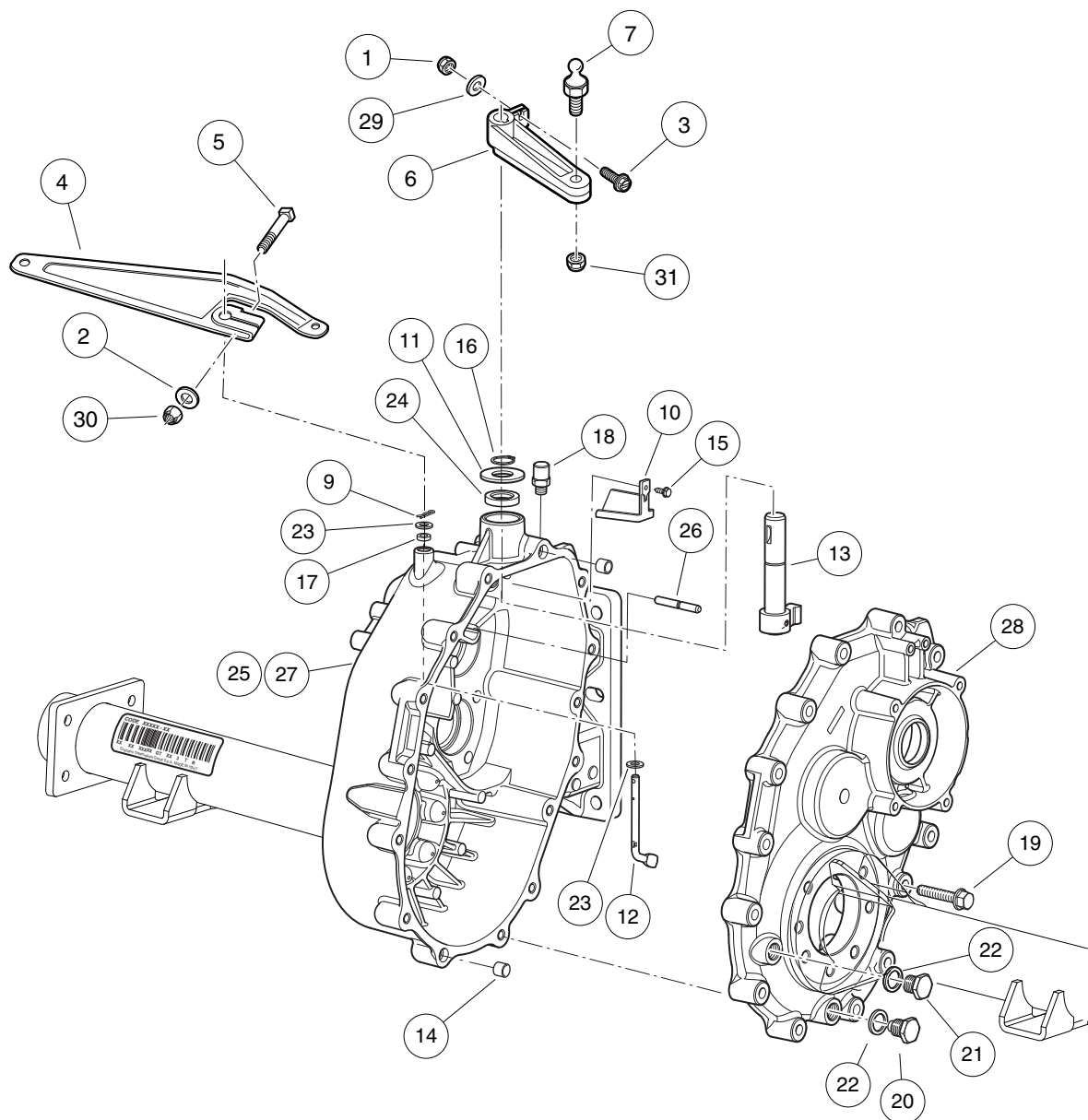
UNITIZED TRANSAXLE

11

G

11

G



000680-007

GRAZIANO TRANSAXLE – GEAR CASES AND LEVERS

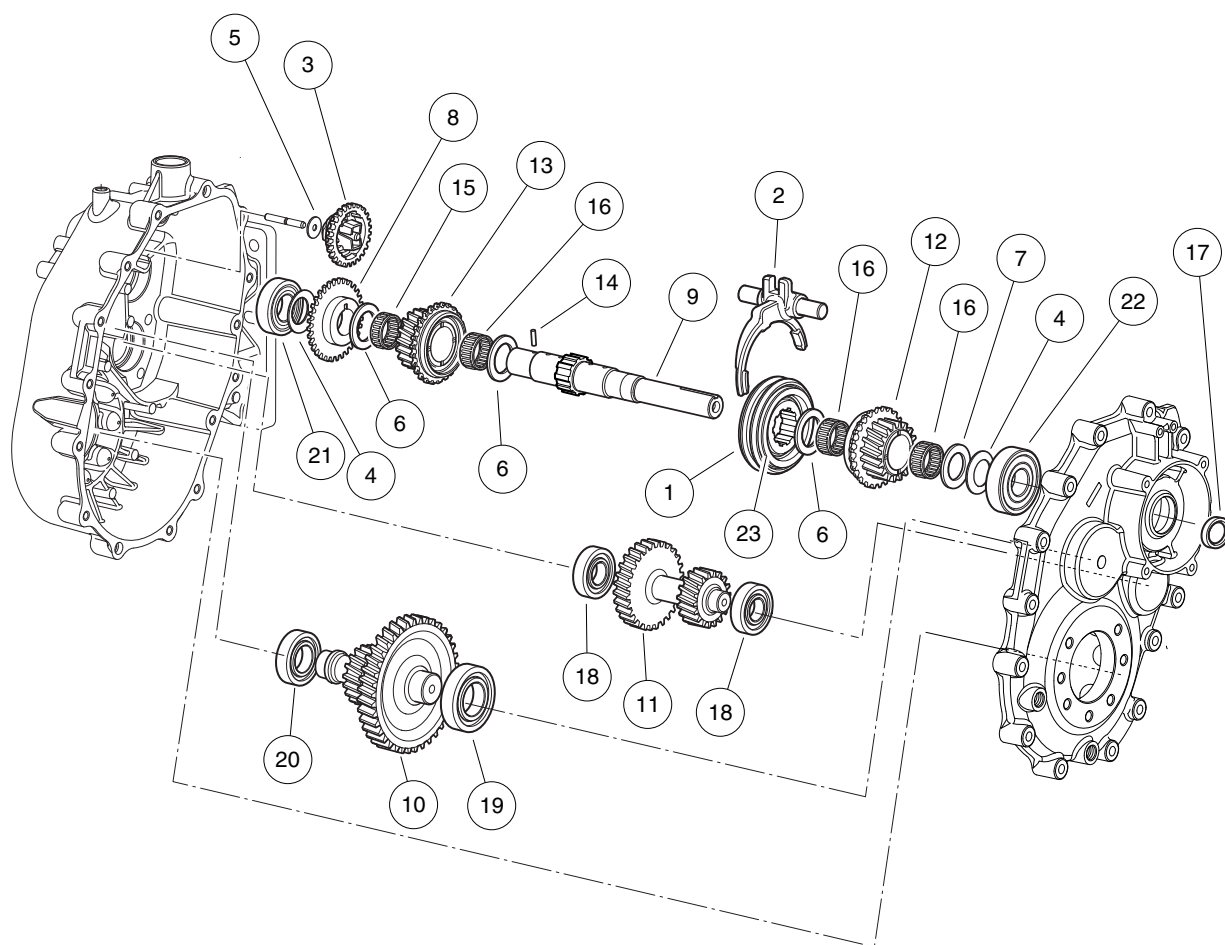
ITEM	PART NO.	DESCRIPTION	QTY
		1 2 3 4	
1	1013061	Locknut, #10-32 Nylon Insert	1
2	1014007	Washer, 1/4 Flat	1
3	1017082	Screw, #10-32 X 0.75, Hex-Head Machine	1
4	101834801	Arm, Governor	1
5	101886101	Screw, 1/4-20 X 1.00 Square-Head	1
6	102515401	Lever, Transmission Shift	1
7	102526201	Stud, Thread, 1/4-28	1
8	103874201	Transaxle, Gas, 11.77:1, Gtg (includes items 9 through 28)	1
9	102897401	Pin, Split	1
10	102897601	Conveyor, Oil	1
11	102897801	Washer, Thrust	1
12	102897901	Lever, Speed Governor	1
13	102898201	Unit, Drive Selector	1
14	102899101	Dowel	2
15	102899201	Screw	1
16	102899401	Ring, Snap	1
17	102899701	Grommet	1
18	102899801	Breather	1
19	102900001	Screw	15
20	102900101	Drain Plug, Magnetic	1
21	102900201	Fill Plug	1
22	102900301	Seal	2
23	102900601	Washer	2
24	102900901	Grommet	1
25	103882101	Case, Transaxle, W/gov Pin (includes items 26 and 27)	1
26	N/A	Pin, Speed Governor	1
27	N/A	Cover, Gear Box (Driver-Side)	1
28	103882301	Cover, Gear Box (Passenger-Side)	1
29	183	Washer, #10 Type A Flat	1
30	8233	Locknut, 1/4-20 Nylon Insert	1
31	8717	Locknut, 1/4-28 Nylon Insert	1
<p>Note: Graziano transaxle component listings span three pages. To identify your transaxle, locate the serial number decal on the axle tube. 103874201 is backwards compatible. However, some service parts are not compatible with other transaxles.</p>			

11

G

11

G



000680-008

GRAZIANO TRANSAXLE - 1 & 2 TRANSMISSION AND GEAR REDUCTION

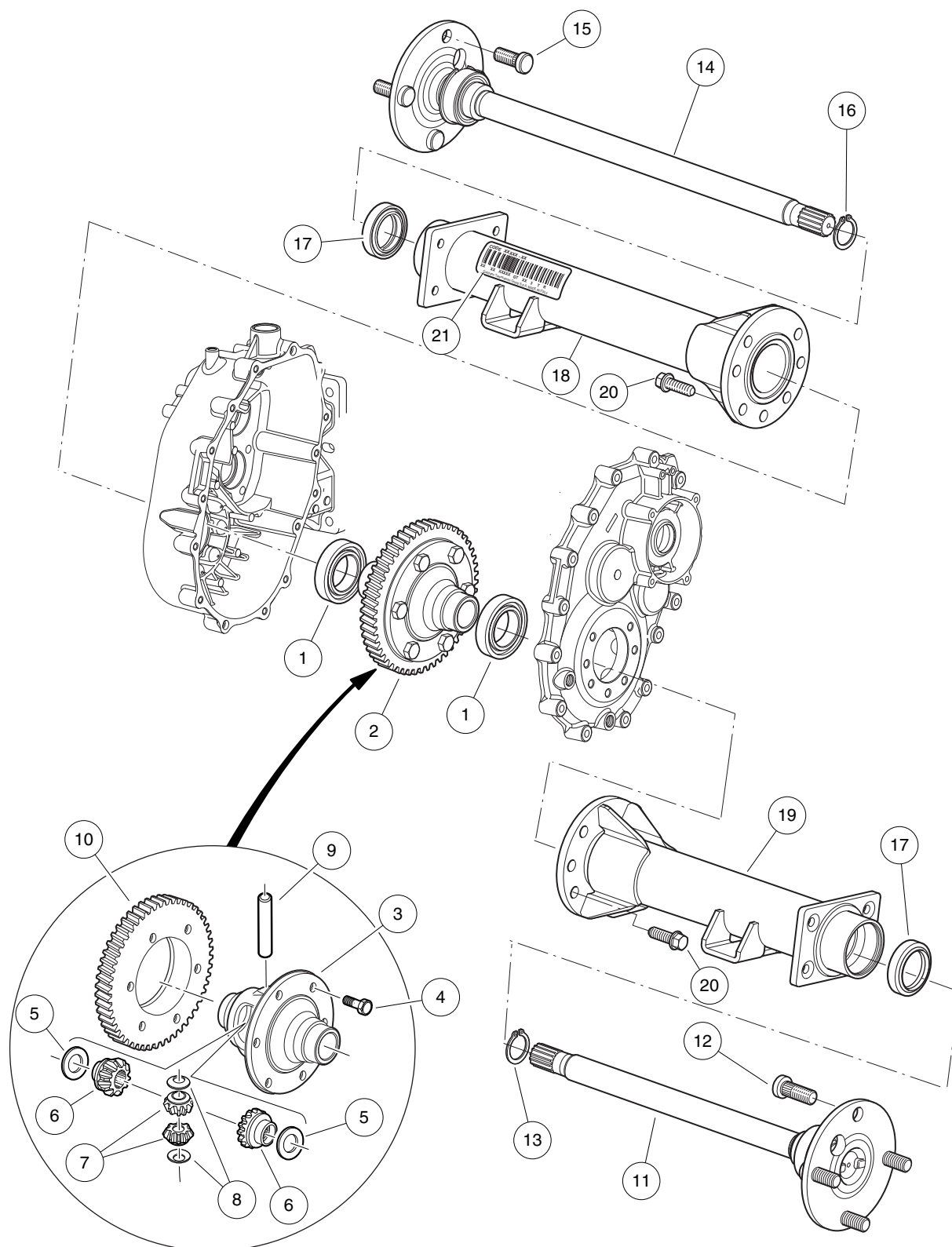
ITEM	PART NO.	DESCRIPTION	QTY
		1 2 3 4	
1	102897201	Synchronizer, Complete	1
2	102897301	Fork, Complete	1
3	102897701	Assembly, Speed Governor	1
4	102898001	Washer, Belleville	2
5	102898101	Bearing, Thrust	1
6	102898301	Bearing, Thrust	3
7	102898401	Washer, Thrust	1
8	102898501	Gear, Speed Governor	1
9	102898601	Shaft, Main	1
10	102898701	Shaft, Secondary	1
11	102898801	Shaft, Reverse Gear	1
12	102898901	Gear, Complete, 25t	1
13	102899001	Gear, Complete, 28t	1
14	102899301	Pin	1
15	102899501	Cage, Roller	1
16	102899601	Cage, Roller	3
17	102899901	Grommet	1
18	102900401	Bearing	2
19	102900501	Bearing, 62 Od X 30 Id X 16	1
20	102900701	Bearing	1
21	102901001	Bearing	1
22	102901101	Bearing	1
23	103882001	Washer, Wave, Trans Synchro	2
<p>Note: To identify your transaxle, locate the serial number decal on the axle tube.</p>			

11

G

11

G



000681-002

GRAZIANO TRANSAXLE -DIFFERENTIAL AND AXLES

ITEM	PART NO.	DESCRIPTION	QTY
		1 2 3 4	
1	102900801	Bearing, 68 Od X 40 Id X 15	2
2	102902001	Assembly, Differential (includes items 3 through 10)	1
3	102901201	Box, Differential	1
4	102901301	Screw, M10 X 25	6
5	102901401	Ring, Sleeve	2
6	102901501	Gear, Sun	2
7	102901601	Gear, Planetary	2
8	102901701	Ring, Sleeve	2
9	102901801	Pin	1
10	102901901	Gear	1
11	102902101	Shaft, Axle, Short, Complete (Passenger-Side) (includes items 12 and 13)	1
12	102902301	Bolt, Stud	4
13	102902401	Snap Ring	1
14	102902201	Shaft, Axle, Long, Complete (Driver-Side) (includes items 15 and 16)	1
15	102902301	Bolt, Stud	4
16	102902401	Snap Ring	1
17	102902501	Seal, Lip	2
18	102902601	Axle Tube, (Driver-Side)	1
19	102902701	Axle Tube, (Passenger-Side)	1
20	102902801	Screw, M10 X 30	14
21	N/A	Tag, Serial	1
<p>Note: To identify your transaxle, locate the serial number decal on the axle tube.</p>			

11

G

DID YOU KNOW?

CartPros directs you to the right part using the part numbers from this manual. Enter the part number into our search box and it will find the part you are looking for.

**GET STARTED
HERE**

→ <https://CartPros.com/f.html>

11

G

**DID YOU
KNOW?**

CartPros directs you to the right part using the part numbers from this manual. Enter the part number into our search box and it will find the part you are looking for.

**GET STARTED
HERE**

→ <https://CartPros.com/f.html>

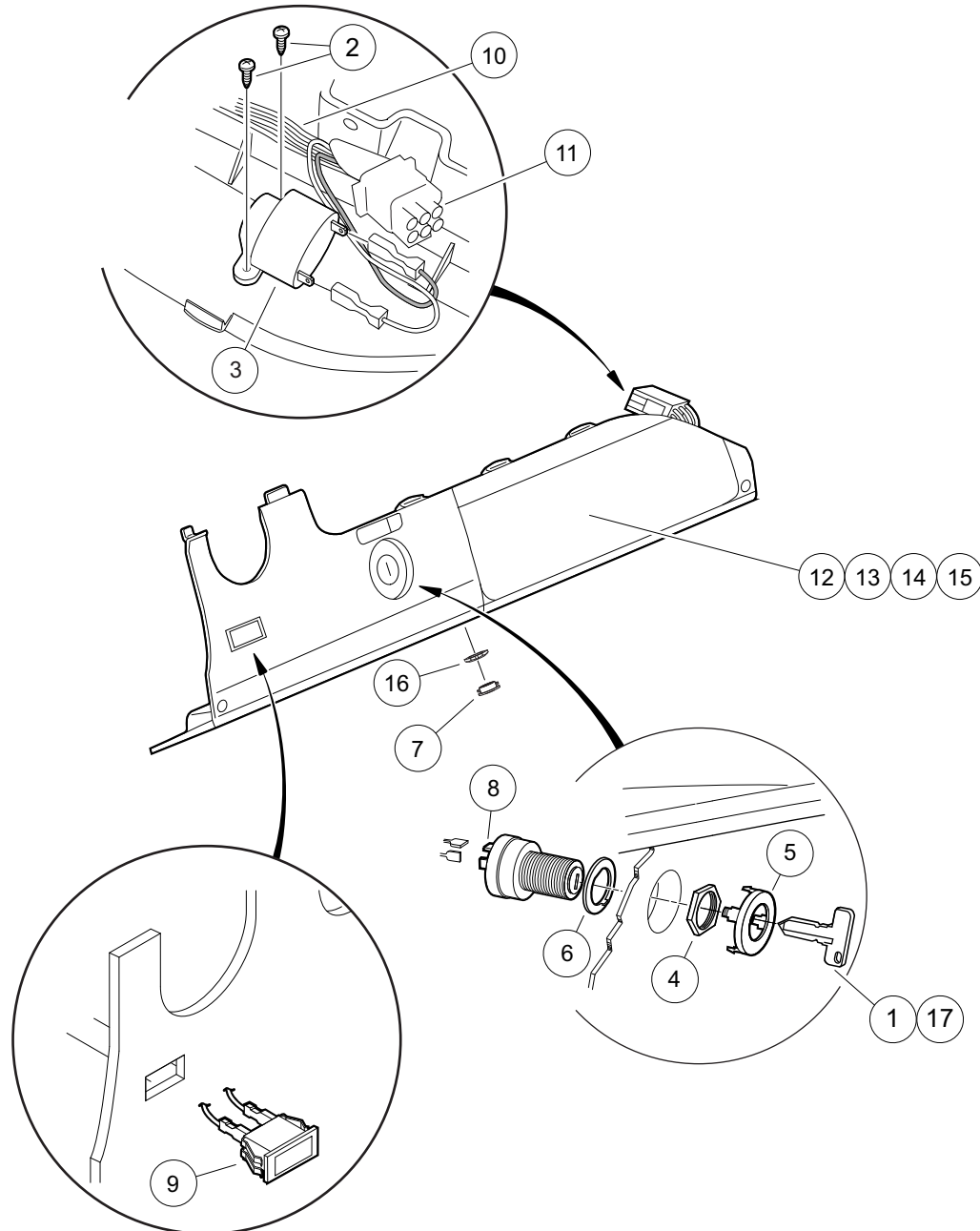
ELECTRICAL SYSTEM – EXCEL WITH POWERDRIVE CHARGERS

12

E

12

E



000490-001

ELECTRICAL COMPONENTS, FRONT BODY – ELECTRIC VEHICLE

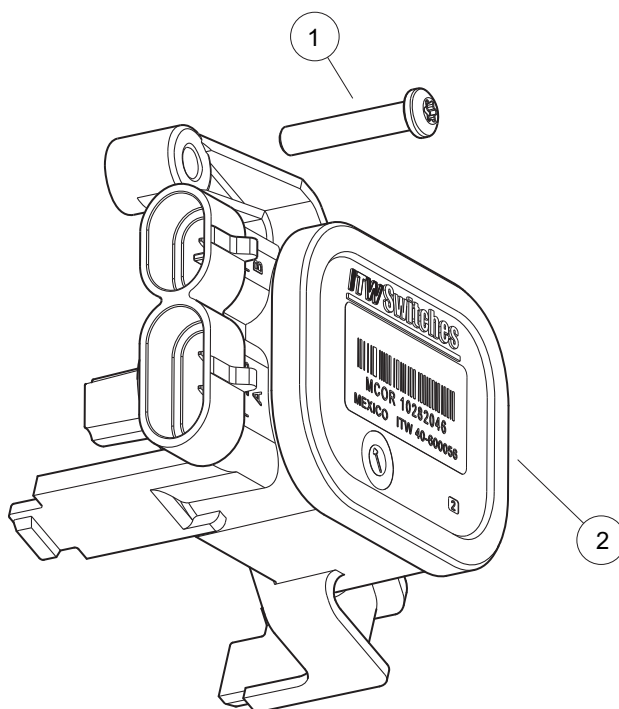
ITEM	PART NO.	DESCRIPTION	QTY
		1 2 3 4	
1	1012505	Keys (set of 2)	1
2	1016849	Screw, #4-24 X 0.33 Pan-Head Machine	2
3	1016851	Buzzer, Reverse (9-48 VDC)	1
4	101830701	Nut, Key Switch	1
5	101834502	Cap, Black Key Switch	1
6	101851101	Washer, Key Switch	1
7	102196901	Dust Cap	1
8	102508601	Key Switch, Electric	1
9	102508701	Light, Battery	1
10	102510001	Ip Control Harness, Elec (includes item 11)	1
11	N/A	Connector, Cap 9-pin	1
12	102522901	Instrument Panel (standard)	1
13	102536601	Instrument Panel (with Hole for Headlight Switch)	1
14	102536603	Instrument Panel (with Hole for Battery Condition Indicator)	1
15	102536605	Instrument Panel (with Hole for Headlight Switch and Battery Condition Indicator)	1
16	102572401	Nut, Diagnostic Port, Prec	1
17	AM10079	Bulk Std Keys (50) *	1
		 * Note: Must order in multiples of 50.	

12

E

12

E



000243-005

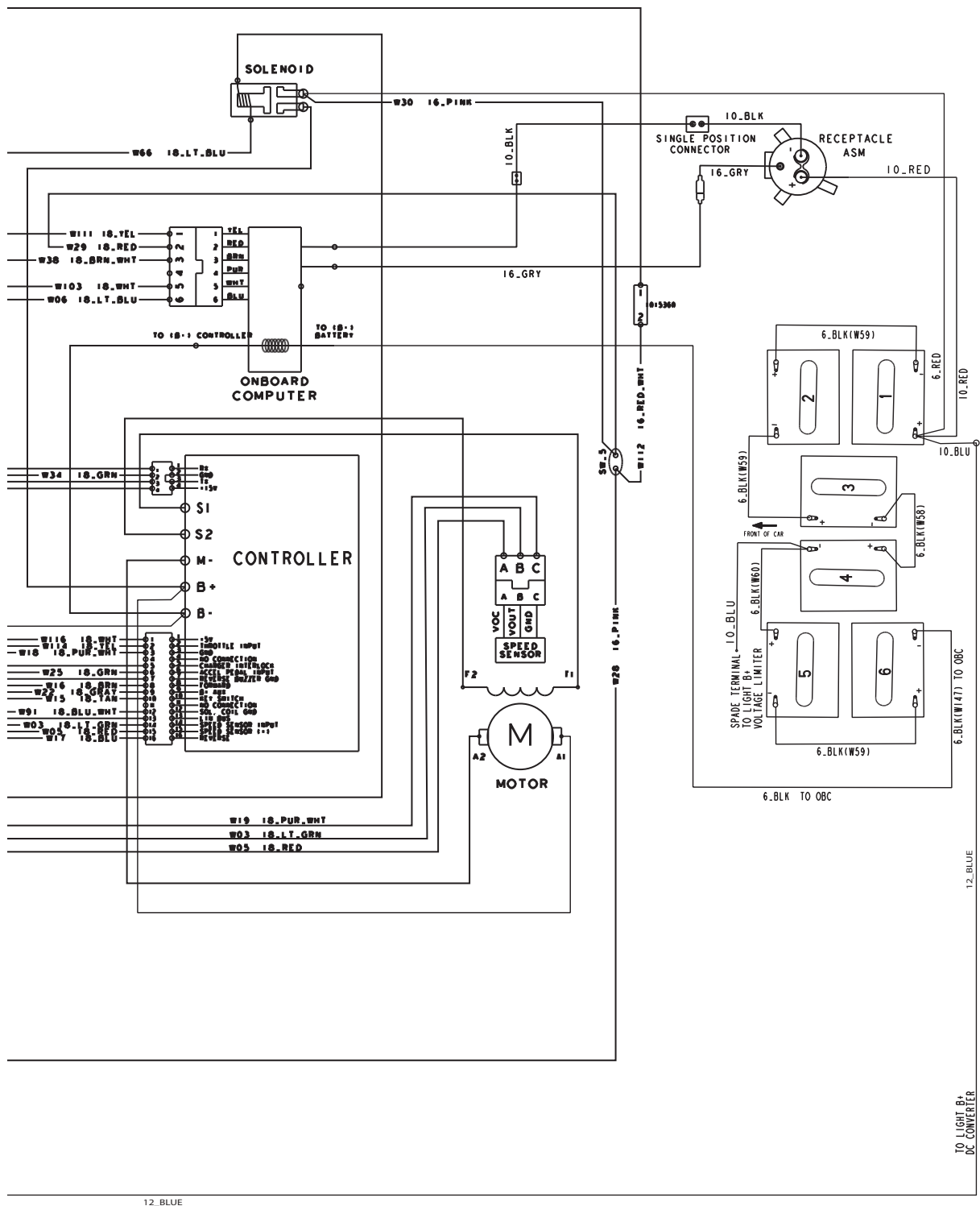


MOTOR CONTROLLER OUTPUT REGULATOR 3 (MCOR3)

ITEM	PART NO.	DESCRIPTION	QTY
		1 2 3 4	
1	103943401	Screw, Pan, #10 X 1.00 Hi-lo	1
2	105116301	Mcor3, Type 16 Switch	1

12

E



000498-011

12

E

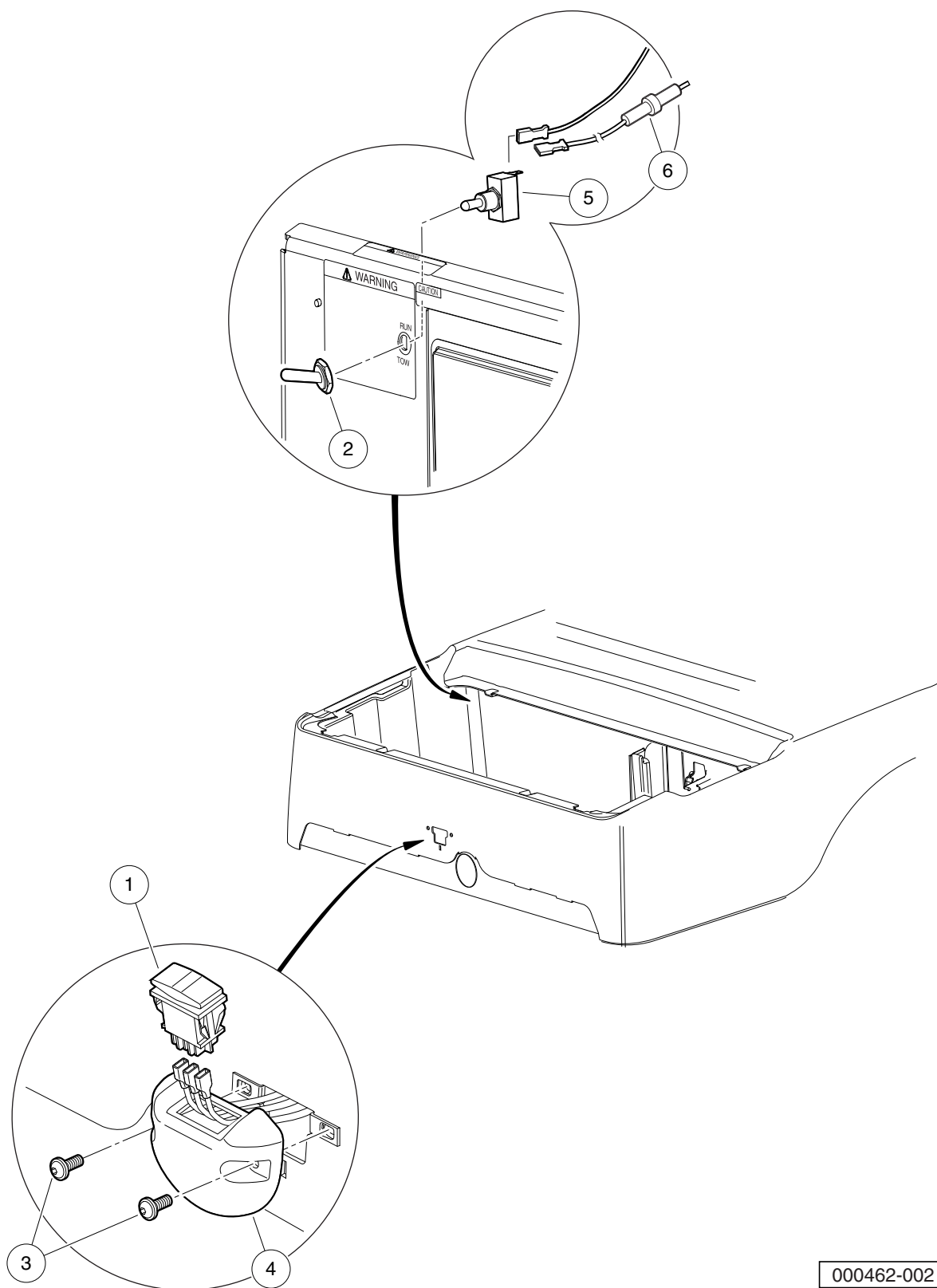
See previous two pages for illustration.

WIRING – EXCEL SYSTEM WITH MCOR3

ITEM	PART NO.	DESCRIPTION	QTY	12
		1 2 3 4		
1	102538601	15 Amp Fuse	1	
2	103375702	Asm, Harness, Motor 1/4	1	E
3	103421801	Harness, Wire, PD Onboard Charger, 4-Pass, Prec	1	
4	103850301	Harness, Prec, Excel w/PD, Mcor3	1	
5	103924801	2 Amp Fuse, Glass	1	

12

E



000462-002



FORWARD/REVERSE SWITCH AND TOW/RUN SWITCH

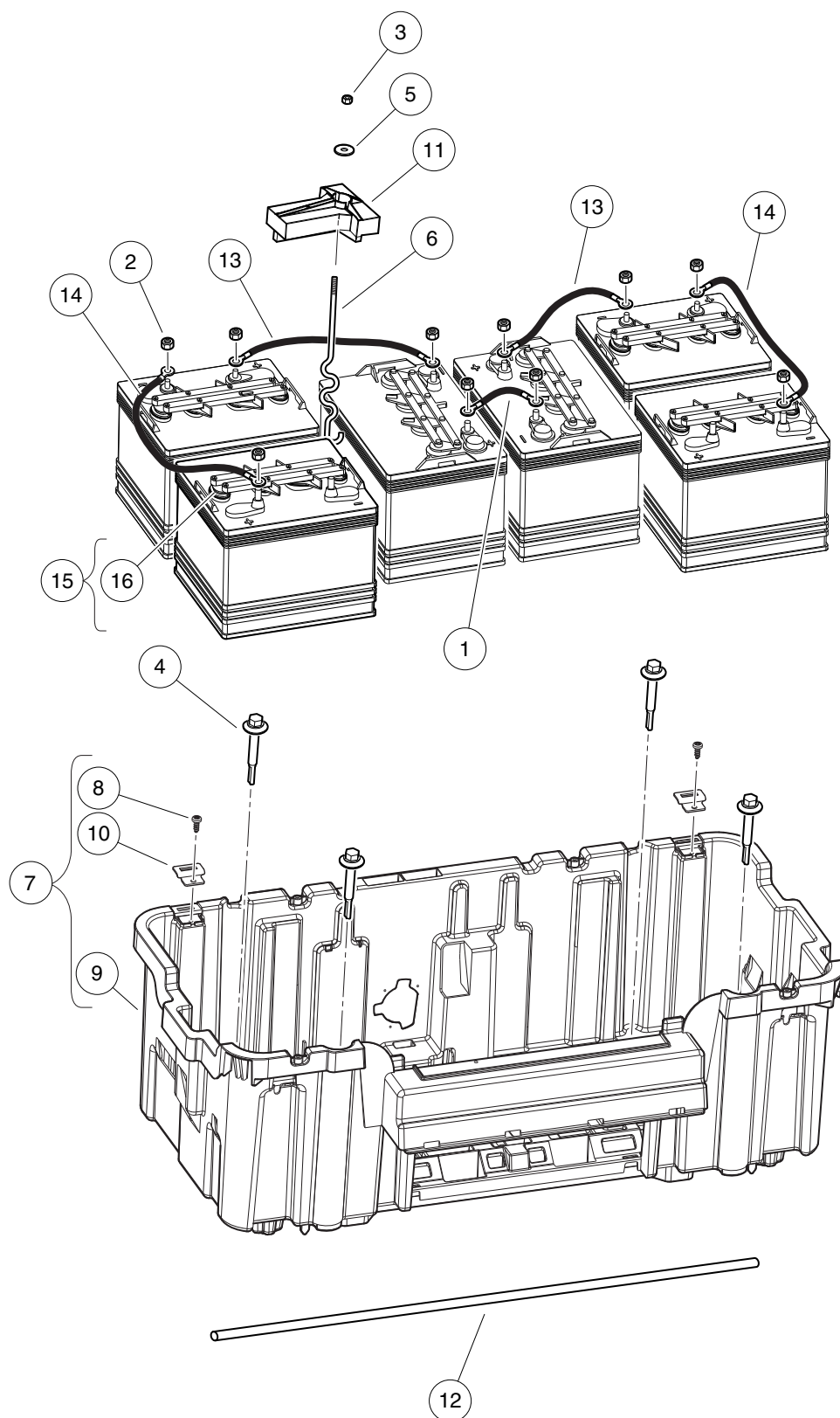
ITEM	PART NO.	DESCRIPTION	QTY
		1 2 3 4	
1	101856001	Switch, Rocker, Double-Pole	1
2	101908401	Boot, Switch	1
3	102296920	Screw, M6 Torx Bttn Hd Sems	2
4	102508401	Housing, FNR Electric	1
5	102511101	Switch, Tow	1
6	102538601	15 Amp Fuse	1

12

E

12

E



000682-001

BATTERIES AND BATTERY BUCKET, PD+ 8-VOLT

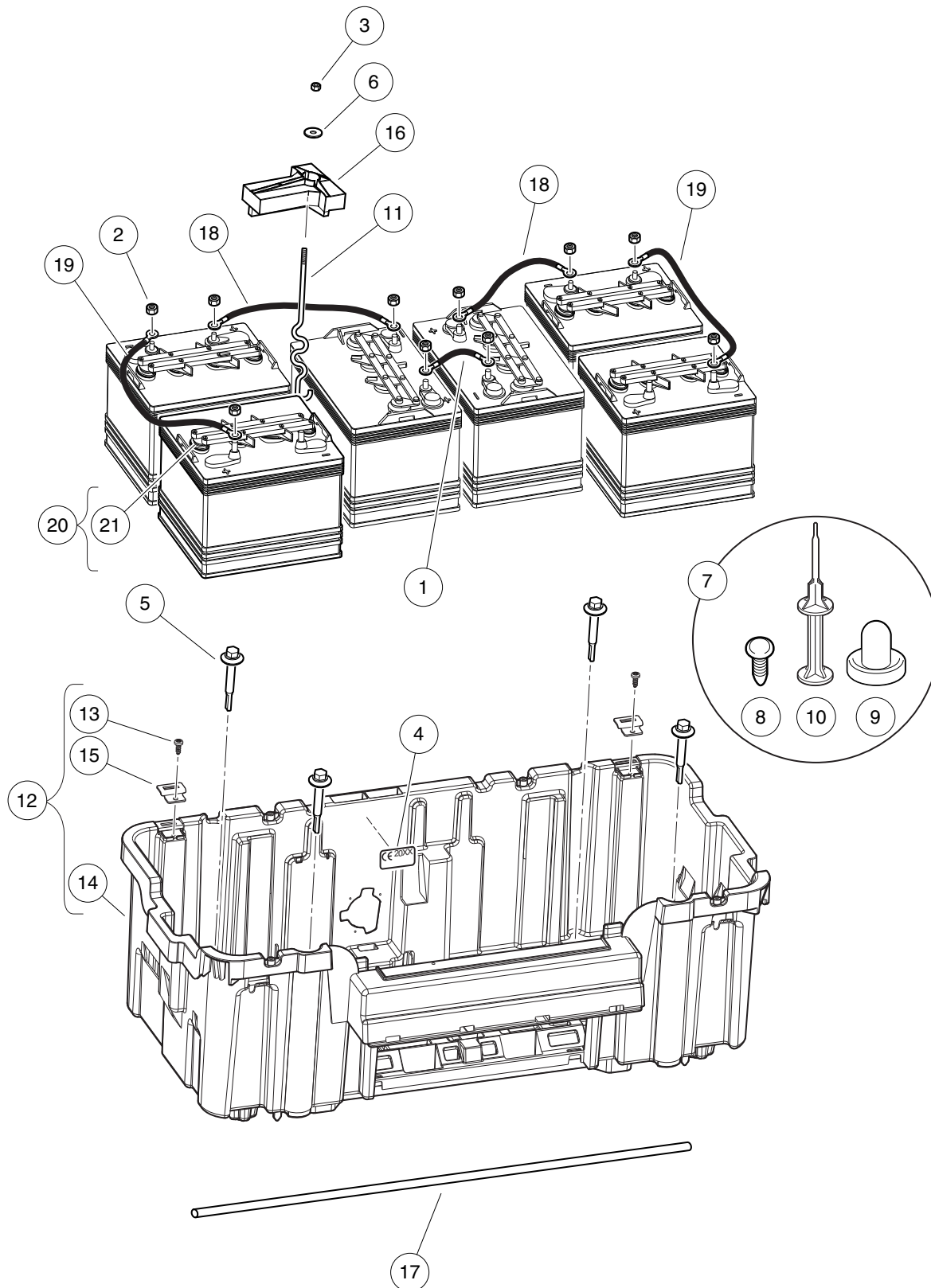
ITEM	PART NO.	DESCRIPTION	QTY
		1 2 3 4	
1	1010958	Asm, Wire, #6blk 8in	1
2	1014304	Nut, 5/16-18 Stainless-Steel Hex	12
3	1014555	Locknut, 7/16-14 Nylon Hex	2
4	102292356	Screw-1/4-20x56 Hwh Self Drill	4
5	102491501	Washer Hard,m10	2
6	103357701	Bolt, Battery, "s" Hold-down	2
7	103368401	Asm, Bucket, Batt, Elec, Prec (includes items 8 through 10)	1
8	102298020	Screw, K80x20, Torx Pn Hd Pt	2
9	N/A	Bucket, Batt, Elec, Precedent	1
10	103368301	Hinge - Nested	2
11	103374801	Hold Down, Battery	2
12	103375301	Tube, Cross, Battery Rod	1
13	103647402	Wire Asm #6 Blk, 12"	2
14	103647403	Wire Asm #6 Blk, 17"	2
15	103793001	Battery, 8-Volt, JCI GC8 (includes item 16)	6
16	103765601	Cap, Spin, 8-Volt Battery	1

12

E

12

E



000682-002

BATTERIES AND BATTERY BUCKET, PD+ 8-VOLT, CE

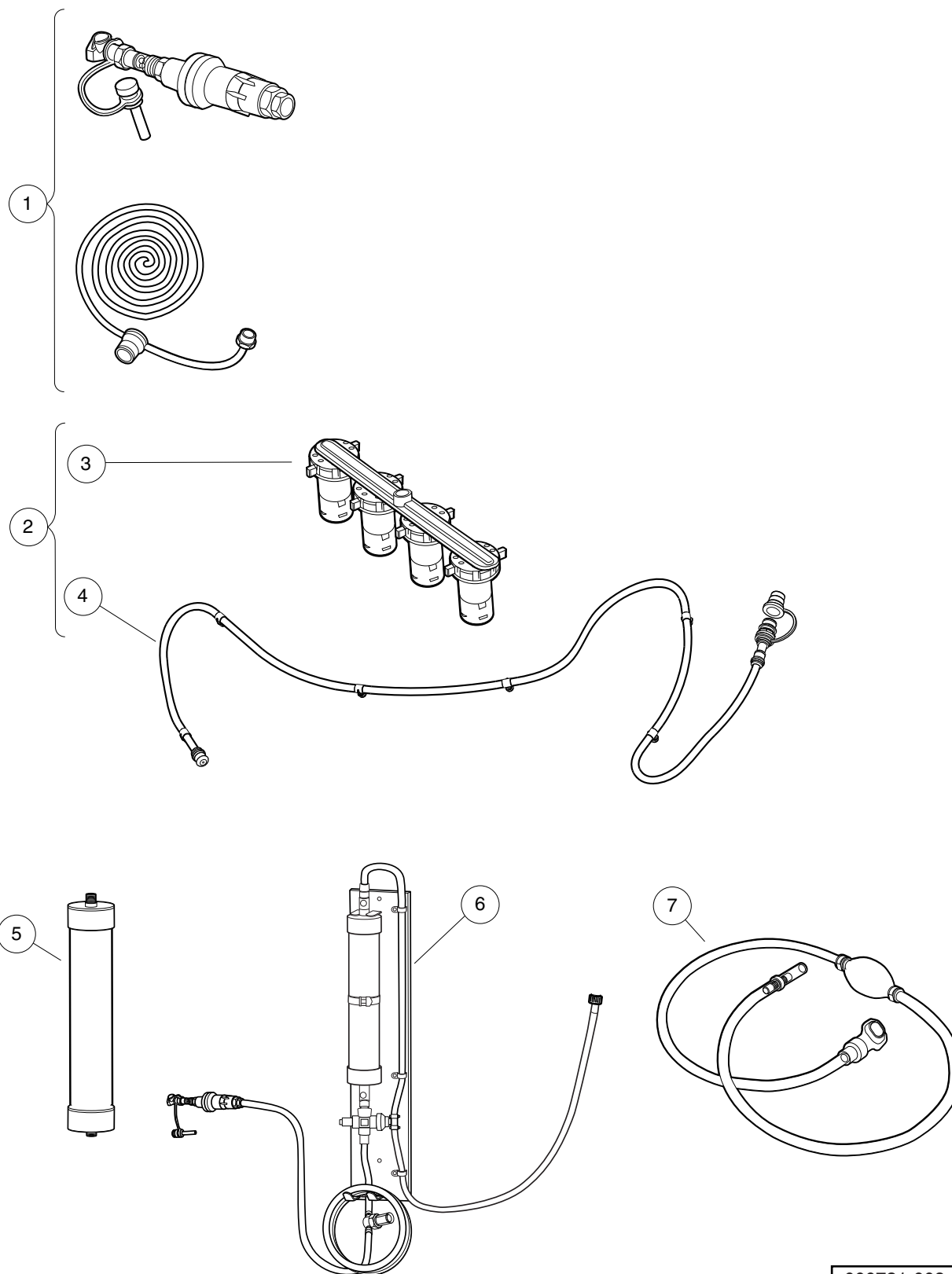
ITEM	PART NO.	DESCRIPTION	QTY
		1 2 3 4	
1	1010958	Asm, Wire, #6blk 8in	1
2	1014304	Nut, 5/16-18 Stainless-Steel Hex	12
3	1014555	Locknut, 7/16-14 Nylon Hex	2
4	101865805	Ce - Decal	1
5	102292356	Screw-1/4-20x56 Hwh Self Drill	4
6	102491501	Washer Hard,m10	2
7	102571202	Kit Ce Plug - Bucket Elec (includes items 8 through 10)	1
8	1010434	Barrel - Plastic	2
9	N/A	Plug, 1/2", CE Bucket	6
10	N/A	Install Tool, CE Bucket Plug	1
11	103357701	Bolt, Battery, "s" Hold-down	2
12	103368401	Asm, Bucket, Batt, Elec, Prec (includes items 13 through 15)	1
13	102298020	Screw, K80x20, Torx Pn Hd Pt	2
14	N/A	Bucket, Batt, Elec, Precedent	1
15	103368301	Hinge - Nested	2
16	103374801	Hold Down, Battery	2
17	103375301	Tube, Cross, Battery Rod	1
18	103647402	Wire Asm #6 Blk, 12"	2
19	103647403	Wire Asm #6 Blk, 17"	2
20	103793001	Battery, 8-Volt, JCI GC8 (includes item 21)	6
21	103765601	Cap, Spin, 8-Volt Battery	1
<p>Note: The CE-specific parts shown are required for vehicles sold in the European Union.</p>			

12

E

12

E



000731-008

SINGLE POINT WATERING SYSTEM, 8V

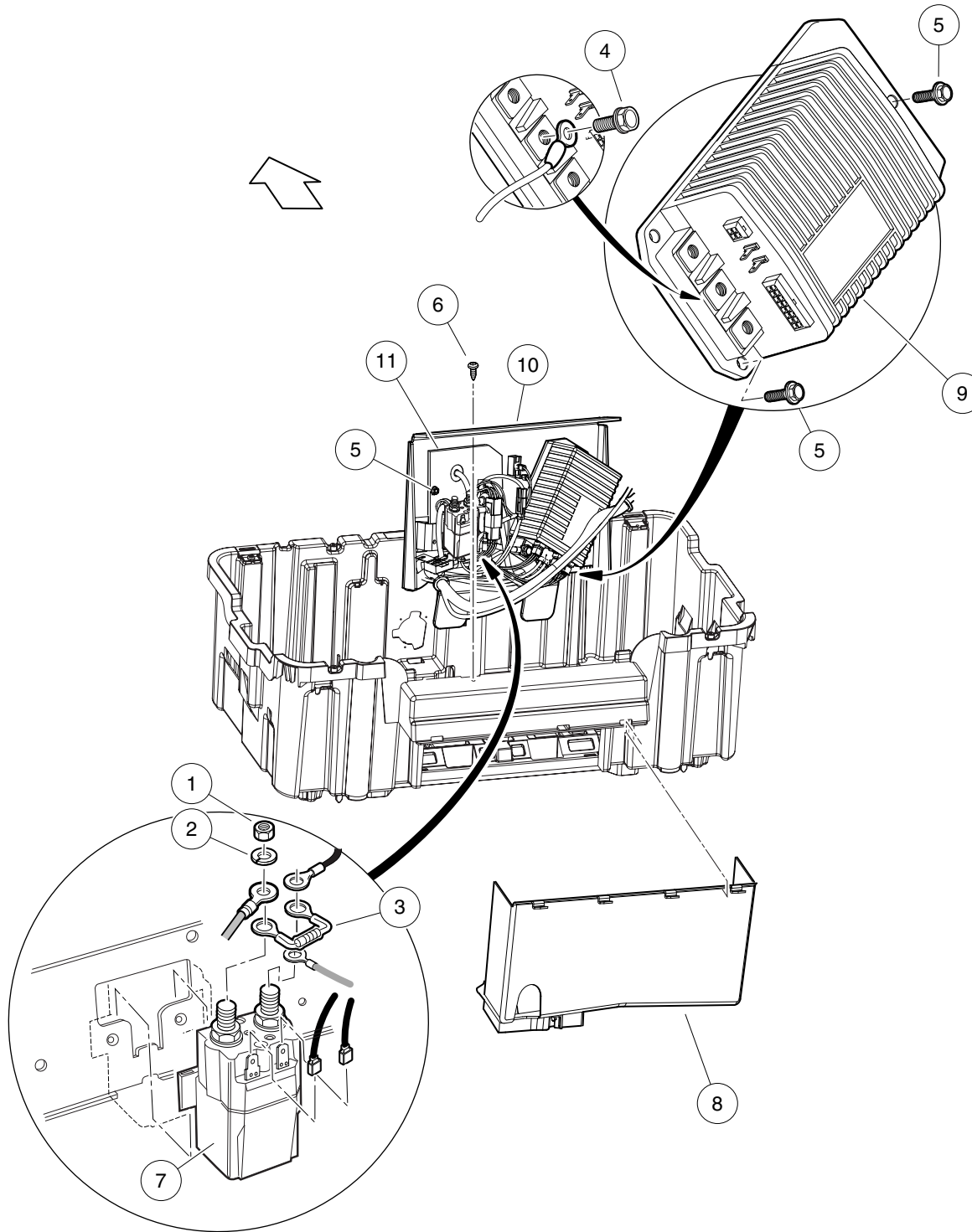
ITEM	PART NO.	DESCRIPTION	QTY
		1 2 3 4	
1	102958001	Kit Regulated Hose Sply Spws	1
2	103395505	Kit, Spws, Prec, 8 Volt Non-Trojan (includes items 3 and 4)	1
3	103510602	Spws, Manifold Asm, 8v Non-Trojan	6
4	103774701	Spws, Hose 8v Non-trojan	1
5	104005901	Cartridge, Flowrite Deionizer	1
6	104006001	Deionizer, Niagra, Flowrite	1
7	104006101	Kit, Hand Pump, Spws	1
Note: For JCI 8-Volt batteries only.			

12

E

12

E



000486-014

COMPUTER V5.5, CONTROLLER, AND SOLENOID – EXCEL SYSTEM

ITEM	PART NO.	DESCRIPTION	QTY
		1 2 3 4	
1	1012528	Nut, M8-1.25 Hex	2
2	1013734	Lockwasher, 8mm Split	2
3	1014947	Resistor Assembly	1
4	102240501	Bolt, Controller, Terminal	3
5	102296716	Screw, M6 X 16 Tt Hx Fl Hd	11
6	102298020	Screw, K80x20, Torx Pn Hd Pt	1
7	102865901	Solenoid 48v Slot Mt No Diode	1
8	103367901	Shield - Controller	1
9	103403402	Controller, 1515, 250A, Gray, Non-Std	1
10	103639401	Component Mounting Plate, Cast	1
11	103978302	Obc, Prec, B1, #4, V5.5	1
Note: Item 9 must be used with Crown and JCI brand batteries.			

12

E

DID YOU KNOW?

CartPros directs you to the right part using the part numbers from this manual. Enter the part number into our search box and it will find the part you are looking for.

**GET STARTED
HERE**

→ <https://CartPros.com/f.html>

12

E

**DID YOU
KNOW?**

CartPros directs you to the right part using the part numbers from this manual. Enter the part number into our search box and it will find the part you are looking for.

**GET STARTED
HERE**

→ <https://CartPros.com/f.html>

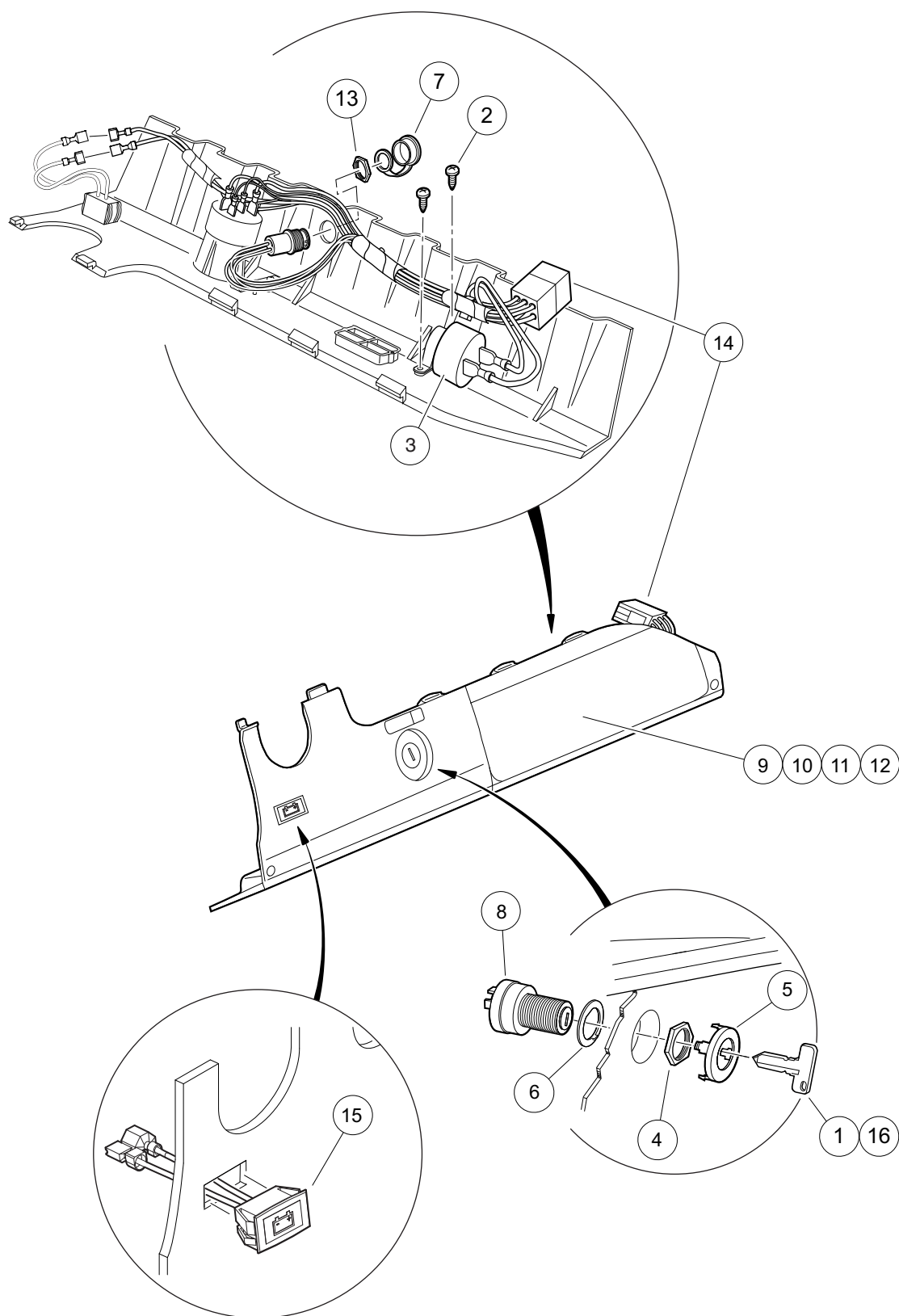
ELECTRICAL SYSTEM – EXCEL WITH HIGH FREQUENCY CHARGERS

13

E

13

E



000490-004

ELECTRICAL COMPONENTS, FRONT BODY – ELECTRIC VEHICLE

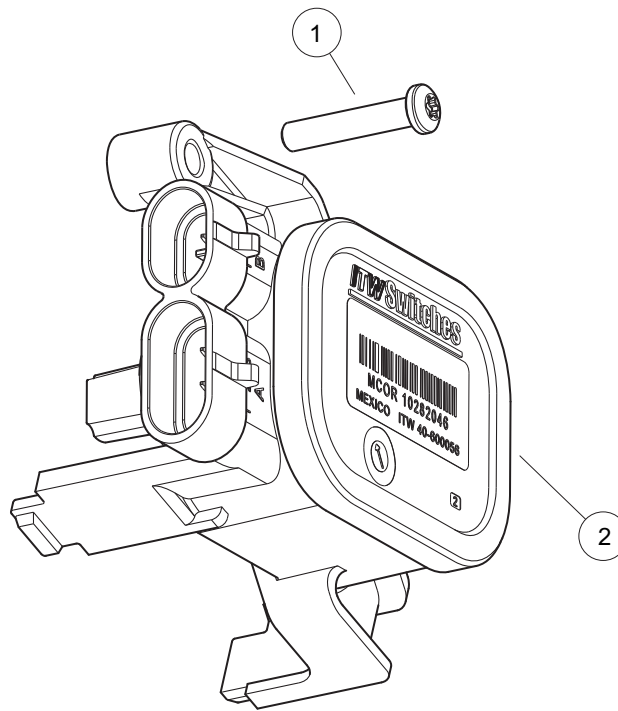
ITEM	PART NO.	DESCRIPTION	QTY
		1 2 3 4	
1	1012505	Keys (set of 2)	1
2	1016849	Screw, #4-24 X 0.33 Pan-Head Machine	2
3	1016851	Buzzer, Reverse (9-48 VDC)	1
4	101830701	Nut, Key Switch	1
5	101834502	Cap, Black Key Switch	1
6	101851101	Washer, Key Switch	1
7	102196901	Dust Cap	1
8	102508601	Key Switch, Electric	1
9	102522901	Instrument Panel (standard)	1
10	102536601	Instrument Panel (with Hole for Headlight Switch)	1
11	102536603	Instrument Panel (with Hole for Battery Condition Indicator)	1
12	102536605	Instrument Panel (with Hole for Headlight Switch and Battery Condition Indicator)	1
13	102572401	Nut, Diagnostic Port, Prec	1
14	103991501	Harness, Wire, Instrument Panel, Prec w/Hi-Freq	1
15	103993901	Light, Charge Indicator	1
16	AM10079	Bulk Std Keys (50) *	1
		 * Note: Must order in multiples of 50.	

13

E

13

E



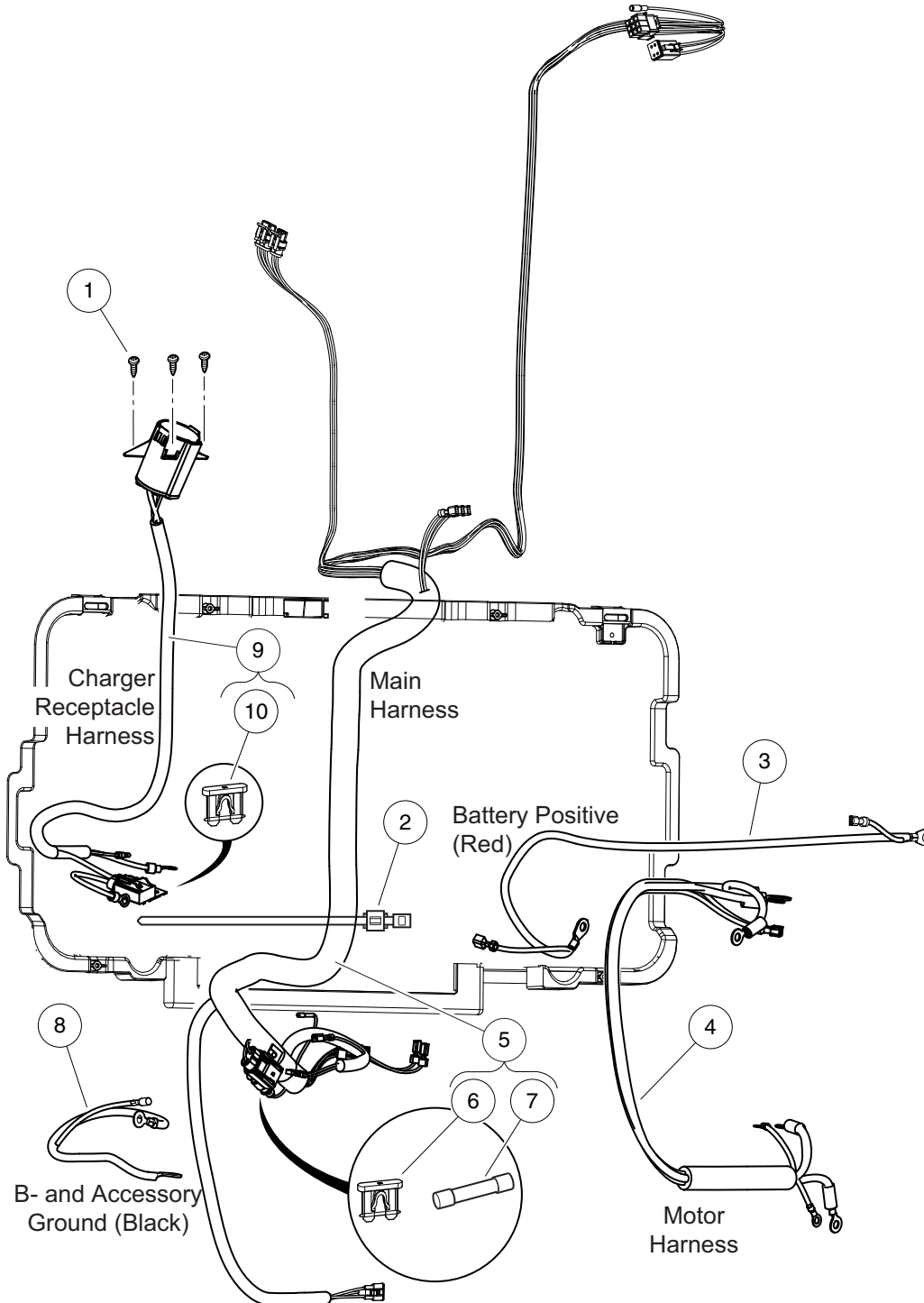
000243-005

MOTOR CONTROLLER OUTPUT REGULATOR 3 (MCOR3)

ITEM	PART NO.	DESCRIPTION	QTY
1	103943401	Screw, Pan, #10 X 1.00 Hi-lo	1
2	105116301	Mcor3, Type 16 Switch	1

13

E



000647-002

WIRING AND FUSES

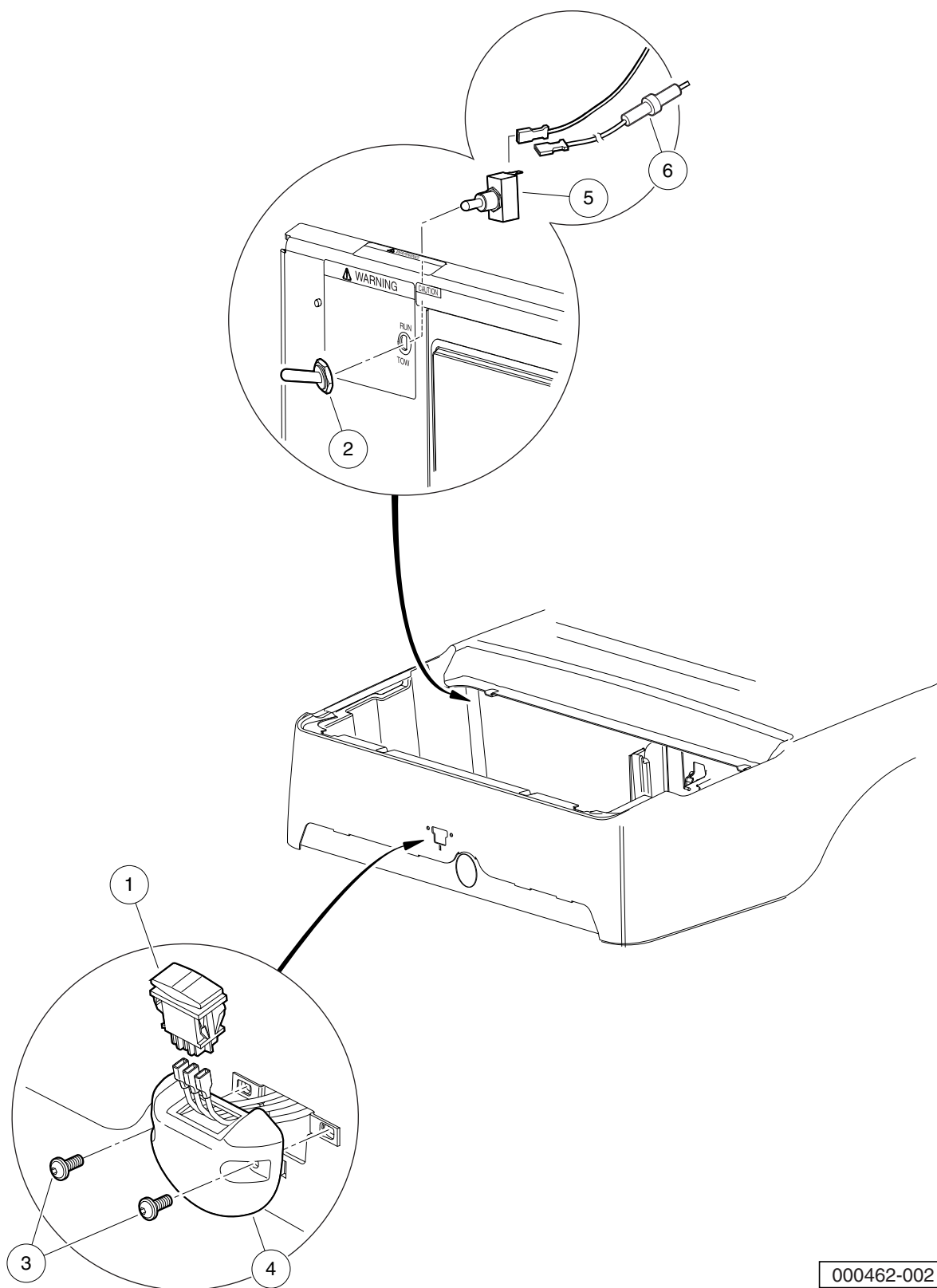
ITEM	PART NO.	DESCRIPTION	QTY
		1 2 3 4	
1	101832001	Screw, #7-19 X 0.625 Phillips Pan-Head Tap	3
2	102554901	Clip, Edge, with Wire Tie	1
3	103375402	Asm, Wire, Battery Positive, B+, Short	1
4	103375702	Asm, Harness, Motor 1/4	1
5	104023201	Harness, Main, Prec, Excel w/Hi-Freq, Mcor3 (includes items 6 and 7)	1
6	102538601	15 Amp Fuse	1
7	103924801	2 Amp Fuse, Glass	1
8	104024001	Asm, Wire, Battery Negative, B-, w/ Accy Ground	1
9	105137401	Harness, Wire, Charger Receptacle (for Yellow DC Cord) (includes item 10)	1
10	102492301	Fuse, 30-Amp	1
11	8639	Tie Wrap, 11" Nylon	A/R
12	8990	Tie Wrap, 8" Nylon	A/R
Note: Items 11 and 12 not shown.			

13

E

13

E



000462-002



FORWARD/REVERSE SWITCH AND TOW/RUN SWITCH

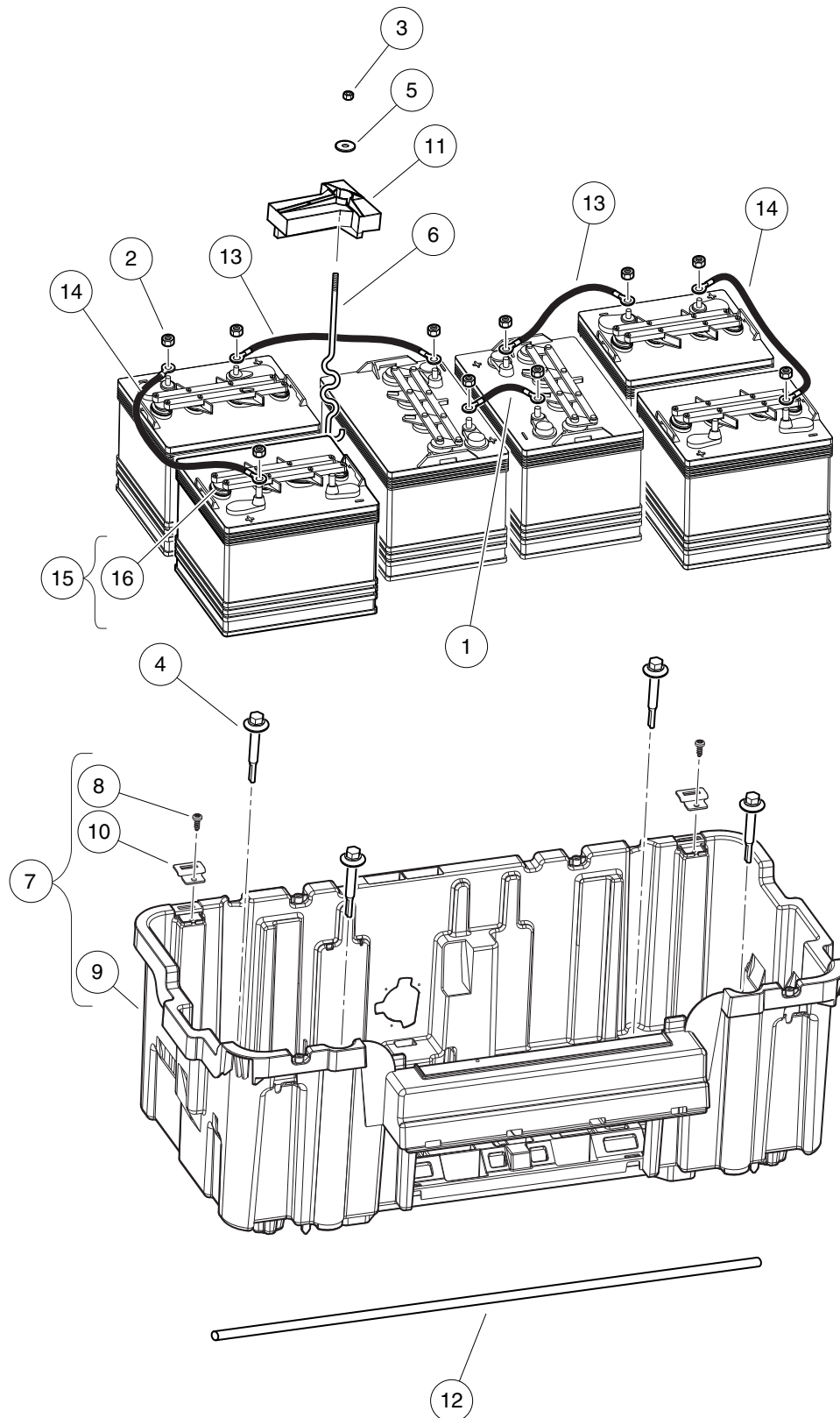
ITEM	PART NO.	DESCRIPTION	QTY
		1 2 3 4	
1	101856001	Switch, Rocker, Double-Pole	1
2	101908401	Boot, Switch	1
3	102296920	Screw, M6 Torx Bttn Hd Sems	2
4	102508401	Housing, FNR Electric	1
5	102511101	Switch, Tow	1
6	102538601	15 Amp Fuse	1

13

E

13

E



000682-001

BATTERIES AND BATTERY BUCKET, PD+ 8-VOLT

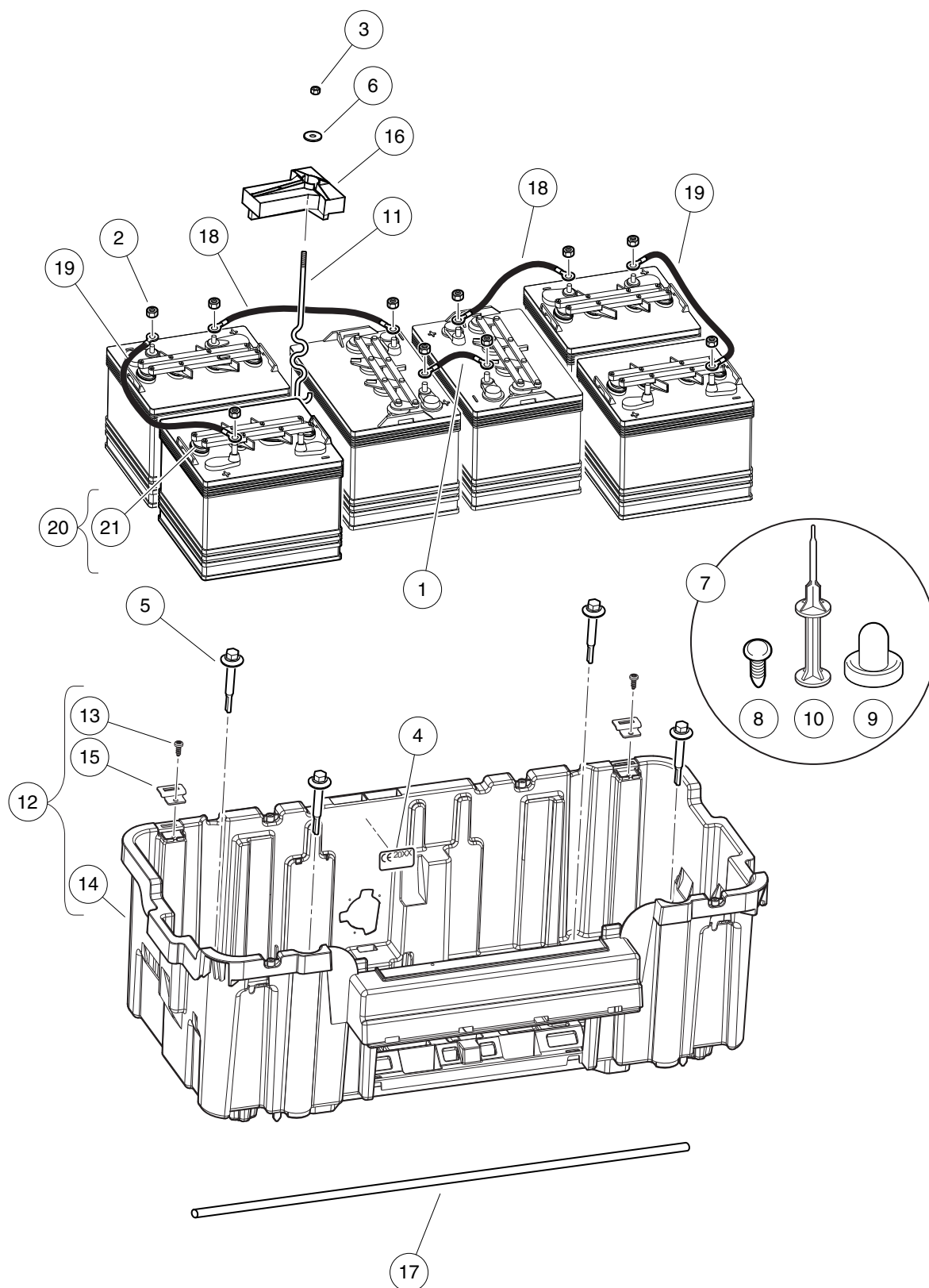
ITEM	PART NO.	DESCRIPTION	QTY
		1 2 3 4	
1	1010958	Asm, Wire, #6blk 8in	1
2	1014304	Nut, 5/16-18 Stainless-Steel Hex	12
3	1014555	Locknut, 7/16-14 Nylon Hex	2
4	102292356	Screw-1/4-20x56 Hwh Self Drill	4
5	102491501	Washer Hard,m10	2
6	103357701	Bolt, Battery, "s" Hold-down	2
7	103368401	Asm, Bucket, Batt, Elec, Prec (includes items 8 through 10)	1
8	102298020	Screw, K80x20, Torx Pn Hd Pt	2
9	N/A	Bucket, Batt, Elec, Precedent	1
10	103368301	Hinge - Nested	2
11	103374801	Hold Down, Battery	2
12	103375301	Tube, Cross, Battery Rod	1
13	103647402	Wire Asm #6 Blk, 12"	2
14	103647403	Wire Asm #6 Blk, 17"	2
15	103793001	Battery, 8-Volt, JCI GC8 (includes item 16)	6
16	103765601	Cap, Spin, 8-Volt Battery	1

13

E

13

E



000682-002

BATTERIES AND BATTERY BUCKET, PD+ 8-VOLT, CE

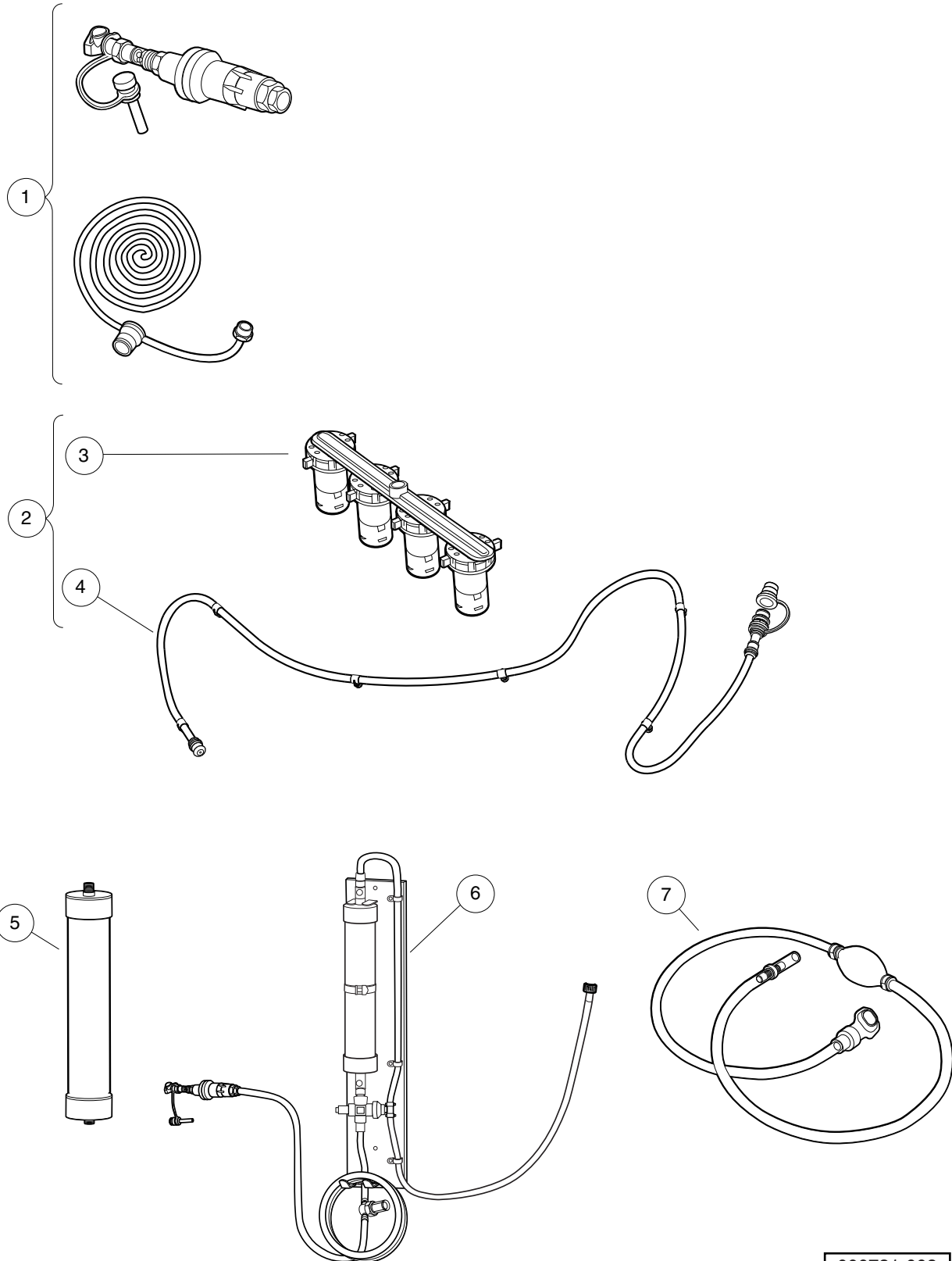
ITEM	PART NO.	DESCRIPTION	QTY
		1 2 3 4	
1	1010958	Asm, Wire, #6blk 8in	1
2	1014304	Nut, 5/16-18 Stainless-Steel Hex	12
3	1014555	Locknut, 7/16-14 Nylon Hex	2
4	101865805	Ce - Decal	1
5	102292356	Screw-1/4-20x56 Hwh Self Drill	4
6	102491501	Washer Hard,m10	2
7	102571202	Kit Ce Plug - Bucket Elec (includes items 8 through 10)	1
8	1010434	Barrel - Plastic	2
9	N/A	Plug, 1/2", CE Bucket	6
10	N/A	Install Tool, CE Bucket Plug	1
11	103357701	Bolt, Battery, "s" Hold-down	2
12	103368401	Asm, Bucket, Batt, Elec, Prec (includes items 13 through 15)	1
13	102298020	Screw, K80x20, Torx Pn Hd Pt	2
14	N/A	Bucket, Batt, Elec, Precedent	1
15	103368301	Hinge - Nested	2
16	103374801	Hold Down, Battery	2
17	103375301	Tube, Cross, Battery Rod	1
18	103647402	Wire Asm #6 Blk, 12"	2
19	103647403	Wire Asm #6 Blk, 17"	2
20	103793001	Battery, 8-Volt, JCI GC8 (includes item 21)	6
21	103765601	Cap, Spin, 8-Volt Battery	1
<p>Note: The CE-specific parts shown are required for vehicles sold in the European Union.</p>			

13

E

13

E



000731-008

SINGLE POINT WATERING SYSTEM, 8V

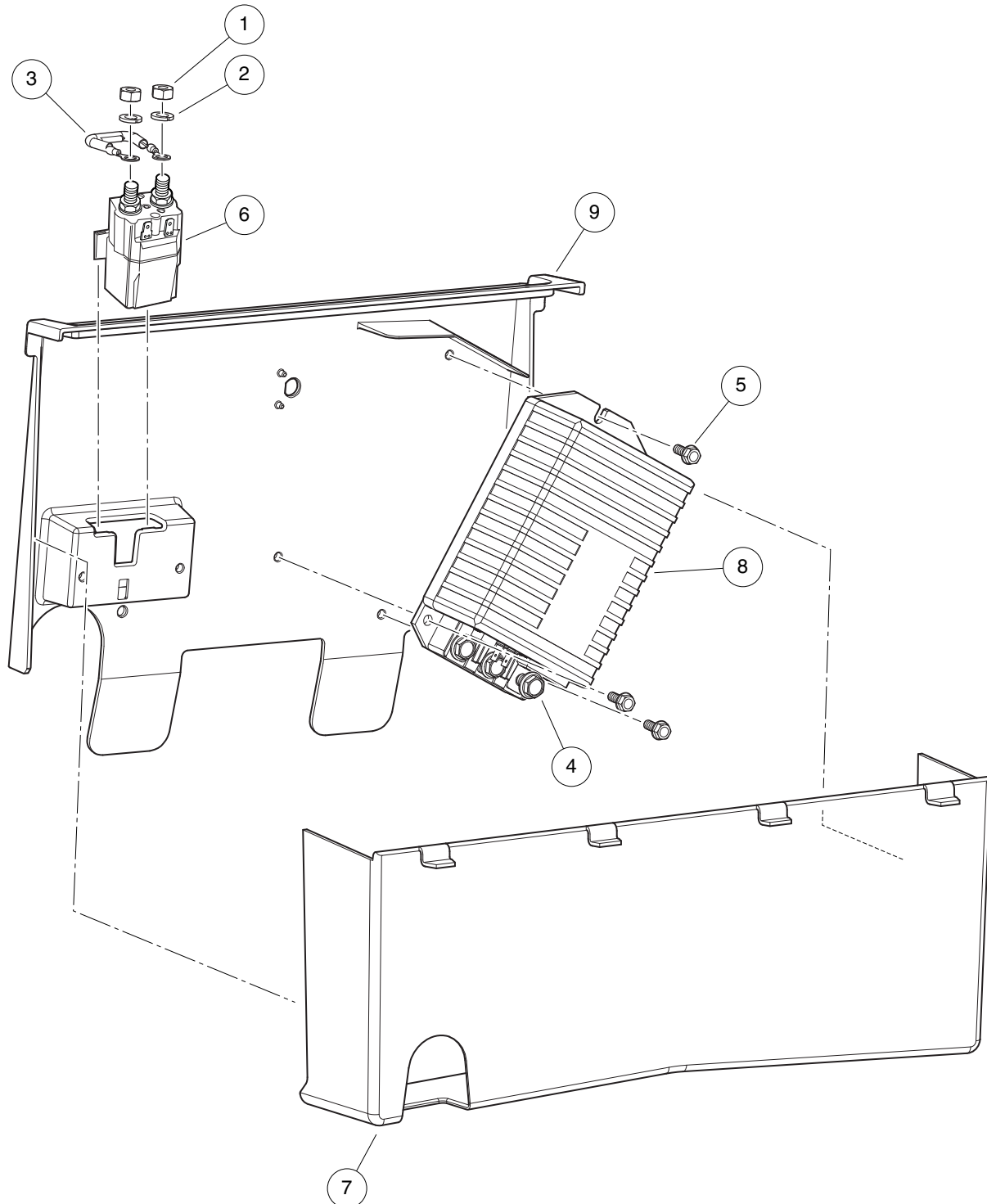
ITEM	PART NO.	DESCRIPTION	QTY
		1 2 3 4	
1	102958001	Kit Regulated Hose Sply Spws	1
2	103395505	Kit, Spws, Prec, 8 Volt Non-Trojan (includes items 3 and 4)	1
3	103510602	Spws, Manifold Asm, 8v Non-Trojan	6
4	103774701	Spws, Hose 8v Non-trojan	1
5	104005901	Cartridge, Flowrite Deionizer	1
6	104006001	Deionizer, Niagra, Flowrite	1
7	104006101	Kit, Hand Pump, Spws	1
Note: For JCI 8-Volt batteries only.			

13

E

13

E



000486-013

CONTROLLER AND SOLENOID

ITEM	PART NO.	DESCRIPTION	QTY
		1 2 3 4	
1	1012528	Nut, M8-1.25 Hex	2
2	1013734	Lockwasher, 8mm Split	2
3	1014947	Resistor Assembly	1
4	102240501	Bolt, Controller, Terminal	3
5	102296716	Screw, M6 X 16 Tt Hx Fl Hd	3
6	102865901	Solenoid 48v Slot Mt No Diode	1
7	103367901	Shield - Controller	1
8	103982301	Controller, 1515, 250A, White	1
9	105005001	Component Mounting Plate	1
Note: Replacement solenoid may vary in appearance from the original.			

13

E

DID YOU KNOW?

CartPros directs you to the right part using the part numbers from this manual. Enter the part number into our search box and it will find the part you are looking for.

**GET STARTED
HERE**

→ <https://CartPros.com/f.html>

13

E

**DID YOU
KNOW?**

CartPros directs you to the right part using the part numbers from this manual. Enter the part number into our search box and it will find the part you are looking for.

**GET STARTED
HERE**



<https://CartPros.com/f.html>

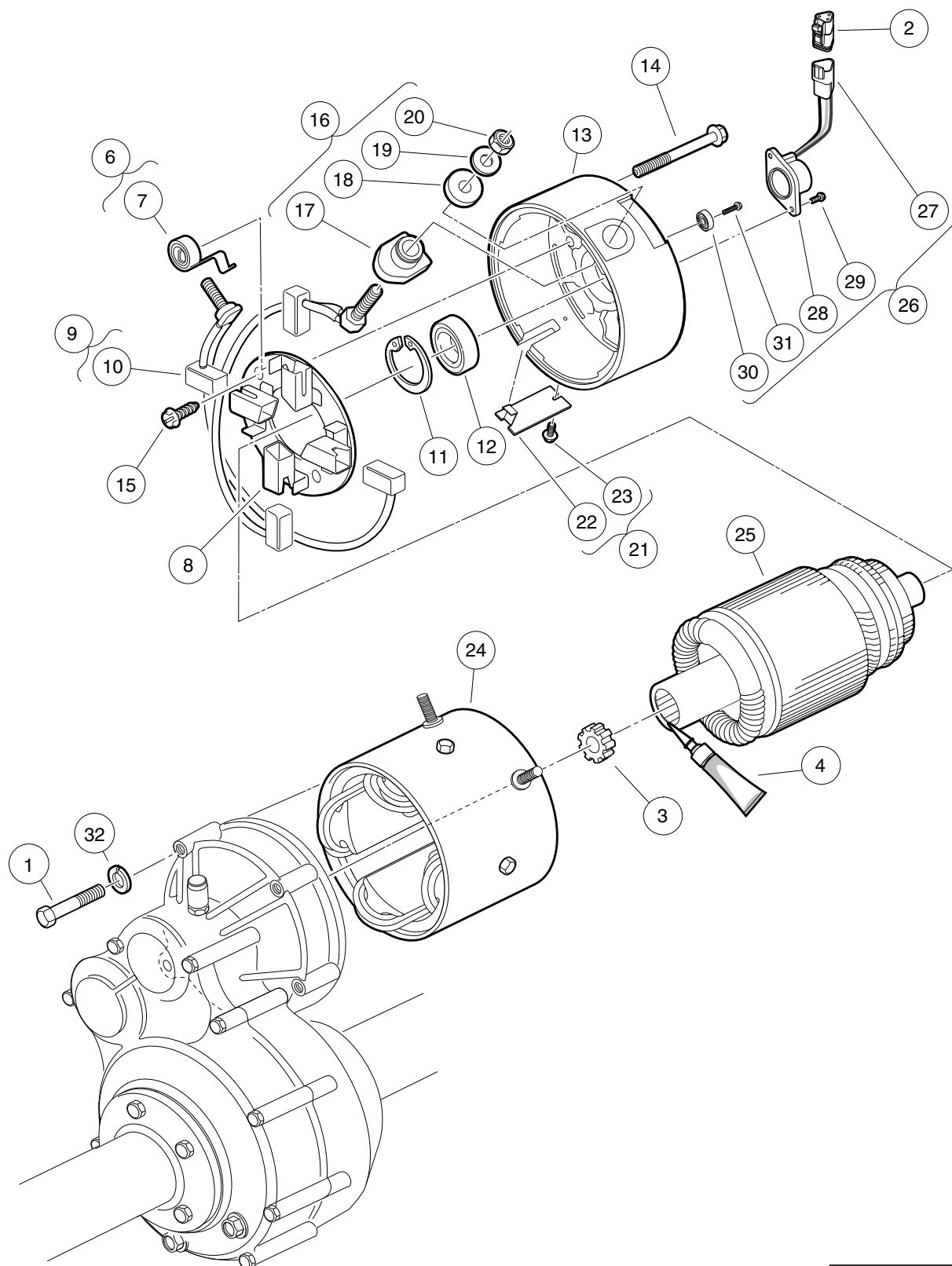
ELECTRIC MOTOR

14

E

14

E



000185-002

MOTOR (MODEL EJ8-4001A) – ELECTRIC VEHICLE

ITEM	PART NO.	DESCRIPTION	QTY
		1 2 3 4	
1	1014201	Screw, 1/4-20 X 2.25 Hex Cap	3
2	101920101	Kit, 3-Pin Wedge Lock	1
3	102235201	Bumper, Drive Unit	1
4	102243403	Lubricant, Moly-Teflon (Single-Use Tube)	1
5	103572501	IQ Electric Motor, 48-VDC 3.3 hp (includes items 6 through 26)	1
6	102186001	Spring Kit, Motor Brush (includes item 7)	1
7	N/A	Spring, Brush, S-g	4
8	102186101	Brush Box Assembly	1
9	102186201	Brush Kit, Motor (includes item 10)	1
10	N/A	Assembly, Brush and Terminal	2
11	102186301	Ring, 2.24" Internal Retaining	1
12	102186401	Bearing, Ball	1
13	102186701	End Cap, Motor	1
14	N/A	Screw, 1/4-20 X 2.25 Hex-Head Washer	2
15	102186901	Screw, #8-32 X .5 Hex-Head	2
16	102187101	Hardware Kit, Motor Terminal (includes items 17 through 20)	2
17	N/A	Bushing, Nylon	2
18	N/A	Washer, Nylon Flat	2
19	N/A	Washer, Flat, 5/16 Steel	2
20	N/A	Nut, Brass Hex, 5/16 - 18	2
21	102187201	Plate Kit, Motor Cover (includes items 22 and 23)	1
22	N/A	Assembly, Cover Plate	1
23	N/A	Screw, #8-32 x 0.375, Taptite Thread	1
24	102704701	Frame and Field Assembly	1
25	102704801	Armature Assembly	1
26	102704901	Kit, Speed Sensor (includes items 27 through 31)	1
27	101942301	Kit, 3-Pin Wedge Lock	1
28	N/A	Sensor, Motor Speed, ADC	1
29	N/A	Screw, #8-32, Taptite Thread	2
30	N/A	Magnet, ADC Motor	1
31	N/A	Screw, 1/4-20 x 0.5	1
32	451	Lockwasher, 1/4 Split	3
Note: The F1 and F2 terminal posts on the EJ8-4001A motor have 1/4 - 20 thread.			

14

E

DID YOU KNOW?

CartPros directs you to the right part using the part numbers from this manual. Enter the part number into our search box and it will find the part you are looking for.

**GET STARTED
HERE**



<https://CartPros.com/f.html>

14

E

**DID YOU
KNOW?**

CartPros directs you to the right part using the part numbers from this manual. Enter the part number into our search box and it will find the part you are looking for.

**GET STARTED
HERE**



<https://CartPros.com/f.html>

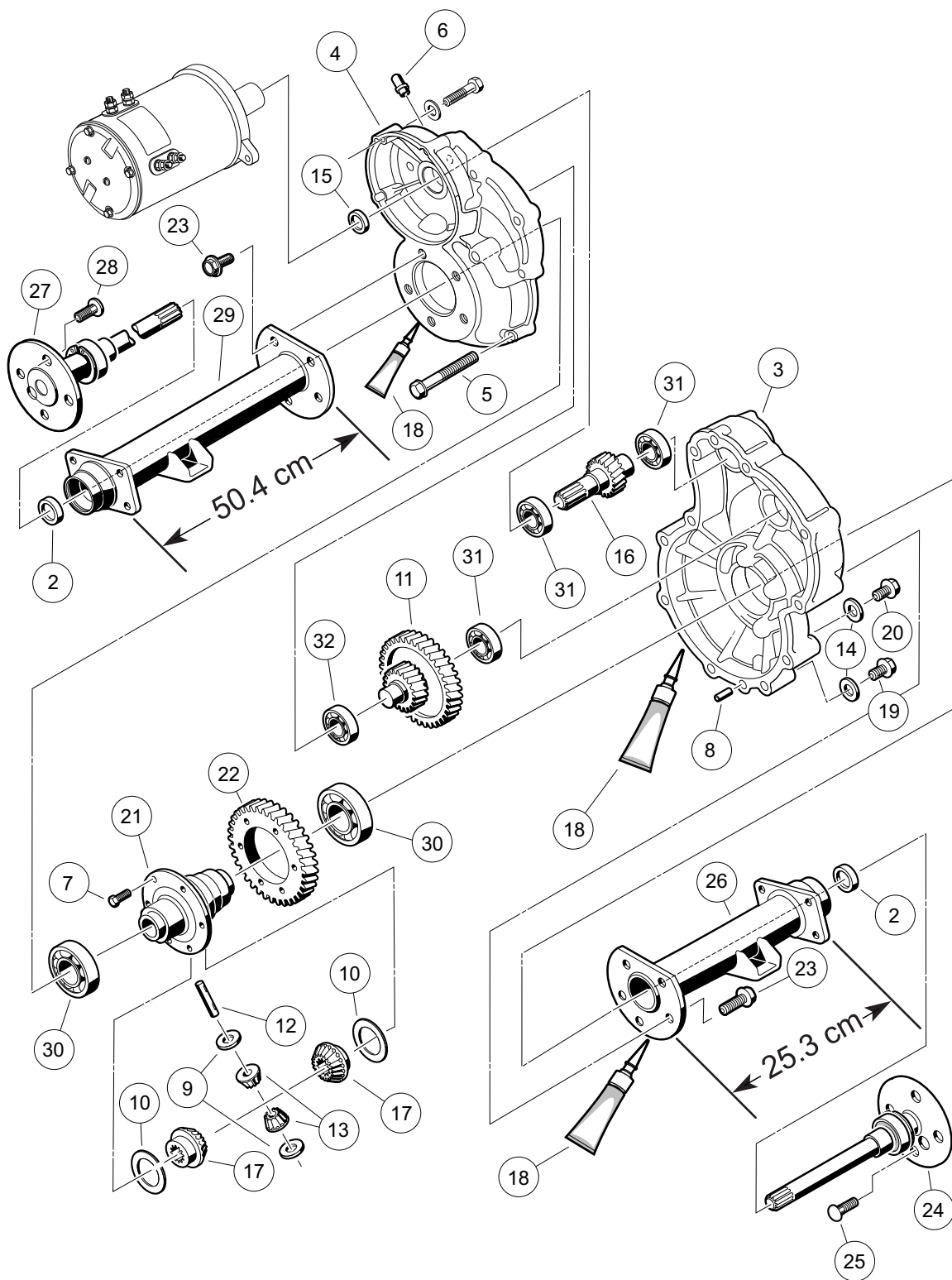
TRANSAXLE – ELECTRIC VEHICLES

15

E

15

E



000223-002

TRANSAXLE – ELECTRIC VEHICLES

ITEM	PART NO.	DESCRIPTION	QTY
		1 2 3 4	
1	102771701	Transaxle, Electric (includes items 2 through 32)	1
2	1013794	Axle Shaft Oil Seal	2
3	101895401	Gear Case, Left-Hand	1
4	101895501	Gear Case, Passenger-Side	1
5	101897001	Screw, M8-1.25 X 60mm Hex-Head	11
6	101897201	Breather	1
7	101897401	Screw, M10-1.25 X 25mm	6
8	101897601	Pin, 11mm OD X 8.5mm ID X 10mm	2
9	101903601	Washer, Thrust	2
10	101903701	Washer, Thrust	2
11	101906901	Intermediate Shaft Assembly	1
12	101922101	Pin, 15.99mm X 88.7mm Dowel	1
13	101923001	Gear, Differential Idler	2
14	101923201	Gasket	2
15	101923501	Seal, Lip	1
16	101923701	Shaft, Input	1
17	101923901	Gear, Differential	2
18	101928701	Liquid Gasket (Transaxle case)	1
19	101972101	Plug, M14-1.5 X 12mm Magnetic	1
20	101972201	Plug, M14-1.5 X 12mm Hex	1
21	102356601	Housing, Differential, 6 Bolt	1
22	102356801	Gear, Differential Output, 6-Bolt	1
23	102357001	Screw, Flg Hd M10 X 1.5 X 30	10
24	102886301	Axle Assembly, Driver-Side (includes item 25)	1
25	101922201	Lug Stud	4
26	102886401	Tube, Axle, Driver-Side	1
27	102886501	Axle Assembly, Passenger-Side (includes item 28)	1
28	101922201	Lug Stud	4
29	102886601	Tube, Axle, Passenger-Side	1
30	7330	Inner Axle Tube Bearing	2
31	7335	Bearing	3
32	7336	Bearing	1

15

E

DID YOU KNOW?

CartPros directs you to the right part using the part numbers from this manual. Enter the part number into our search box and it will find the part you are looking for.

**GET STARTED
HERE**

→ <https://CartPros.com/f.html>

15

E

**DID YOU
KNOW?**

CartPros directs you to the right part using the part numbers from this manual. Enter the part number into our search box and it will find the part you are looking for.

**GET STARTED
HERE**



<https://CartPros.com/f.html>

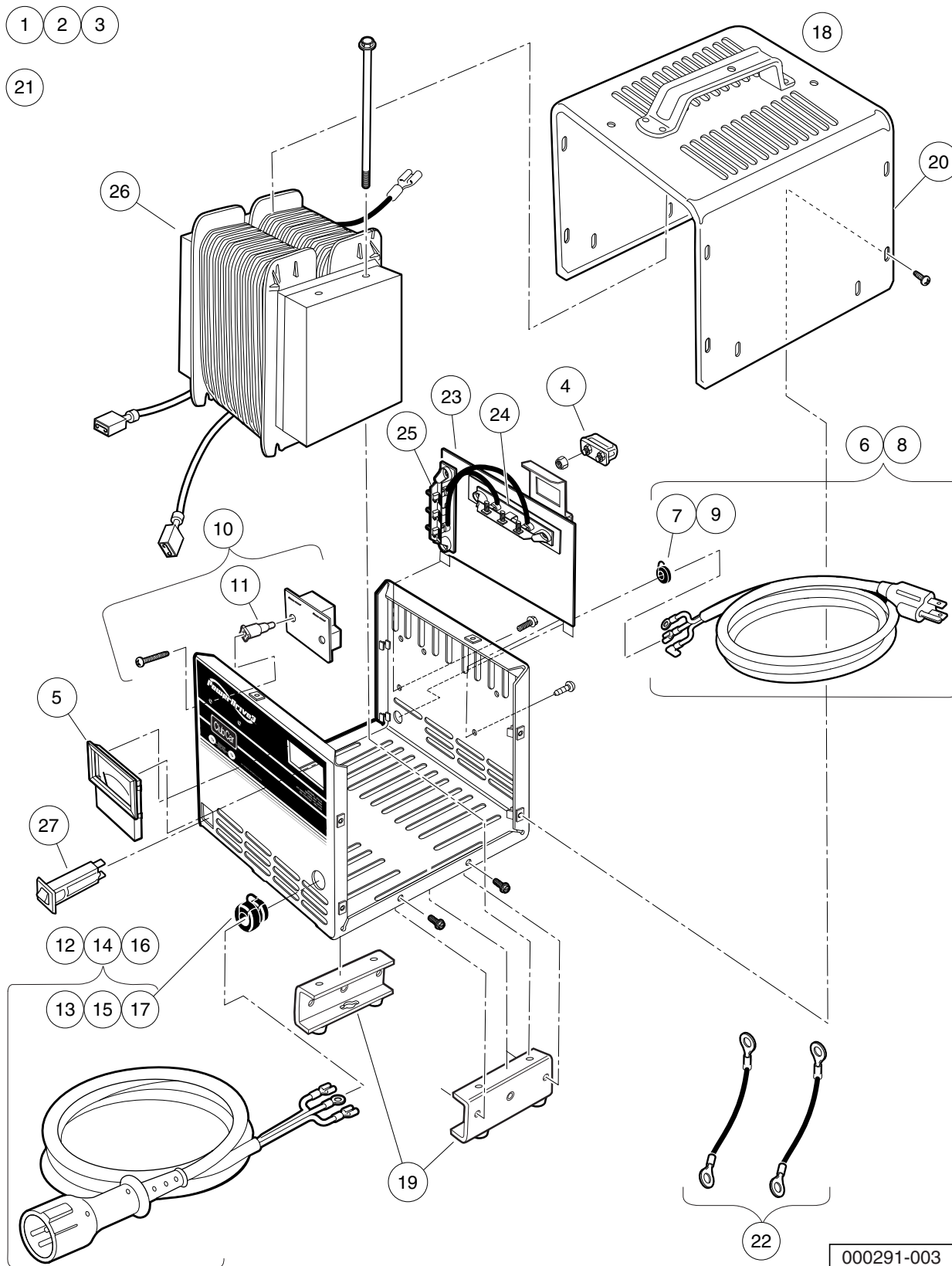
BATTERY CHARGERS – POWERDRIVE

16

E

16

E



000291-003

POWERDRIVE 3 BATTERY CHARGER (MODELS 20500-31,-38,-39), DOMESTIC

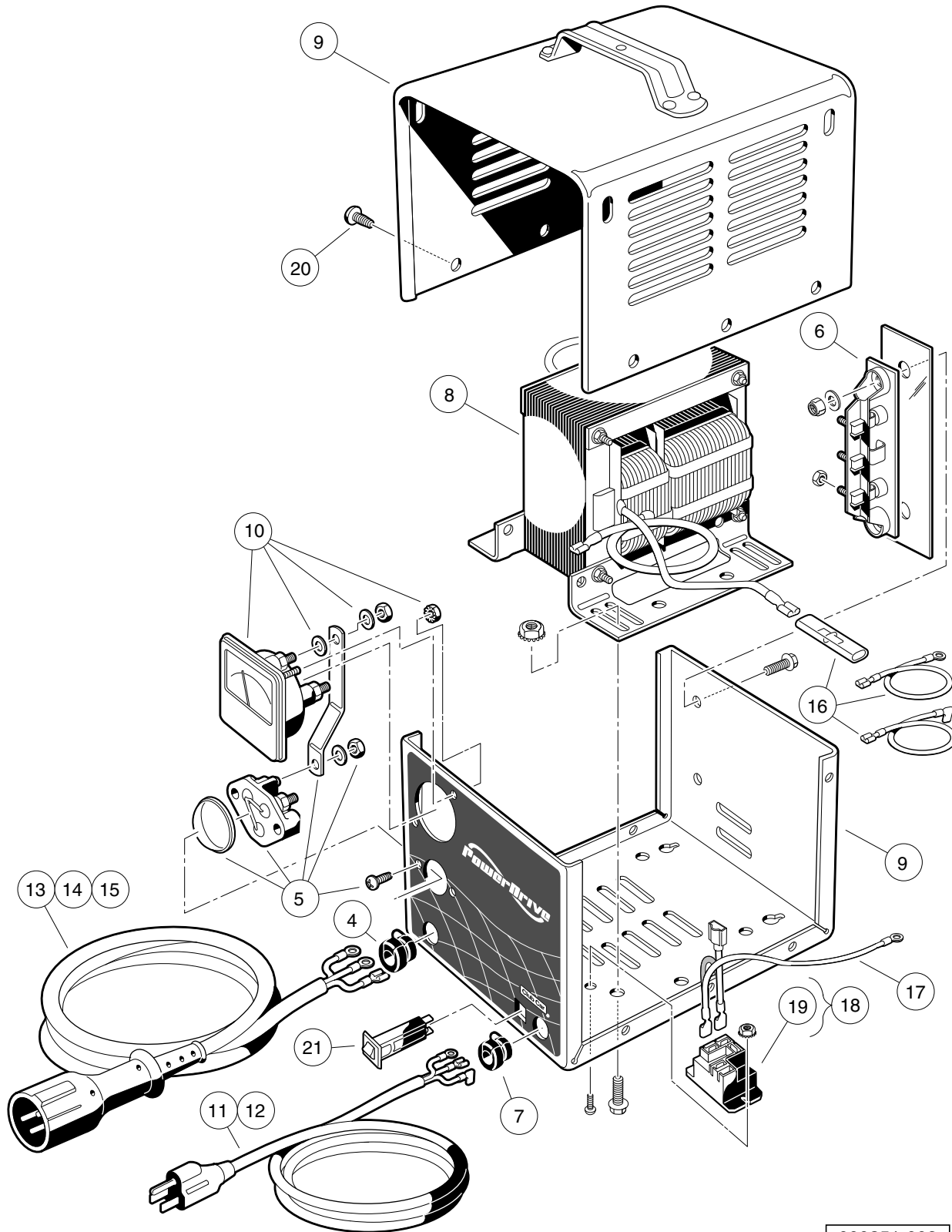
ITEM	PART NO.	DESCRIPTION	QTY
		1 2 3 4	
1	103717001	Charger, PowerDrive 3, 9ft DC, 6ft AC	1
2	103717002	Charger, PowerDrive 3, 12ft DC, 9ft AC	1
3	103717003	Charger, PowerDrive 3, 20ft DC, 9ft AC (includes items 4 through 27)	1
4	102273701	PD2 Fuse Asm	1
5	102273801	PD2 Ammeter	1
6	103428501	Kit, PD3 Cordset - AC 80" (includes item 7)	1
7	102273901	PD2 AC Cord Bushing	1
8	103428601	Kit, PD3 Cordset, - AC 114" (includes item 9)	1
9	102273901	PD2 AC Cord Bushing	1
10	103428701	Asm, PD3 Board Relay (includes item 11)	1
11	103429701	PD3 Plastic Stand-Offs	2
12	103429001	PD3 Cordset - DC 113" (includes item 13)	1
13	1012098	Bushing, DC Cord	1
14	103429101	PD3 Cordset - DC 154" (includes item 15)	1
15	1012098	Bushing, DC Cord	1
16	103429201	PD3 Cordset - DC 205" (includes item 17)	1
17	1012098	Bushing, DC Cord	1
18	103429301	Asm, PD3 Case (includes items 19 and 20)	1
19	103434001	Asm, PD3 Legs	1
20	103439901	PD3Case Top (Includes Handle)	1
21	103429501	Kit, PD3 Hardware	1
22	103513001	Wire Asm Kit Blk Pd3	1
23	103517401	Kit Pd3 Button Diode (includes items 24 and 25)	1
24	N/A	Asm Diode Top	1
25	N/A	Asm Diode Side	1
26	103779601	Transformer, Pd3, Al	1
27	CCX8506	Circuit Breaker, 15-Amp/120-Volt	1
<p>Note: Level 1 Battery Charger part numbers include one AC and one DC cord. They do not include all of the level 2 cords listed.</p>			

16

E

16

E



000351-002

POWERDRIVE BATTERY CHARGER (MODELS 17, 18, 19), DOMESTIC

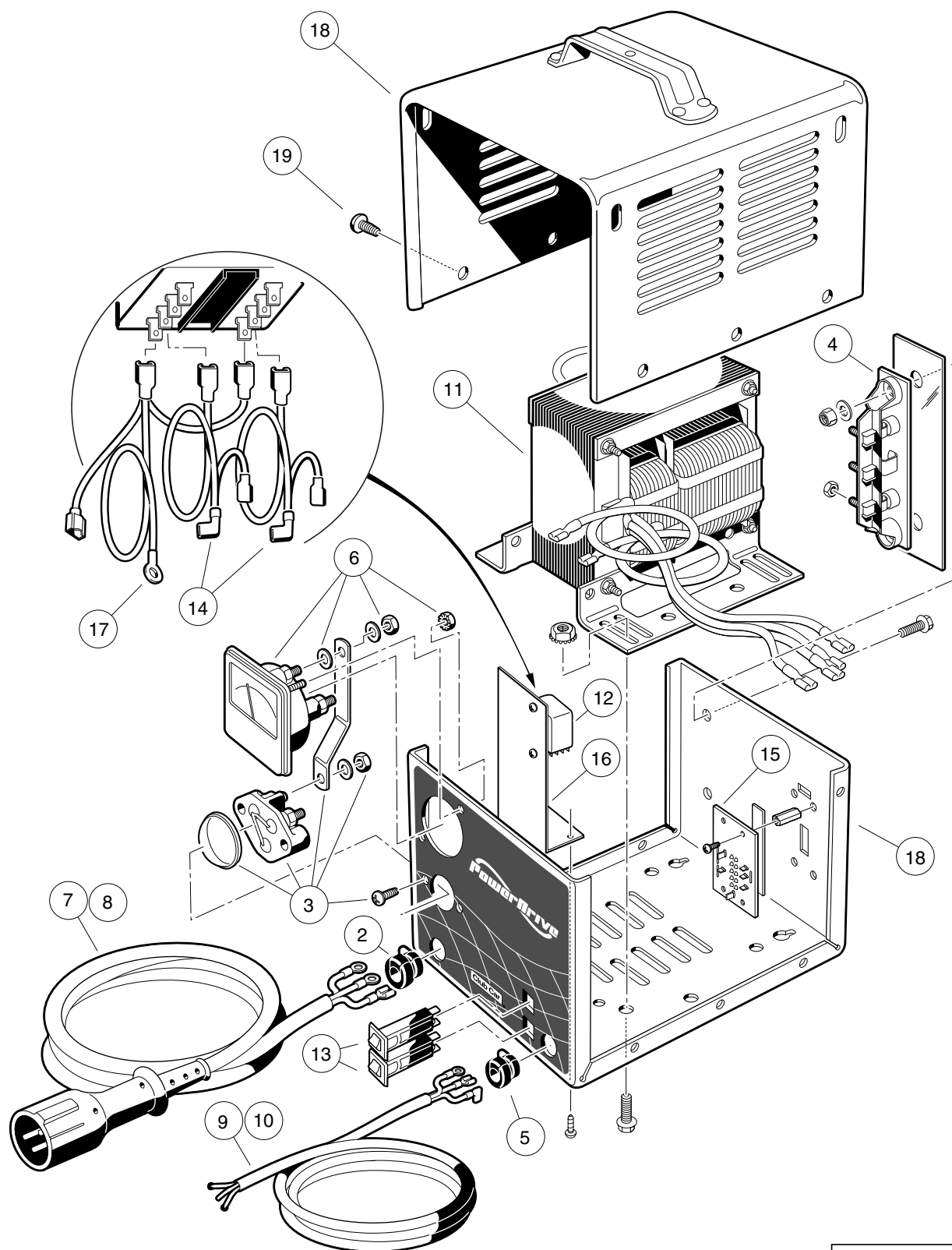
ITEM	PART NO.	DESCRIPTION	QTY
		1 2 3 4	
1	101802201	Charger, PowerDrive, 48V/17A, 9ft DC, 6ft AC Cord	1
2	101802202	Charger, PowerDrive, 48V/17A, 12ft DC, 9ft AC Cord	1
3	101802203	Charger, PowerDrive, 48V/17A, 20ft DC, 9ft AC Cord (includes items 4 through 21)	1
4	1012098	Bushing, DC Cord	1
5	1012101	Fuse Assembly	1
6	1015914	Rectifier with Heatsink Assembly	1
7	1015917	Bushing, AC Cord	1
8	101819701	Transformer, Battery Charger	1
9	101828301	Case Assembly	1
10	101828501	Ammeter	1
11	101828801	Cord, AC, 80-Inch (203 cm)	1
12	101828802	Cord, AC, 108-Inch (274 cm)	1
13	101828901	Cord, DC, 113-Inch (287 cm)	1
14	101828902	Cord, DC, 154-Inch (391 cm)	1
15	101828903	Cord, DC, 250-Inch (635 cm)	1
16	101831101	Wire Assembly Kit	1
17	101914401	Assembly, Voltage Suppressor	1
18	103414901	Kit, Relay, 48v 30a W/instr (includes item 19)	1
19	103397901	Relay, Spst No, 48v 30a, Pmt	1
20	7577	Screw, #10 X 0.50 Phillips Pan-Head	10
21	CCX8506	Circuit Breaker, 15-Amp/120-Volt	1
<p>Note: Level 1 Battery Charger part numbers include one AC and one DC cord. They do not include all of the level 2 cords listed. Note 2: These chargers were discontinued early in model year 2013. Individual components remain available. To replace the charger, see PowerDrive 3 chargers on page 15-3.</p>			

16

E

16

E



000352-003

POWERDRIVE BATTERY CHARGER (MODEL 18780-18), EXPORT

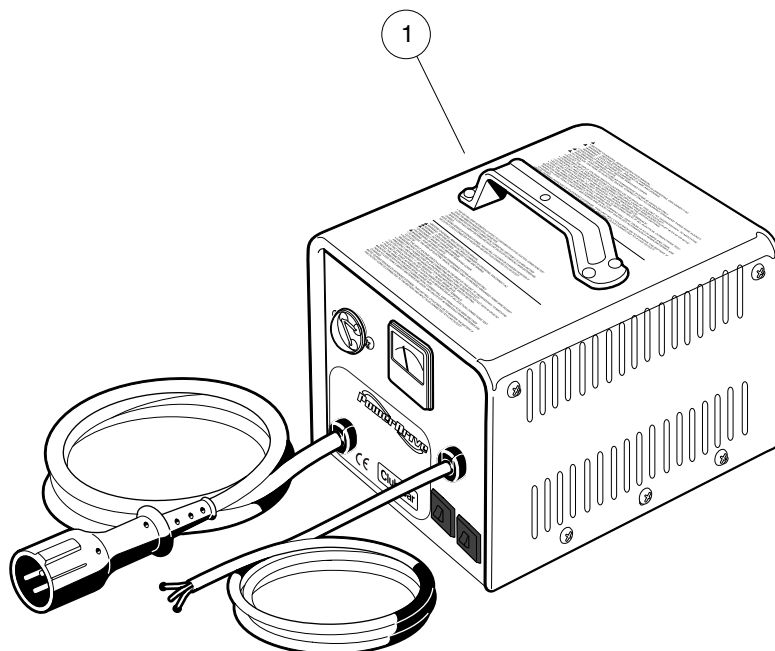
ITEM	PART NO.	DESCRIPTION	QTY
		1 2 3 4	
1	101831504	Battery Charger, 48-Volt DC (12-ft DC, 9-ft AC) (includes items 2 through 19)	1
2	1012098	Bushing, DC Cord	1
3	1012101	Fuse Assembly	1
4	1015914	Rectifier with Heatsink Assembly	1
5	1015917	Bushing, AC Cord	1
6	101828501	Ammeter	1
7	101828901	Cord, DC, 113-Inch (287 cm)	1
8	101828902	Cord, DC, 154-Inch (391 cm)	1
9	101831701	Cord, AC, 80-Inch (203 cm), without Plug	1
10	101831702	Cord, AC, 118-Inch (300 cm), without Plug	1
11	101838201	Transformer, Export Battery Charger	1
12	101838301	Relay, Export Charger	1
13	101838401	Circuit Breaker	2
14	101838501	Kit, Wire Assembly	1
15	101838601	Four-Position Switch	1
16	101838701	Mounting Bracket, Relay	1
17	101914401	Assembly, Voltage Suppressor	1
18	N/A	Case, Charger	1
19	7577	Screw, #10 X 0.50 Phillips Pan-Head	10
<p>Note: Model 18780-18 Export charger (p/n 101831504) is the only Export charger available with a 12 foot DC cord. For Export charger with an 8.5 foot DC cord, see Model 27640-61 on next page. Note 2: Level 1 Battery Charger part numbers include one AC and one DC cord. They do not include all of the level 2 cords listed.</p>			

16

E

16

E



000352-002

POWERDRIVE BATTERY CHARGER (MODEL 27640-61), EXPORT

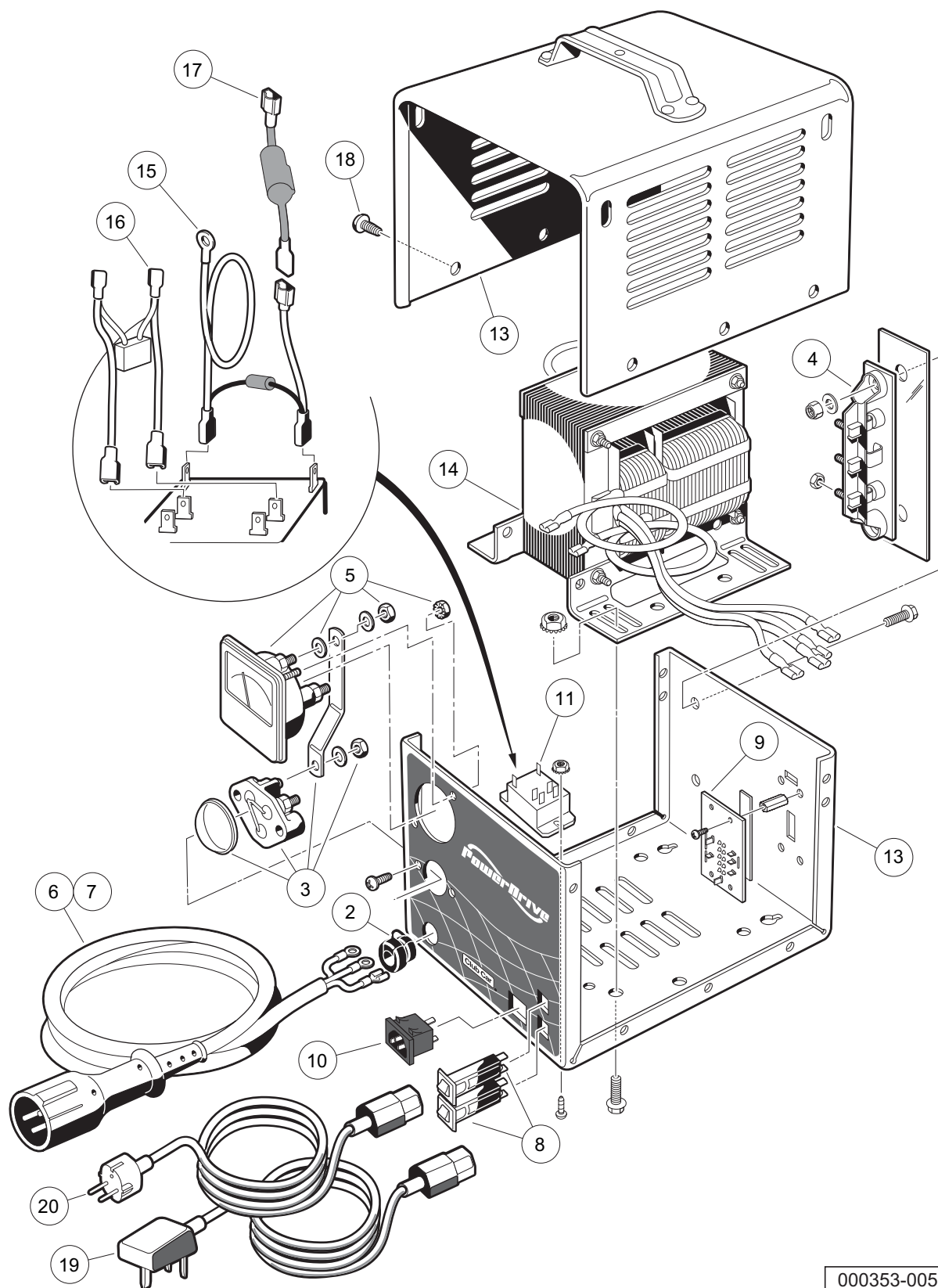
ITEM	PART NO.	DESCRIPTION	QTY
1	103976801	<p>1 2 3 4</p> <p>Battery Charger, Export, Stationary, 48VDC, 8.5ft DC, 6ft AC Cord</p> <p>Note: Model 27640-61 Export charger (p/n 103976801) is the only Export charger available with an 8.5 foot DC cord. For Export charger with 12 foot DC cord, see Model 18780-18 on previous page. Note 2: Battery Charger</p>	1

16

E

16

E



000353-005

POWERDRIVE BATTERY CHARGER (MODEL 20310-18), EUROPEAN

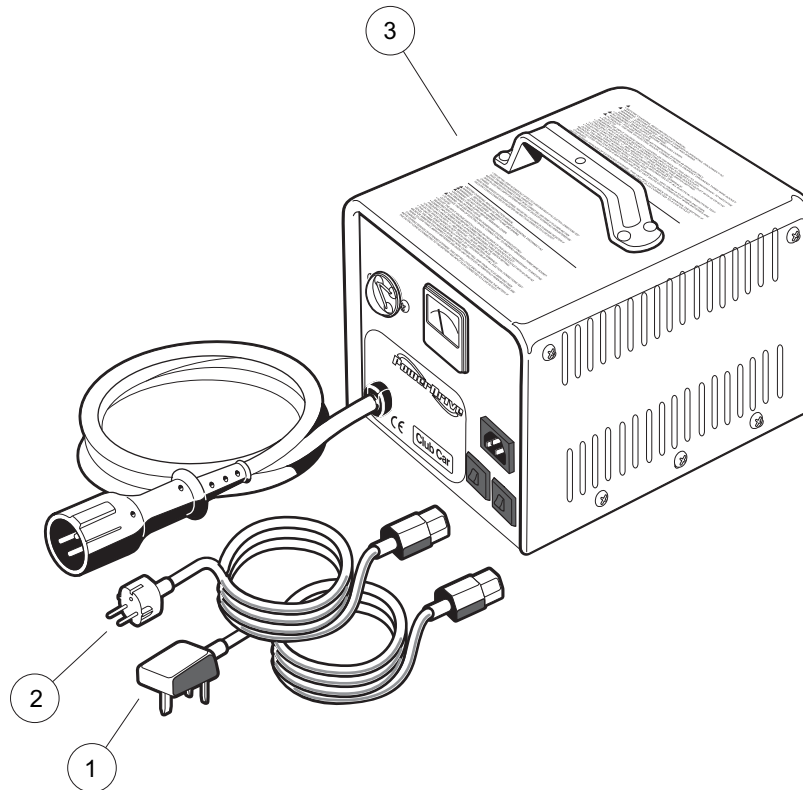
ITEM	PART NO.	DESCRIPTION	QTY
		1 2 3 4	
1	101956202	Battery Charger, 48-Volt w/ 4-Pos. Switch (12-ft DC) (includes items 2 through 18)	1
2	1012098	Bushing, DC Cord	1
3	1012101	Fuse Assembly	1
4	1015914	Rectifier with Heatsink Assembly	1
5	101828501	Ammeter	1
6	101828901	Cord, DC, 113-Inch (287 cm)	1
7	101828902	Cord, DC, 154-Inch (391 cm)	1
8	101838401	Circuit Breaker	2
9	101838601	Four-Position Switch	1
10	101973501	Receptacle, AC Cord	1
11	101987501	Relay	1
12	N/A	Wire, Jumper	1
13	N/A	Case, Charger	1
14	****	Transformer, European Battery Charger	1
15	****	Suppressor, AC Voltage	1
16	****	Assembly, Wire	1
17	N/A	Limiter, Current	1
18	7577	Screw, #10 X 0.50 Phillips Pan-Head	10
19	101958201	Cord, UK, AC, Battery Charger	1
20	101958301	Cord, European AC, Battery Charger	1
<p>**** Special order item available upon request.</p> <p>Note: Model 20310-18 European charger (p/n 101956202) is the only European charger available with a 12 foot DC cord. For European charger with an 8.5 foot DC cord, see Model 27640-11 on next page. Note 2: Level 1 Battery Charger part numbers include one AC and one DC cord. They do not include all of the level 2 cords listed.</p>			

16

E

16

E



000353-004

POWERDRIVE BATTERY CHARGER (MODEL 27640-11), EUROPEAN

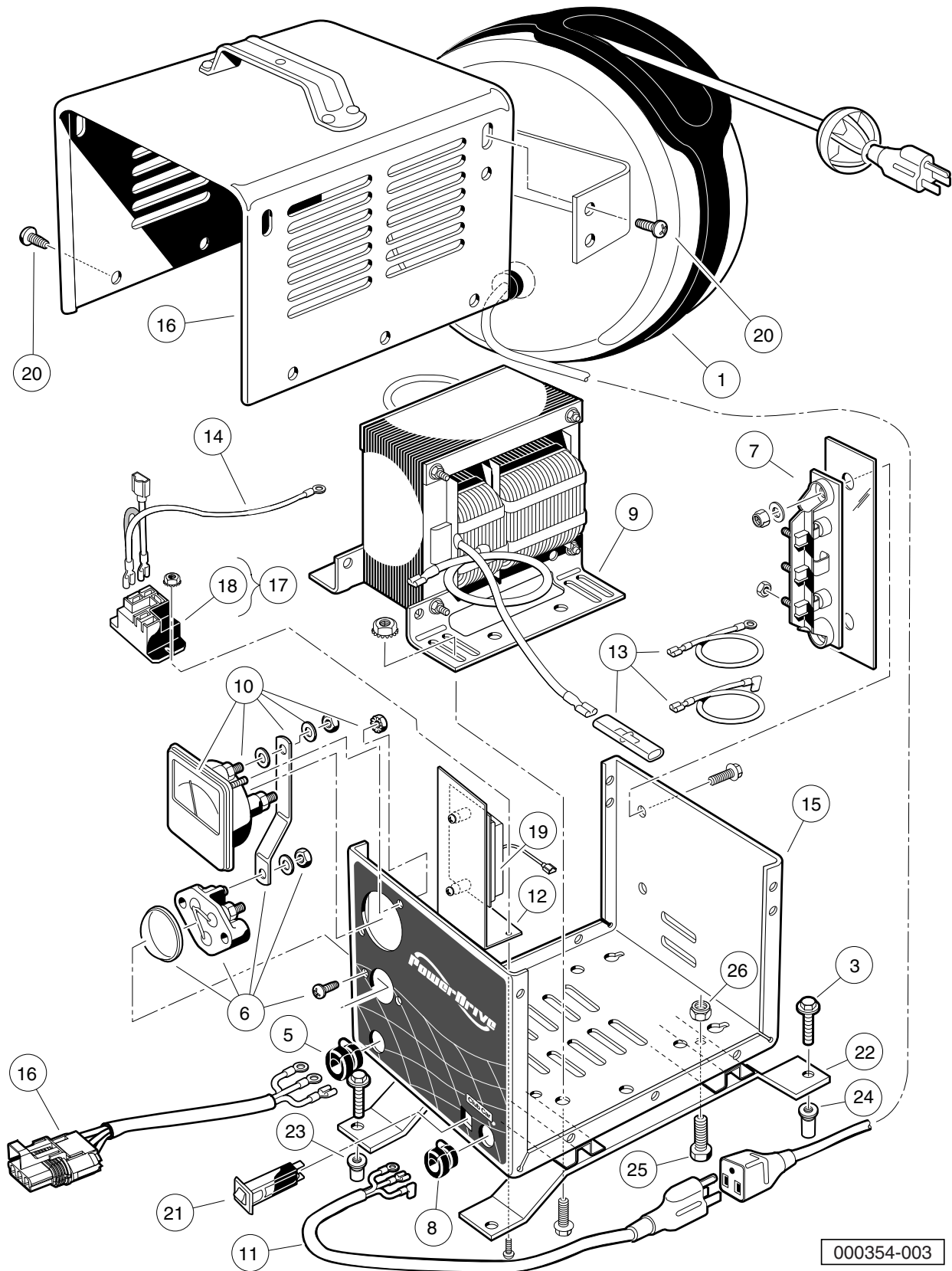
ITEM	PART NO.	DESCRIPTION	QTY
		1 2 3 4	
1	101958201	Cord, UK, AC, Battery Charger	1
2	101958301	Cord, European AC, Battery Charger	1
3	103976901	Battery Charger, European, Stationary, 48VDC, 8.5ft DC Cord	1
<p>Note: Model 27640-11 European charger (p/n 103976901) is the only European charger available with an 8.5 foot DC cord. For European charger with 12 foot DC cord, see Model 20310-18 on previous page. Note 2: Battery Charger part number includes one AC and one DC cord.</p>			

16

E

16

E



000354-003

ONBOARD POWERDRIVE BATTERY CHARGER (MODEL 17935-40), DOMESTIC

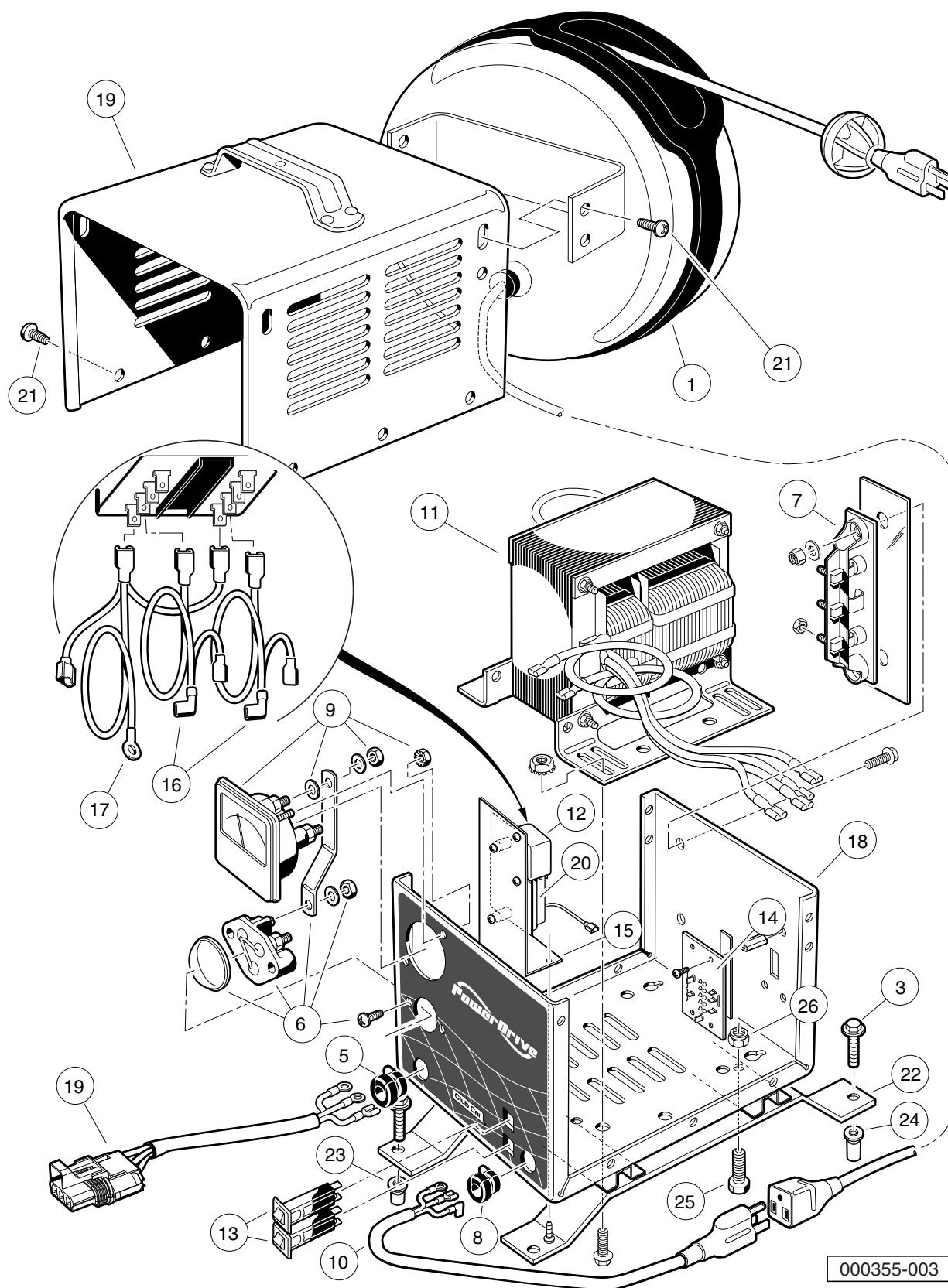
16

E

ITEM	PART NO.	DESCRIPTION	QTY
		1 2 3 4	
1	1017187	Retractable Cord Reel	1
2	1017189	Heat Shrink Tube 1.5" X 3"	1
3	102541425	Bolt, M6x1.0x25, Hex Flhd, Blk-I	4
4	102546901	Battery Charger, Onboard, PowerDrive, 48VDC, Domestic (includes items 5 through 21)	1
5	1012098	Bushing, DC Cord	1
6	1012101	Fuse Assembly	1
7	1015914	Rectifier with Heatsink Assembly	1
8	1015917	Bushing, AC Cord	1
9	101819701	Transformer, Battery Charger	1
10	101828501	Ammeter	1
11	101829001	Cord, AC, 22-Inch (56 cm)	1
12	101838701	Mounting Bracket, Relay	1
13	101841701	Kit, Wire Assembly	1
14	101914401	Assembly, Voltage Suppressor	1
15	N/A	Case, Charger	1
16	102940801	Cord, Dc	1
17	103414901	Kit, Relay, 48v 30a W/instr (includes item 18)	1
18	103397901	Relay, Spst No, 48v 30a, Pmt	1
19	103869401	Control Board, Potted	1
20	7577	Screw, #10 X 0.50 Phillips Pan-Head	12
21	CCX8506	Circuit Breaker, 15-Amp/120-Volt	1
22	102547201	Charger Support, Prec	2
23	102551701	Insert M6x1.0	2
24	103339901	Insert M6x1.0 Long	2
25	7847	Screw, 1/4-20 X 0.75 Hex-Head Cap	4
26	8233	Locknut, 1/4-20 Nylon Insert	4
27	8990	Tie Wrap, 8" Nylon	2
Note: Items 2 and 27 not shown. Note 2: For wire harness connecting charger to vehicle, see Electrical System section.			

16

E



000355-003

ONBOARD POWERDRIVE BATTERY CHARGER (MODEL 17790-40), INTERNATIONAL

16

E

ITEM	PART NO.	DESCRIPTION	QTY
		1 2 3 4	
1	1017187	Retractable Cord Reel	1
2	1017189	Heat Shrink Tube 1.5" X 3"	1
3	102541425	Bolt, M6x1.0x25, Hex Flhd, Blk-I	4
4	102546902	Battery Charger, Onboard, PowerDrive, 48VDC, International (includes items 5 through 21)	1
5	1012098	Bushing, DC Cord	1
6	1012101	Fuse Assembly	1
7	1015914	Rectifier with Heatsink Assembly	1
8	1015917	Bushing, AC Cord	1
9	101828501	Ammeter	1
10	101829001	Cord, AC, 22-Inch (56 cm)	1
11	101838201	Transformer, Export Battery Charger	1
12	101838301	Relay, Export Charger	1
13	101838401	Circuit Breaker	2
14	101838601	Four-Position Switch	1
15	101838701	Mounting Bracket, Relay	1
16	****	Kit, Wire Assembly	1
17	101914401	Assembly, Voltage Suppressor	1
18	N/A	Case, Charger	1
19	102940801	Cord, Dc	1
20	103869401	Control Board, Potted	1
21	7577	Screw, #10 X 0.50 Phillips Pan-Head	12
22	102547201	Charger Support, Prec	2
23	102551701	Insert M6x1.0	2
24	103339901	Insert M6x1.0 Long	2
25	7847	Screw, 1/4-20 X 0.75 Hex-Head Cap	4
26	8233	Locknut, 1/4-20 Nylon Insert	4
27	8990	Tie Wrap, 8" Nylon	2
		**** Special order item available upon request.	
		Note: Items 2 and 27 not shown. Note 2: For wire harness connecting charger to vehicle, see Electrical System section.	

DID YOU KNOW?

CartPros directs you to the right part using the part numbers from this manual. Enter the part number into our search box and it will find the part you are looking for.

**GET STARTED
HERE**

→ <https://CartPros.com/f.html>

16

E

**DID YOU
KNOW?**

CartPros directs you to the right part using the part numbers from this manual. Enter the part number into our search box and it will find the part you are looking for.

**GET STARTED
HERE**

→ <https://CartPros.com/f.html>

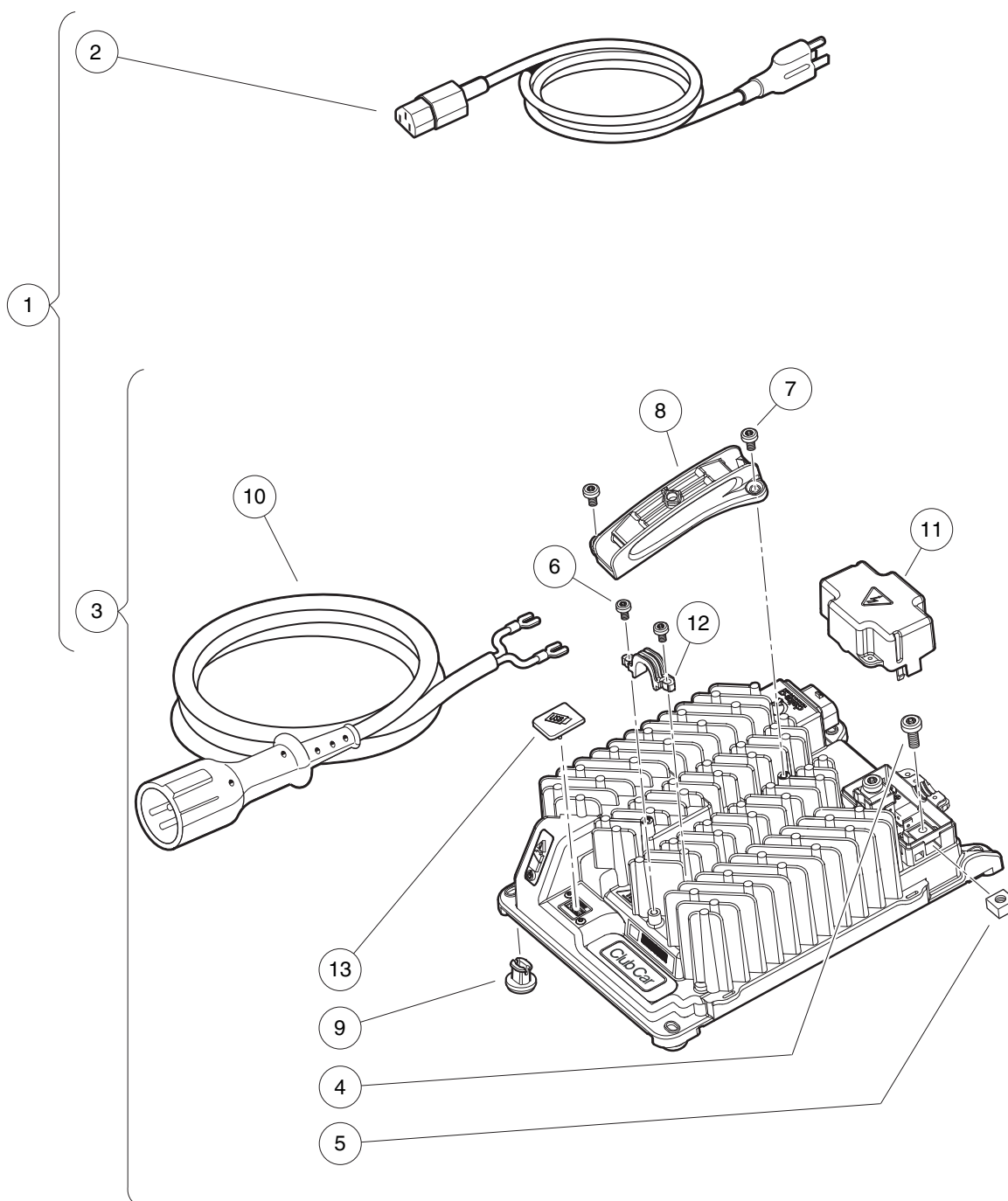
BATTERY CHARGERS – HIGH-FREQUENCY

17

E

17

E



000610-002

BATTERY CHARGER, HIGH-FREQUENCY – U.S./CANADA

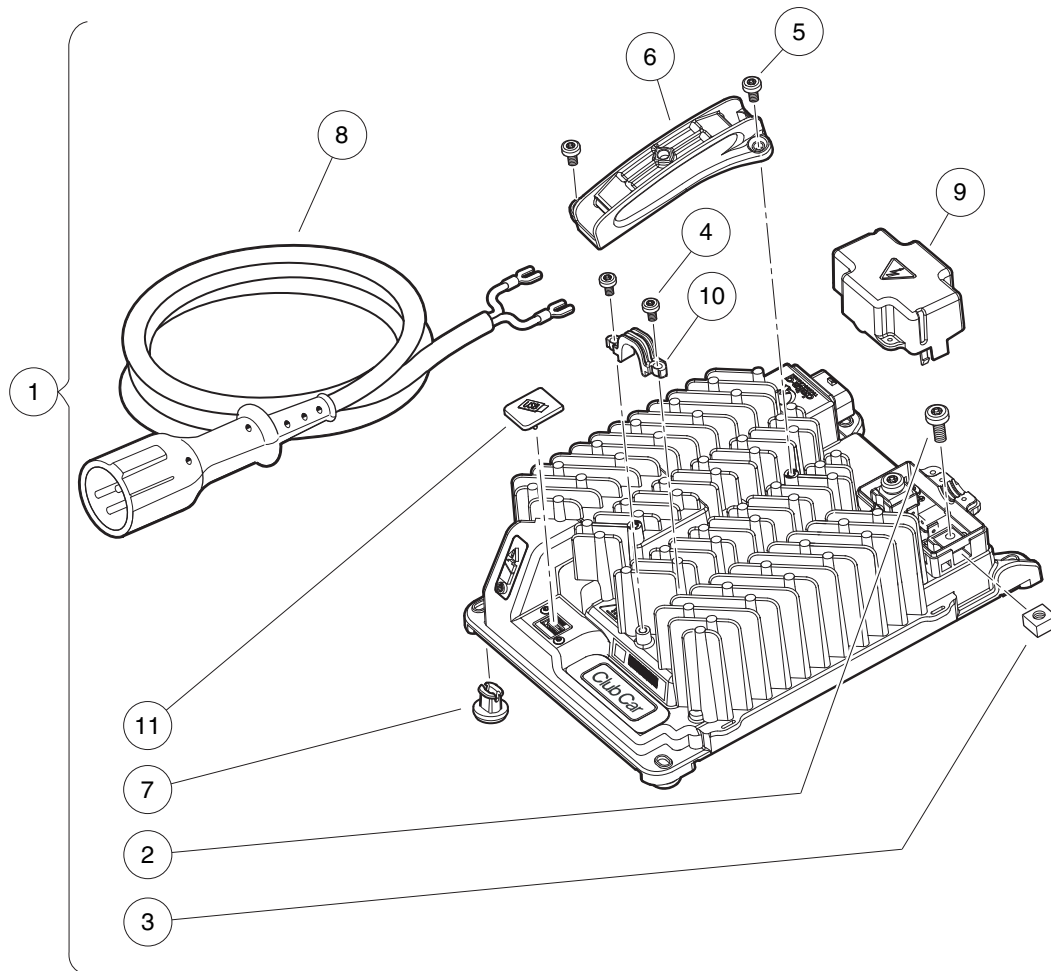
ITEM	PART NO.	DESCRIPTION	QTY
		1 2 3 4	
1	105095201	Charger, High-Freq, Service, 9ft Yel DC, 6ft AC, US/Canada (includes items 2 and 3)	1
2	104024201	Cord, AC, Nema To Iec320, 6ft (1.83 m), U.S./Canada	1
3	104029601	Charger, Asm, High-Freq, 9ft (2.74 m) Yellow DC Cord (includes items 4 through 13)	1
4	104024501	Screw, M6, Torx Head	2
5	104024601	Nut, M6, Square, Captured	2
6	104028901	Screw, M4 X .70, Pan Hd, Torx	2
7	104029001	Screw, M5 X .80, Pan Hd, Torx	2
8	105003601	Handle, Charger, High-Freq	1
9	105003701	Foot, Charger, High-Freq	4
10	105070101	Cord, DC, Yellow, 9ft (2.74 m)	1
11	105092301	Cover, DC Terminal Block, High-Freq Charger	1
12	105093101	Strain Relief, High-Freq, External, Charger	1
13	105123801	Cover, USB	1
<p>Note: This charger includes both an AC cord and DC cord. For additional cord lengths that may be used with this charger, see the Battery Charger Cords page.</p>			

17

E

17

E



000610-003

BATTERY CHARGER, HIGH-FREQ., 2.74 M DC CORD – GLOBAL

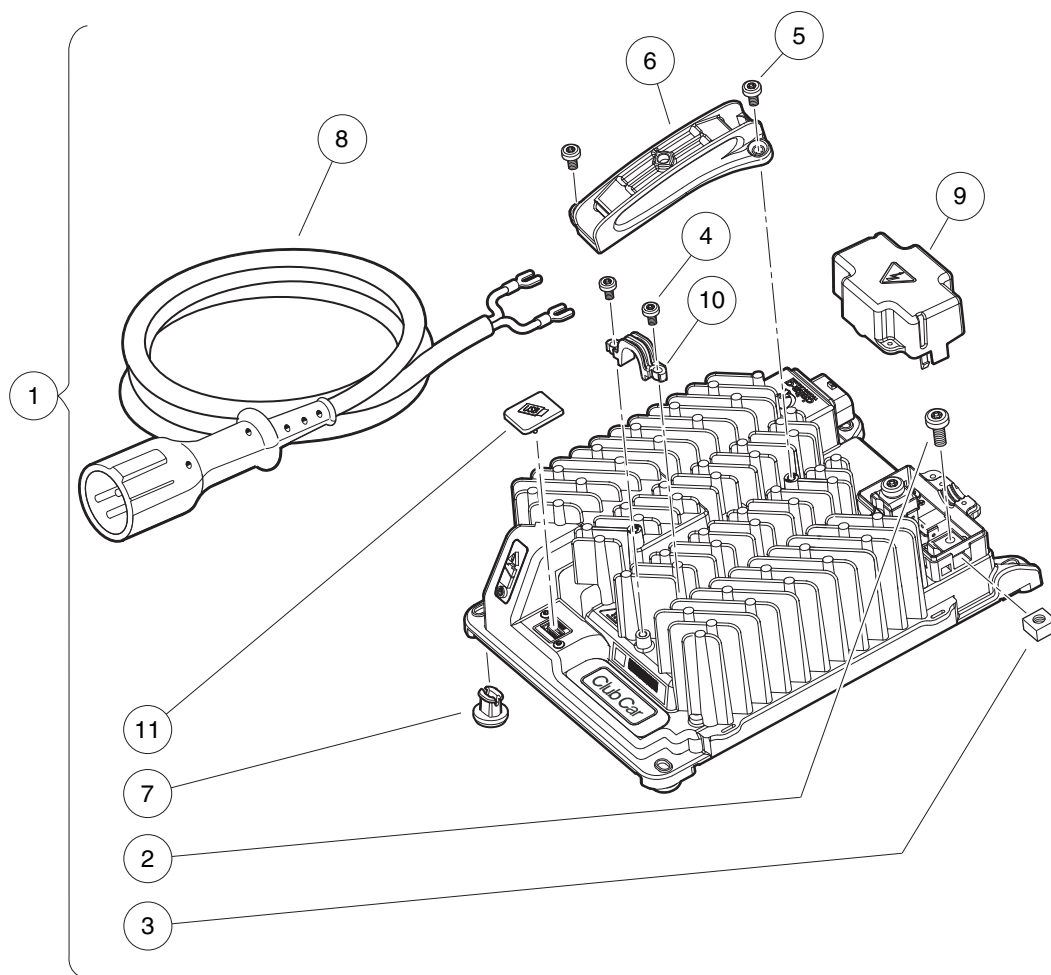
ITEM	PART NO.	DESCRIPTION	QTY
		1 2 3 4	
1	104029601	Charger, Asm, High-Freq, 9ft (2.74 m) Yellow DC Cord (includes items 2 through 11)	1
2	104024501	Screw, M6, Torx Head	2
3	104024601	Nut, M6, Square, Captured	2
4	104028901	Screw, M4 X .70, Pan Hd, Torx	2
5	104029001	Screw, M5 X .80, Pan Hd, Torx	2
6	105003601	Handle, Charger, High-Freq	1
7	105003701	Foot, Charger, High-Freq	4
8	105070101	Cord, DC, Yellow, 9ft (2.74 m)	1
9	105092301	Cover, DC Terminal Block, High-Freq Charger	1
10	105093101	Strain Relief, High-Freq, External, Charger	1
11	105123801	Cover, USB	1
<p>Note: This charger does not include the AC cord. To complete the charger, choose the appropriate type and length of AC cord found on the Battery Charger Cords page.</p>			

17

E

17

E



000610-003

BATTERY CHARGER, HIGH-FREQ., 3.66 M DC CORD – GLOBAL

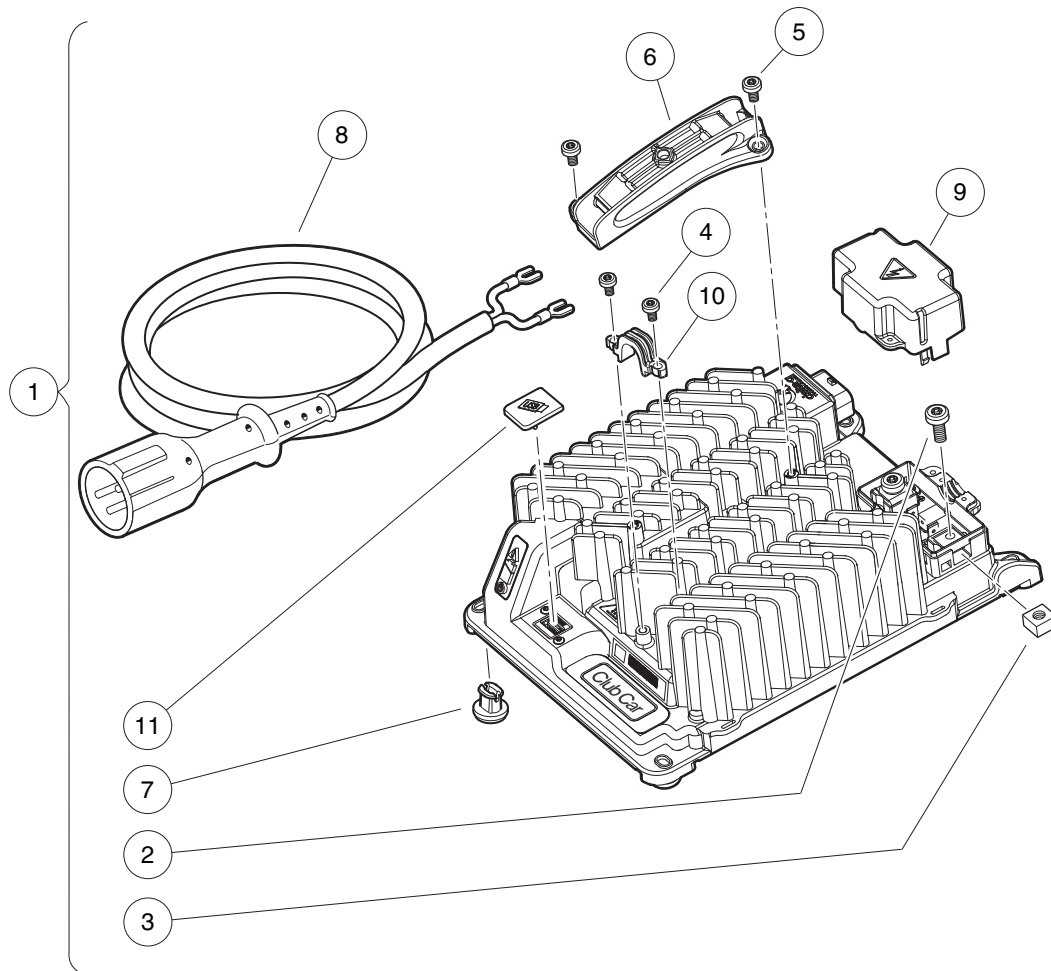
ITEM	PART NO.	DESCRIPTION	QTY
		1 2 3 4	
1	104029602	Charger, Asm, High-Freq, 12ft (3.66 m) Yellow DC Cord (includes items 2 through 11) ..	1
2	104024501	Screw, M6, Torx Head	2
3	104024601	Nut, M6, Square, Captured	2
4	104028901	Screw, M4 X .70, Pan Hd, Torx	2
5	104029001	Screw, M5 X .80, Pan Hd, Torx	2
6	105003601	Handle, Charger, High-Freq	1
7	105003701	Foot, Charger, High-Freq	4
8	105070102	Cord, DC, Yellow, 12ft (3.66 m)	1
9	105092301	Cover, DC Terminal Block, High-Freq Charger	1
10	105093101	Strain Relief, High-Freq, External, Charger	1
11	105123801	Cover, USB	1
<p>Note: This charger does not include the AC cord. To complete the charger, choose the appropriate type and length of AC cord found on the Battery Charger Cords page.</p>			

17

E

17

E



000610-003

BATTERY CHARGER, HIGH-FREQ., 6.1 M DC CORD – GLOBAL

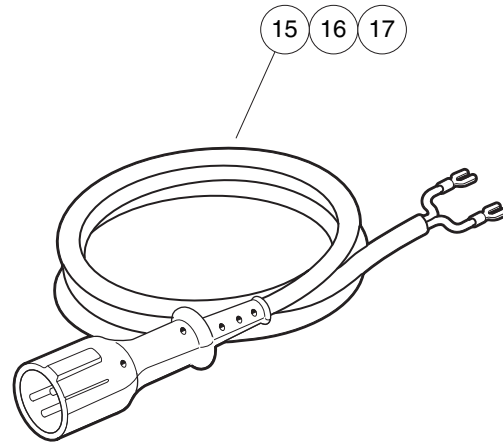
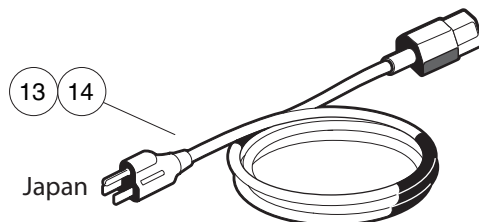
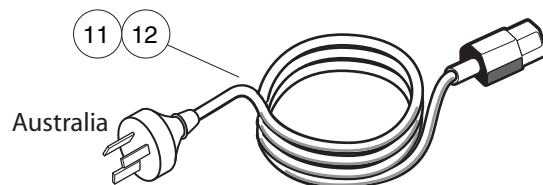
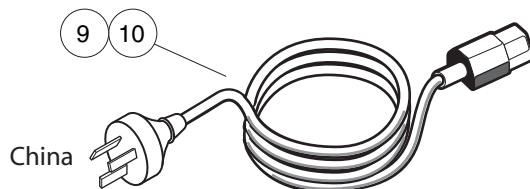
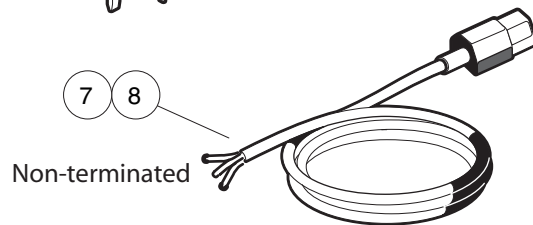
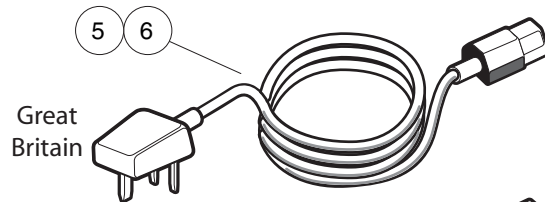
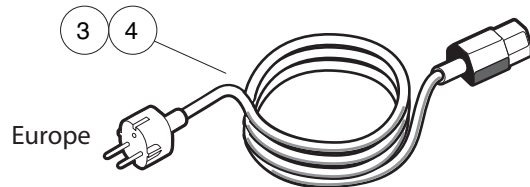
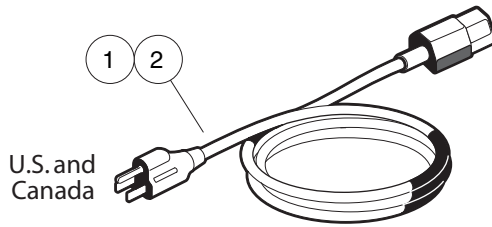
ITEM	PART NO.	DESCRIPTION	QTY
		1 2 3 4	
1	104029603	Charger, Asm, High-Freq, 20ft (6.1 m) Yellow DC Cord (includes items 2 through 11)	1
2	104024501	Screw, M6, Torx Head	2
3	104024601	Nut, M6, Square, Captured	2
4	104028901	Screw, M4 X .70, Pan Hd, Torx	2
5	104029001	Screw, M5 X .80, Pan Hd, Torx	2
6	105003601	Handle, Charger, High-Freq	1
7	105003701	Foot, Charger, High-Freq	4
8	105070103	Cord, DC, Yellow, 20ft (6.1 m)	1
9	105092301	Cover, DC Terminal Block, High-Freq Charger	1
10	105093101	Strain Relief, High-Freq, External, Charger	1
11	105123801	Cover, USB	1
<p>Note: This charger does not include the AC cord. To complete the charger, choose the appropriate type and length of AC cord found on the Battery Charger Cords page.</p>			

17

E

17

E



000610-004

CORDS – BATTERY CHARGER, HIGH-FREQUENCY

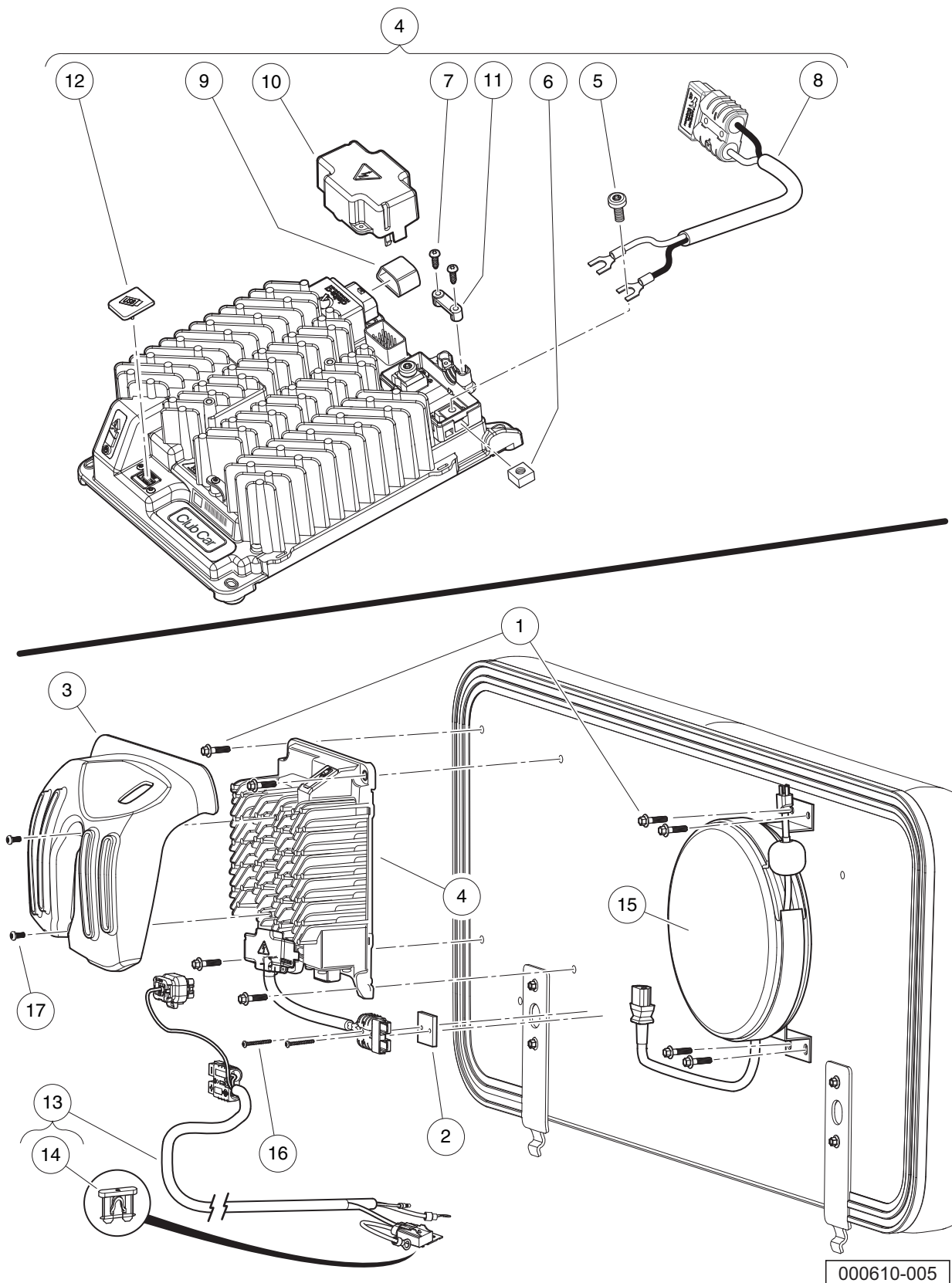
ITEM	PART NO.	DESCRIPTION	QTY
		1 2 3 4	
1	104024201	Cord, AC, Nema To lec320, 6ft (1.83 m), U.S./Canada	A/R
2	104024202	Cord, AC, Nema To lec320, 9ft (2.74 m), U.S./Canada	A/R
3	104024401	Cord, AC, lec320, 6ft (1.83 m), Europe	A/R
4	104024402	Cord, AC, lec320, 9ft (2.74 m), Europe	A/R
5	104028501	Cord, AC, lec320, 6ft (1.83 m), Great Britain	A/R
6	104028502	Cord, AC, lec320, 9ft (2.74 m), Great Britain	A/R
7	104028601	Cord, AC, lec320, 6ft (1.83 m), Non-terminated	A/R
8	104028602	Cord, AC, lec320, 9ft (2.74 m), Non-terminated	A/R
9	105068201	Cord, AC, lec320, 6ft (1.83 m), China	A/R
10	105068202	Cord, AC, lec320, 9ft (2.74 m), China	A/R
11	105068301	Cord, AC, lec320, 6ft (1.83 m), Australia	A/R
12	105068302	Cord, AC, lec320, 9ft (2.74 m), Australia	A/R
13	105068401	Cord, AC, lec320, 6ft (1.83 m), Japan	A/R
14	105068402	Cord, AC, lec320, 9ft (2.74 m), Japan	A/R
15	105070101	Cord, DC, Yellow, 9ft (2.74 m)	A/R
16	105070102	Cord, DC, Yellow, 12ft (3.66 m)	A/R
17	105070103	Cord, DC, Yellow, 20ft (6.1 m)	A/R

17

E

17

E



000610-005

BATTERY CHARGER, HIGH-FREQUENCY – ONBOARD

ITEM	PART NO.	DESCRIPTION	QTY
		1 2 3 4	
1	102541425	Bolt, M6x1.0x25, Hex Flhd, Blk-I	8
2	105082601	Insulation, Thermal	1
3	105082801	Shield, Charger, High-Freq	1
4	105083001	Charger, Asm, High-Freq, Onboard (includes items 5 through 12)	1
5	104024501	Screw, M6, Torx Head	2
6	104024601	Nut, M6, Square, Captured	2
7	104029301	Screw, M3x1.5, Plastic Tapping	2
8	105084401	Cord, DC, Onboard	1
9	105086801	Sleeve, Iec 320 C14	1
10	105092301	Cover, DC Terminal Block, High-Freq Charger	1
11	105094101	Strain Relief, DC Block, High-Freq, Onboard, Charger	1
12	105123801	Cover, USB	1
13	105084301	Harness, Wire, High-Freq Onboard Charger, 4-Pass, Prec (includes item 14)	1
14	102492301	Fuse, 30-Amp	1
15	105084501	Cord Reel, AC, Retractable, High-Freq Charger, Onboard	1
16	105086901	Screw, #6-20 Type Abx1.25 Pan	2
17	105101001	Screw, M5-0.8x10, Torx, Trs	2
Note: Used on 4-passenger vehicle with rear-facing back seat.			

17

E

DID YOU KNOW?

CartPros directs you to the right part using the part numbers from this manual. Enter the part number into our search box and it will find the part you are looking for.

**GET STARTED
HERE**

→ <https://CartPros.com/f.html>

17

E

MAINTENANCE AND SERVICE TOOLS

18

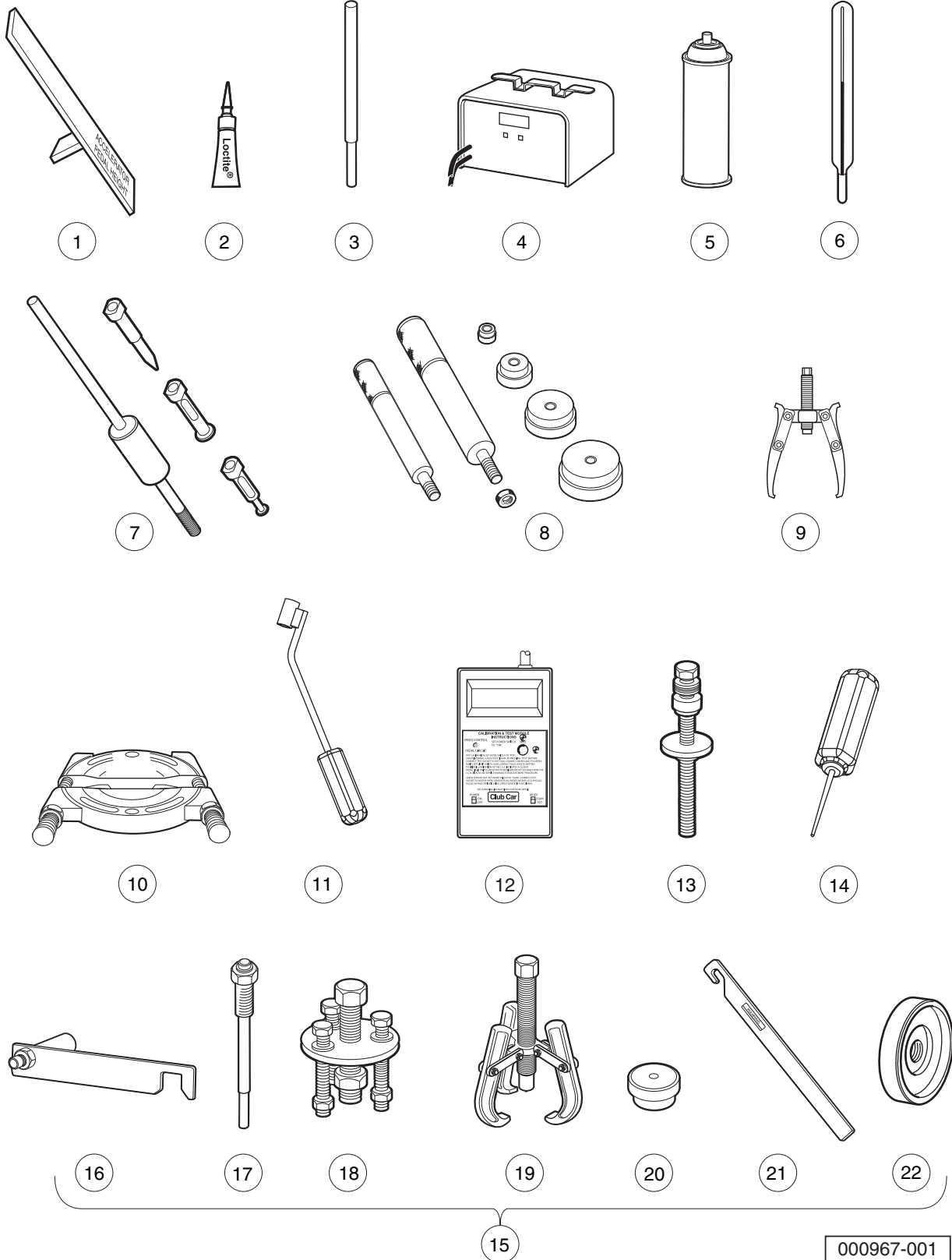
G

E

18

G

E



MAINTENANCE AND SERVICE TOOLS – GOLF

ITEM	PART NO.	DESCRIPTION	QTY GAS	QTY ELEC	18 G E
		<p>1 2 3 4</p> <p>The following tool list includes all tools available from Club Car for maintenance and service procedures for gasoline and electric golf cars, both past and present models. Be sure to carefully examine the tool list for applicability to your vehicle before ordering.</p>			
1	101871001	Accelerator Pedal Adjustment Tool	1	1	
2	101813202	Adhesive, Guide Ring, 3-Gram Tube		1	
3	101641202	Arbor	1		
4	101831901	Battery Discharge Machine, 36/48 Volt		1	
5	1014305	Battery Terminal Protector Spray	1	1	
6	1011767	Battery Thermometer	1	1	
7	1016417	Bearing and Oil Seal Remover Assembly	1	1	
8	1016416	Bearing Driver Set	1	1	
9	1012811	Bearing Puller	1	1	
10	1012812	Bearing Puller Wedge Attachment	1	1	
11	102555501	Brake Cable Release Tool	1	1	
12	101887101	Calibration Test Module		1	
13	101808401	Cam Installation Tool	1		
14	102562401	Charger Bezel Tool		1	
15	1014510	Clutch Tool Kit (includes items 16 - 22)	1		
16	1014498	Clutch Alignment Tool (for pre-unitized transaxle vehicles built prior to 1997 model year)	1		
17	1014496	Drive Clutch Puller (for Kawasaki engines only)	1		
18	1014497	Drive Clutch Hub Puller (for Kawasaki engines only)	1		
19	1014508	Driven Clutch Cam Puller (for Kawasaki engines only)	1		
20	1014507	Driven Clutch Puller Plug (for Kawasaki engines only)	1		
21	1015524	Drive Clutch Holder Tool Assembly (for Kawasaki engines only)	1		
22	101809101	Press Weldment (for Kawasaki engines only)	1		
		Please refer to the maintenance and service manual for proper tool application.			

E



MAINTENANCE AND SERVICE TOOLS – GOLF, CONTINUED

ITEM	PART NO.	DESCRIPTION	QTY GAS	QTY ELEC	18 G E
		1 2 3 4			
23	101831801	Communication Display Module		1	
24	101641002	Compression Gauge and Adapter	1		
25	1011273	Continuity Tester	1	1	
26	1012151	Dry Moly Lubricant	1	1	
27	1016627	Flywheel Puller Kit (for Kawasaki Engines)	1		
28	1016418	Gear Yoke	1	1	
29	101933101	Governor Shaft Installation Tool (for Kawasaki Engine Vehicles)	1		
30	1011478	Hydrometer	1	1	
31	1013593	Internal Retaining Ring Pliers	1	1	
32	102248803	IQ Display Module (IQDM) Kit (IQ System, Excel and IQ Plus vehicles) (includes items 34 and 35)		1	
33	102248804	IQ Display Module (IQDM-P) Kit (IQ System, Excel and IQ Plus vehicles)..... (includes items 34 and 35)		1	
34	102251501	Adaptor, Cable		1	
35	102241502	IQDM Series 2 Cable		1	
36	102241501	IQDM Series 1 Cable (replacement)		1	
37	101928701	Liquid Gasket (transaxle case)	1	1	
38	102243402	Moly-Teflon Lubricant (4-oz. (113-gram) tube)		1	
39	101997201	Paint, Touch-Up – Beige*	1	1	
39	101997207	Paint, Touch-Up – Black*	1	1	
39	101997212	Paint, Touch-Up – Burgundy*	1	1	
39	101997211	Paint, Touch-Up – Classic Blue (Navy)*	1	1	
39	101997205	Paint, Touch-Up – Dark Gray*	1	1	
39	101997209	Paint, Touch-Up – Dark Green*	1	1	
39	101997204	Paint, Touch-Up – Gray*	1	1	
39	101997203	Paint, Touch-Up – Red*	1	1	
39	101997206	Paint, Touch-Up – Royal Blue (Pacific Blue)*	1	1	
39	101997202	Paint, Touch-Up – White*	1	1	
40	102562301	Paint, Precedent Underbody – Gray	1	1	
41	102587201	Paint Pen, Touch-Up, Precedent Underbody – Black	1	1	
		 Please refer to the maintenance and service manual for proper tool application.			
		 * Item 39 is not for use on Surlyn® body material, which is used on Precedent vehicles.			

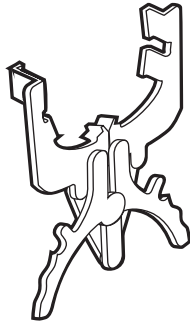
18

G

E



42




43



44



45




46



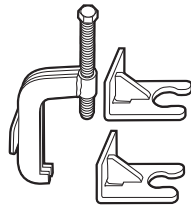
47



48



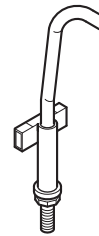
49



50



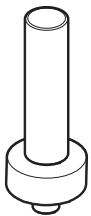
51



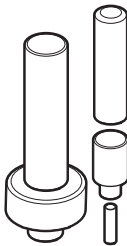
52



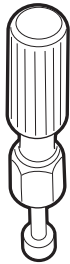
53



54



55



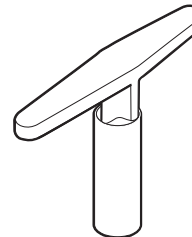
58



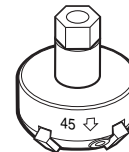
59



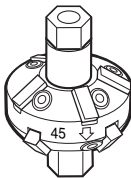
60



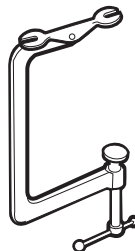
61



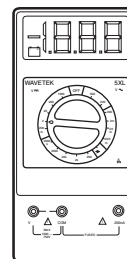
62



63



64



65

000969-001

MAINTENANCE AND SERVICE TOOLS – GOLF, CONTINUED

ITEM	PART NO.	DESCRIPTION	QTY GAS	QTY ELEC	18 G E
		1 2 3 4			
42	1016414	Piston Ring Compressor Kit (FE290, FE350 and FE400 engines)	1		
43	1016415	Piston Ring Pliers (for Kawasaki Engines)	1		
44	1012549	Retaining Ring Pliers, 45° External	1	1	
45	1012560	Retaining Ring Pliers, 90° Internal	1	1	
46	101823101	Safety First Card (50 per pack)	1	1	
47	1012809	Seal Puller	1	1	
48	1014264	Steering Column Bearing Press Tool	1	1	
49	1014259	Steering Column Retaining Ring Tool	1	1	
50	102061201	Steering Wheel Puller Tool	1	1	
51	AM10753	Tachometer (includes gasoline engine pick up lead only)	1		
52	102570401	Tool, Tensioning, Starter Generator (For Precedent vehicles)	1		
53	1014162	Transaxle Axle Seal Tool	1		
54	1014161	Transaxle Pinion Seal Tool	1		
55	1014115	Transmission Tool Kit	1		
56	101611003	Tune-Up Kit, DS (for FE290/350 Engines) (includes air filter, spark plug, oil filter, fuel filters) (not shown)	1		
57	AM1220301	Tune-Up Kit, Precedent (for FE290/350 Engines) (includes air filter, spark plug, oil filter, fuel filters) (not shown)	1		
58	1016413	Valve Clearance Adjuster Screw Holder (for FE290 engines only)	1		
59	101641201	Valve Guide Reamer (FE290, FE350, and FE400 only)	1		
60	1016552	Valve Seat Cutter Guide	1		
61	1016551	Valve Seat Cutter T-Wrench	1		
62	1016553	Valve Seat Cutter, 45° (32 mm diameter) (for FE290 engines only)	1		
63	1016554	Valve Seat Cutter, 45°/30° (35 mm diameter)	1		
64	101641101	Valve Spring Compressor	1		
65	1011480	Volt Ohm Meter	1	1	
Please refer to the maintenance and service manual for proper tool application.					

DID YOU KNOW?

CartPros directs you to the right part using the part numbers from this manual. Enter the part number into our search box and it will find the part you are looking for.

**GET STARTED
HERE**



<https://CartPros.com/f.html>

INDEX

Part Number and Page

AM10753	18-7	1012505	6-3, 12-3, 13-3	1014288	10-3
AM10079	6-3, 12-3, 13-3	1012528	9-3, 12-19, 13-17	1014304	12-13, 12-15, 13-11, 13-13
AM10419	10-5	1012549	18-7	1014305	18-3
AM10682	2-3	1012560	18-7	1014375	6-21
AM1232301	7-5	1012565	5-3, 5-5	1014413	1-15, 8-13
AM1263401	2-5	1012566	5-3, 5-5	1014453	10-3
CCX8506	16-3, 16-5, 16-15	1012571	7-15	1014454	10-5
183	10-3, 11-3	1012594	6-11	1014496	18-3
332	9-3	1012649	8-3	1014497	18-3
334	7-15, 10-3	1012809	18-7	1014498	18-3
451	9-3, 14-3	1012811	18-3	1014507	18-3
705	7-15	1012812	18-3	1014508	18-3
706	5-13	1012830	6-19, 8-11, 9-3	1014510	18-3
808	10-3	1012836	10-5	1014555	5-15, 5-17, 5-19, 12-13, 12-15, 13-11, 13-13
1241	6-19, 9-3	1012987	6-11	1014727	6-11
1242	4-5, 6-19, 6-21	1013042	5-9	1014807	6-11
1624	6-19	1013061	11-3	1014902	1-43, 1-45, 1-47
7174	6-19, 8-11, 9-3	1013164	5-15, 5-17, 5-19	1014947	12-19, 13-17
7310	2-3, 2-5	1013589	6-11	1015064	6-11
7330	15-3	1013590	6-11	1015137	8-9
7335	15-3	1013591	6-11	101524002	6-19
7336	15-3	1013593	18-5	1015332	7-3
7577	16-5, 16-7, 16-11, 16-15, 16-17	1013609	6-21	1015524	18-3
7847	9-3, 16-15, 16-17	1013687	8-3	1015583	5-15, 5-17, 5-19
7893	6-21	1013700	8-11	1015649	7-3
8057	6-11	1013734	9-3, 12-19, 13-17	1015814	9-3
8058	6-11	1013746	8-9	101584502	8-11
8233	11-3, 16-15, 16-17	1013794	15-3	101587704	8-3
8450	10-3	1013924	4-3, 7-15	1015914	16-5, 16-7, 16-11, 16-15, 16-17
8639	13-7	1014007	11-3	1015917	16-5, 16-7, 16-15, 16-17
8717	6-11, 11-3	1014049	10-3	1015932	6-19
8745	5-13	1014050	10-3	1015969	7-3
8754	6-19	1014051	10-3	1016074	6-19
8990	1-33, 5-9, 13-7, 16-15, 16-17	1014052	10-3	1016103	8-9
1010145	5-15, 5-17, 5-19	1014055	10-3	101611003	18-7
1010434	1-21, 1-39, 1-41, 1-43, 1-45, 1-47, 4-7, 4-9, 4-11, 4-13, 12-15, 13-13	1014056	10-3	1016154	5-3, 5-5
1010577	7-15	1014057	10-3	1016201	10-3
1010829	4-5	1014058	10-3	1016203	10-3
1010954	6-11	1014059	10-3	1016214	5-3, 5-5
1010958	12-13, 12-15, 13-11, 13-13	1014062	10-3	1016289	10-3
1010984	2-3	1014063	10-3	101641002	18-5
1011273	18-5	1014065	6-11, 10-3	101641101	18-7
1011415	5-15, 5-17, 5-19	1014070	10-5	101641201	18-7
1011478	18-5	1014072	10-5	101641202	18-3
1011480	18-7	1014078	10-5	1016413	18-7
1011697	7-15, 8-9, 8-11	1014080	10-5	1016414	18-7
1011767	18-3	1014089	6-11	1016415	18-7
1012098	16-3, 16-5, 16-7, 16-11, 16-15, 16-17	1014115	18-7	1016416	18-3
1012101	16-5, 16-7, 16-11, 16-15, 16-17	1014145	6-11	1016417	18-3
1012151	18-5	1014153	4-3	1016418	18-5
1012180	5-15, 5-17, 5-19	1014161	18-7	101642580	8-7
1012285	8-11	1014162	18-7	101642582	8-7
1012295	6-21	1014201	14-3	101642585	8-7
1012431	6-11	1014259	18-7	1016429	7-7
		1014264	18-7	1016432	7-7
		1014287	10-3		

INDEX

1016436	7-9	1016562	7-5, 7-13	1017486	7-3
1016437	8-7	1016563	7-9	1017487	7-11
1016438	8-9	1016564	7-11	1017490	7-5
1016440	7-9, 8-9	1016566	7-9	1017501	7-13
1016441	8-9	1016569	7-9	1017502	7-13
1016444	8-9	1016570	7-7	1017503	7-13
1016449	7-9	1016571	7-13	1017504	7-11
1016450	7-9	1016572	8-9	1017507	7-7
1016451	7-9	1016576	7-7	1017508	7-11
1016452	7-9	1016578	7-5	1017510	7-13
1016453	7-11	1016581	7-7	1017512	7-13
1016454	7-11	1016582	8-9	1017513	7-11
1016455	7-5	1016583	7-9	1017514	7-11
1016456	7-3	1016584	7-11	101751801	7-11
1016457	7-7	1016585	8-7	101751802	7-11
1016458	7-9	1016587	7-5	101751803	7-11
1016470	7-13	1016588	7-5	1017686	10-5
1016472	7-11	1016627	18-5	1017689	9-3
1016473	7-7	1016630	6-3	101773301	7-13
1016474	7-9	1016801	10-3	101773302	7-13
1016479	7-9	1016849	6-3, 12-3, 13-3	101773303	7-13
101648102	8-9	1016851	6-3, 12-3, 13-3	101773304	7-13
101648203	7-7	1016883	6-19	101773305	7-13
1016483	7-9	1016904	7-9, 9-3	101773306	7-13
1016486	8-7	101705701	1-43, 1-45, 1-47, 3-9	101773307	7-13
1016489	7-9	1017082	11-3	101773308	7-13
101649002	8-9	1017187	16-15, 16-17	101773309	7-13
1016494	7-11	1017189	16-15, 16-17	101773310	7-13
1016496	7-11	1017235	1-43, 1-45, 1-47, 5-19	101773311	7-13
1016499	8-7	1017434	7-9	101791101	4-3
1016501	8-7	1017442	7-7	101802201	16-5
1016502	7-7	1017444	7-9	101802202	16-5
1016506	7-11	1017445	7-9	101802203	16-5
1016507	7-3	1017448	7-5	101808401	18-3
1016510	7-11	101744901	7-13	101809101	18-3
1016517	7-9	101744902	7-13	101811401	1-15, 8-13
1016519	7-9	1017450	7-13	101813202	18-3
1016521	7-11	101745101	7-13	101815501	4-3
1016531	7-3	101745102	7-13	101815502	4-3
1016535	7-11	1017453	7-13	101816501	4-3
1016537	7-7	1017454	7-9	101816502	4-3
1016538	7-11	1017455	7-5	101819701	16-5, 16-15
1016539	7-3	1017456	7-7	101820201	8-9
1016541	7-13	101745701	7-13	101823101	18-7
1016542	7-9	101745702	7-13	101823201	4-3
1016544	7-5, 7-9, 7-11	1017458	7-7	101823801	4-3
1016545	7-9	1017460	7-7	101823901	4-3
1016546	8-11	1017461	8-7	101825101	3-3, 3-5
1016547	7-3, 7-13, 8-9	1017463	7-5	101827101	7-15
1016549	7-9	1017466	8-9	101828301	16-5
1016551	18-7	1017471	7-13	101828501	16-5, 16-7, 16-11, 16-15, 16-17
1016552	18-7	1017472	7-11	101828801	16-5
1016553	18-7	1017473	7-9	101828802	16-5
1016554	18-7	1017474	7-3	101828901	16-5, 16-7, 16-11
1016560	7-9	1017475	7-3	101828902	16-5, 16-7, 16-11
1016561	7-5	1017476	7-3	101828903	16-5



INDEX

101829001	16-15, 16-17	101923001	15-3	102243403	14-3
101830701	6-3, 12-3, 13-3	101923201	15-3	102248803	18-5
101831101	16-5	101923501	15-3	102248804	18-5
101831504	16-7	101923701	15-3	102251501	18-5
101831701	16-7	101923901	15-3	102273701	16-3
101831702	16-7	101925601	10-3	102273801	16-3
101831801	18-5	101928701	15-3, 18-5	102273901	16-3
101831901	18-3	101929802	10-3	102279104	1-23
101832001	13-7	101933101	18-5	102287101	5-11
101832202	8-11	101942301	14-3	102287601	5-11
101832302	8-11	101954301	1-19	102287701	5-11
101832701	7-15	101956202	16-11	102288101	5-11, 5-13
101833101	7-15	101958201	16-11, 16-13	102288201	5-13
101833401	10-5	101958301	16-11, 16-13	102288401	5-13
101833902	10-3	101960501	3-3, 6-17	102288901	5-11
101834001	10-5	101963401	7-15	102289001	5-9
101834502	6-3, 12-3, 13-3	101972001	18-5	102289101	5-13
101834601	7-15	101972002	18-5	102289201	5-13
101834801	11-3	101972003	18-5	102289401	5-11
101836201	10-5	101972004	18-5	102289501	5-11, 5-13
101837301	6-17	101972005	18-5	102289601	5-11
101838201	16-7, 16-17	101972006	18-5	102289701	5-11
101838301	16-7, 16-17	101972007	18-5	102289801	5-13
101838401	16-7, 16-11, 16-17	101972009	18-5	102289901	5-11
101838501	16-7	101972011	18-5	102290120	5-3, 5-5, 5-7
101838601	16-7, 16-11, 16-17	101972012	18-5	102292101	1-3
101838701	16-7, 16-15, 16-17	101972101	15-3	102292201	4-7, 4-9, 4-11, 4-13
101841701	16-15	101972201	15-3	102292356	1-11, 1-13, 12-13, 12-15, 13-11, 13-13
101850301	5-3, 5-5	101973101	8-7	102292701	1-13, 1-23
101851101	6-3, 12-3, 13-3	101973301	8-7	102292801	4-5
101856001	12-11, 13-9	101973401	8-9	102296020	1-7, 6-21, 8-3, 8-13
101856201	1-15, 8-13	101973501	16-11	102296040	6-11, 6-21
101865805	12-15, 13-13	101979101	6-11	102296140	1-25, 1-27, 1-29
101871001	18-3	101987501	16-11	102296401	1-25, 1-27, 1-29
101884801	7-15	101998501	1-19	102296530	1-21, 1-39, 1-43, 1-45, 1-47
101886101	11-3	102003201	8-3	102296601	1-23
101887101	18-3	102022601	5-9	102296716	12-19, 13-17
101887601	7-3, 8-9	102061201	18-7	102296819	1-11
101895401	15-3	102065901	7-15	102296920	6-11, 12-11, 13-9
101895501	15-3	102155801	10-5	102297001	1-11
101897001	15-3	102186001	14-3	102297125	8-13
101897201	15-3	102186101	14-3	102297230	1-21, 1-23, 8-5
101897401	15-3	102186201	14-3	102297901	4-5
101897601	15-3	102186301	14-3	102298020	1-13, 12-13, 12-15, 12-19, 13-11, 13-13
101898001	6-21	102186401	14-3	102298030	1-15, 1-17, 1-23, 1-39, 4-7, 4-9, 4-11, 4-13
101903601	15-3	102186701	14-3	102298116	5-7
101903701	15-3	102186901	14-3	102298130	5-7
101906901	15-3	102187101	14-3	102298170	5-15, 5-17, 5-19
101908401	12-11, 13-9	102187201	14-3	102298175	5-15, 5-17, 5-19
101914401	16-5, 16-7, 16-15, 16-17	102196901	12-3, 13-3	102298185	5-15, 5-17, 5-19
101916101	7-3	102235201	14-3	102298240	1-21, 1-39
101916301	7-5	102240501	12-19, 13-17	102298401	1-3, 1-5, 1-31, 1-33, 5-15, 5-17, 5-19
101916701	6-19, 10-3	102241501	18-5	102298580	1-3, 5-15, 5-17, 5-19
101920101	14-3	102241502	18-5		
101922101	15-3	102242101	10-5		
101922201	15-3	102243402	18-5		

INDEX

102298601	1-3, 1-41, 5-15, 5-17, 5-19	102508401	12-11, 13-9	102551701	16-15, 16-17
102298716	1-13, 1-23	102508601	12-3, 13-3	102551901	4-5
102298720	1-41, 1-43, 1-45, 1-47	102508701	12-3	102552001	4-5
102298745	1-39, 1-41, 1-43, 1-45, 1-47	102508901	1-25	102554901	6-11, 13-7
102298995	1-3	102508902	1-27	102555501	18-3
102299065	1-9, 1-31, 1-33, 1-37	102508903	1-29	102555901	3-5
102299360	1-31, 1-33	102510001	12-3	102556701	2-5
102299601	1-31, 1-33	102511101	12-11, 13-9	102556801	2-5
102336001	8-11	102511601	1-25	102557201	1-11
102353201	5-13	102511602	1-27	102558201	8-13
102353301	5-13	102511603	1-29	102558301	8-13
102353401	5-13	102511702	1-15	102558401	8-13
102355301	6-21	102512001	6-11	102558501	8-13
102356601	15-3	102513501	1-31, 1-33	102558601	8-13
102356801	15-3	102514201	8-3	102558701	8-13
102357001	15-3	102514401	1-15, 8-13	102559401	4-7, 4-9, 4-11, 4-13
102357701	5-13	102514602	6-11	102559701	4-7, 4-9, 4-11, 4-13
102400002	1-31, 1-33, 1-37	102514701	8-3	102559901	2-3
102400102	1-31, 1-33, 1-37	102515001	6-3, 6-9	102562301	18-5
102400202	1-9	102515101	6-3	102562401	18-3
102400302	1-9	102515401	11-3	102565201	5-9
102406701	8-3	102515501	6-11	102566001	5-9
102430901	7-13	102515601	6-11	102569302	2-3
102491501	12-13, 12-15, 13-11, 13-13	102516901	1-17	102569311	2-3
102492301	13-7, 17-13	102517001	1-21	102570401	18-7
102500801	4-7, 4-9, 4-11, 4-13	102517801	3-3	102570905	1-43
102501402	1-23	102517901	3-3	102570906	1-45
102501501	1-7	102519301	3-3, 3-5	102570907	1-47
102502301	1-23	102521301	8-13	102571202	12-15, 13-13
102502302	1-23	102521401	8-13	102572401	12-3, 13-3
102502304	1-23	102521901	1-13	102573101	1-39, 1-43, 1-45, 1-47
102502305	1-23	102522901	6-3, 12-3, 13-3	102581201	1-37
102502306	1-23	102526201	11-3	102584701	1-41, 1-43, 1-45, 1-47
102502307	1-23	102531001	1-41, 1-43, 1-45, 1-47	102584801	1-41, 1-43, 1-45, 1-47
102502308	1-23	102531402	1-41, 1-43, 1-45, 1-47	102585901	9-3
102502309	1-23	102531502	1-39, 1-43, 1-45, 1-47	102587201	18-5
102502311	1-23	102534201	1-5, 1-41, 1-43, 1-45, 1-47	102588301	8-13
102502313	1-23	102534404	1-7	102588501	5-15, 5-17, 5-19
102502401	1-7	102534801	1-43, 1-45, 1-47, 5-19	102588601	5-11
102502402	1-7	102536601	6-3, 12-3, 13-3	102594301	4-5
102502404	1-7	102536602	6-3	102594801	4-7, 4-9, 4-11, 4-13
102502405	1-7	102536603	12-3, 13-3	102594901	4-7, 4-9, 4-11, 4-13
102502406	1-7	102536604	6-3	102595101	8-11
102502407	1-7	102536605	12-3, 13-3	102595201	4-7, 4-9, 4-11, 4-13
102502408	1-7	102538601	12-9, 12-11, 13-7, 13-9	102595301	4-7, 4-9, 4-11, 4-13
102502409	1-7	102540301	7-15	102595401	4-7, 4-9, 4-11, 4-13
102502411	1-7	102540601	2-5	102595502	4-7, 6-5
102502413	1-7	102540701	2-5	102595901	4-7, 4-9, 4-11, 4-13
102502501	1-7	102540901	3-3	102596001	4-7, 4-9, 4-11, 4-13
102504001	1-21	102541425	1-37, 1-39, 1-43, 1-45, 1-47, 16-15, 16-17, 17-13	102596301	4-9, 4-11, 4-13
102504201	1-21	102543902	1-9	102621501	1-37
102504301	1-21	102544201	1-9, 1-31, 1-33, 1-37	102704701	14-3
102505701	1-3, 5-11	102546901	16-15	102704801	14-3
102506401	5-15, 5-17, 5-19	102546902	16-17	102704901	14-3
102507801	1-3	102547201	16-15, 16-17	102711001	6-17
102508202	1-17			102753401	7-9

**INDEX**

102771701	15-3	102901001	11-5	103380202	4-3
102803301	6-21	102901101	11-5	103384601	3-7
102838401	7-5	102901201	11-7	103384701	3-7
102838701	6-17	102901301	11-7	103384801	3-7
102838801	6-17	102901401	11-7	103386201	7-3
102838901	6-17	102901501	11-7	103388501	5-11
102839001	6-17	102901601	11-7	103395505	12-17, 13-15
102839301	6-17	102901701	11-7	103397901	16-5, 16-15
102841101	6-17	102901801	11-7	103402701	1-11
102844501	6-17	102901901	11-7	103403402	12-19
102844601	6-17	102902001	11-7	103414901	16-5, 16-15
102844701	6-17	102902101	11-7	103421801	12-9
102865101	8-3	102902201	11-7	103428501	16-3
102865901	12-19, 13-17	102902301	11-7	103428601	16-3
102878201	5-13	102902401	11-7	103428701	16-3
102886301	15-3	102902501	11-7	103429001	16-3
102886401	15-3	102902601	11-7	103429101	16-3
102886501	15-3	102902701	11-7	103429201	16-3
102886601	15-3	102902801	11-7	103429301	16-3
102897201	11-5	102915601	1-11	103429501	16-3
102897301	11-5	102940801	16-15, 16-17	103429701	16-3
102897401	11-3	102956201	5-11, 5-13	103434001	16-3
102897601	11-3	102958001	12-17, 13-15	103439901	16-3
102897701	11-5	102967901	1-23	103459104	2-3
102897801	11-3	103010101	8-3	103470701	8-3
102897901	11-3	103196001	1-31, 1-33, 1-37	103483101	4-3
102898001	11-5	103199301	1-31, 1-37	103483102	4-3
102898101	11-5	103200301	1-31, 1-33	103483201	4-3
102898201	11-3	103205101	1-25, 1-27, 1-29	103483401	4-3
102898301	11-5	103210101	1-25, 1-27, 1-29	103483601	4-3
102898401	11-5	103286201	1-35	103483701	4-3
102898501	11-5	103286202	1-35	103496801	6-21
102898601	11-5	103286203	1-35	103507101	8-9
102898701	11-5	103325001	1-5	103510602	12-17, 13-15
102898801	11-5	103327601	1-21	103513001	16-3
102898901	11-5	103330601	1-5	103517401	16-3
102899001	11-5	103339901	16-15, 16-17	103528701	4-5
102899101	11-3	103345701	10-3	103528702	4-5
102899201	11-3	103347101	6-17	103535001	4-5
102899301	11-5	103347301	6-17	103536501	6-15
102899401	11-3	103347601	6-17	103572501	14-3
102899501	11-5	103347701	6-17	103615601	7-9
102899601	11-5	103347801	6-17	103615801	7-13
102899701	11-3	103347901	6-17	103615901	7-9, 7-11
102899801	11-3	103357701	12-13, 12-15, 13-11, 13-13	103616401	7-11
102899901	11-5	103367901	12-19, 13-17	103616501	7-5
102900001	11-3	103368301	12-13, 12-15, 13-11, 13-13	103616601	7-5
102900101	11-3	103368401	12-13, 12-15, 13-11, 13-13	103616701	7-5
102900201	11-3	103372101	8-3	103616901	8-7
102900301	11-3	103372401	8-5	103624601	1-43, 1-45, 1-47
102900401	11-5	103374801	12-13, 12-15, 13-11, 13-13	103624602	1-43, 1-45, 1-47
102900501	11-5	103375301	12-13, 12-15, 13-11, 13-13	103638601	5-13
102900601	11-3	103375402	13-7	103638701	5-13
102900701	11-5	103375702	12-9, 13-7	103638702	5-13
102900801	11-7	103379601	6-11	103638801	5-13
102900901	11-3	103380201	4-3	103638901	1-3

INDEX

103639401	12-19	103850401	4-13	104005901	12-17, 13-15
103647402	12-13, 12-15, 13-11, 13-13	103853121	1-21, 1-39, 1-43	104006001	12-17, 13-15
103647403	12-13, 12-15, 13-11, 13-13	103853122	1-21, 1-39, 1-45	104006101	12-17, 13-15
103653001	1-39, 1-43, 1-45, 1-47	103853124	1-21, 1-39, 1-47	104008001	1-25
103653201	1-37	103853125	1-21, 1-39	104008002	1-27
103678001	1-13	103854301	8-3	104008003	1-29
103678101	1-13	103854501	8-3	104008501	1-31
103678502	6-17	103862401	8-3	104008502	1-33
103679701	5-9	103866801	1-39	104008901	1-31
103683001	1-13	103866802	1-39	104008902	1-33
103694501	2-3	103866901	1-39, 1-43, 1-45, 1-47	104023201	13-7
103699401	1-21	103866902	1-39, 1-43, 1-45, 1-47	104023421	1-19
103711001	5-13	103869401	16-15, 16-17	104023422	1-19
103717001	16-3	103874201	11-3	104023424	1-19
103717002	16-3	103881201	1-33	104023425	1-19
103717003	16-3	103882001	11-5	104024001	13-7
103724501	5-5	103882101	11-3	104024201	17-3, 17-11
103724503	5-3	103882301	11-3	104024202	17-11
103724601	5-3, 5-5	103887901	7-7	104024401	17-11
103724901	5-3, 5-5	103896601	8-3	104024402	17-11
103725601	1-33	103905201	8-3	104024501	17-3, 17-5, 17-7, 17-9, 17-13
103725701	1-37	103921601	5-15, 5-17, 5-19	104024601	17-3, 17-5, 17-7, 17-9, 17-13
103742301	5-17	103921602	5-15, 5-17, 5-19	104028501	17-11
103742302	5-15	103922401	1-41, 1-43, 1-45, 1-47	104028502	17-11
103742303	1-43, 1-45, 1-47, 5-19	103924801	12-9, 13-7	104028601	17-11
103750001	1-31, 1-33, 1-37	103926401	1-13	104028602	17-11
103750101	1-31, 1-33, 1-37	103926601	1-3	104028901	17-3, 17-5, 17-7, 17-9
103756401	8-5	103929301	1-21	104029001	17-3, 17-5, 17-7, 17-9
103765601	12-13, 12-15, 13-11, 13-13	103929302	1-21	104029301	17-13
103774701	12-17, 13-15	103934901	2-5	104029601	17-3, 17-5
103774801	1-33	103935001	2-5	104029602	17-7
103775201	1-33	103943201	6-11	104029603	17-9
103775601	1-33	103943401	12-5, 13-5	105003601	17-3, 17-5, 17-7, 17-9
103777601	4-7, 4-9, 4-11, 4-13, 6-5	103944301	8-3	105003701	17-3, 17-5, 17-7, 17-9
103779601	16-3	103951001	2-3	105005001	13-17
103781101	8-3	103951002	2-3	105049001	5-7
103783001	3-5, 5-3, 5-5	103951007	2-3	105068201	17-11
103783002	3-3, 5-3, 5-5	103952901	1-21	105068202	17-11
103783003	5-3	103953301	6-17	105068301	17-11
103793001	12-13, 12-15, 13-11, 13-13	103964002	8-3	105068302	17-11
103794501	8-5	103964901	5-15, 5-17, 5-19	105068401	17-11
103796701	5-3	103965001	5-15, 5-17, 5-19	105068402	17-11
103810201	5-7	103974815	4-7	105068601	5-7
103812901	1-23	103974821	4-9, 4-11	105070101	17-3, 17-5, 17-11
103813001	1-23	103974901	4-7, 4-9, 4-11, 4-13	105070102	17-7, 17-11
103816401	1-37	103975011	4-13	105070103	17-9, 17-11
103816402	1-37	103975901	1-3	105082601	17-13
103816601	1-7	103976801	16-9	105082801	17-13
103826201	5-9	103976901	16-13	105083001	17-13
103826301	5-9	103978302	12-19	105084301	17-13
103832901	1-19	103978801	1-21	105084401	17-13
103833601	1-19	103982301	13-17	105084501	17-13
103833701	1-19	103990501	1-3	105086801	17-13
103833801	1-19	103990601	1-3	105086901	17-13
103833901	1-19	103991501	13-3	105092301	17-3, 17-5, 17-7, 17-9, 17-13
103850301	12-9	103993901	13-3	105093101	17-3, 17-5, 17-7, 17-9

INDEX

105094101 17-13
105095201 17-3
105101001 17-13
105101221 1-39, 1-43
105101222 1-39, 1-45
105101224 1-39, 1-47
105101225 1-39
105116301 12-5, 13-5
105123801 17-3, 17-5, 17-7, 17-9, 17-13
105137401 13-7
4 pass conversion kit, beige 1-43
4 pass conversion kit, gray 1-47
4 pass conversion kit, white 1-45
96704416 7-15

A

A-arm, three-piece 5-11
absorber, front shock 5-11
absorber, rear shock 5-15, 5-17, 5-19
AC cord 16-3, 16-5, 16-7, 16-11, 16-13, 16-15, 16-17, 17-3, 17-11
AC cord bushing 16-3
AC cord receptacle 16-11
accelerator cable 8-11
accelerator pedal 4-7, 4-9, 4-11, 4-13, 6-5
accelerator pedal adjustment tool 18-3
access panel 1-23
adapter
 cable (IQDM) 18-5
adhesive, guide ring 18-3
air filter 8-13
air filter canister evacuation valve 8-13
air intake assembly 8-13
air intake cover 8-13
air intake hose 8-13
AM1220301 18-7
ammeter 16-3, 16-5, 16-7, 16-11, 16-15, 16-17
arbor 18-3
arm
 governor 11-3
 rocker 7-9
armature 14-3
armrest 1-19
assembly
 brake lever 4-3
 connecting rod 7-13
 cylinder head 7-9
 drive hub 10-3
 driven clutch 10-5
 driven clutch fixed-face 10-5
 float 8-7
 frame and field (motor) 14-3
 fuel cap 8-3
 fuel pump 8-3
 governor 11-5
 idle screw 8-7

moveable-face 10-3, 10-5
pilot air screw 8-7
plug cap 7-5
secondary clutch weight 10-3
axle 11-3, 11-7, 15-3
axle shaft oil seal 11-7, 15-3
axle tube 11-7, 15-3

B

backing plate, brake 4-3
backrest, beige 1-21, 1-39, 1-43
backrest, black 1-21, 1-39
backrest, gray 1-21, 1-39, 1-47
backrest, white 1-21, 1-39, 1-45
bag hoop 1-21
bag strap 1-21
bag strap buckle 1-21
ball bearing 6-17, 7-11
ball joint, inner 5-9
ball stud 6-11
ball, steel pressure relief 7-7
barrel, plastic 1-21, 1-39, 1-41, 1-43, 1-45, 1-47, 4-7, 4-9, 4-11, 4-13, 12-15, 13-13
battery
 8-volt, GC8 12-13, 12-15, 13-11, 13-13
 battery bucket 12-13, 12-15, 13-11, 13-13
 battery charger 16-3, 16-5, 16-7, 16-9, 16-11, 16-13, 17-3, 17-5, 17-7, 17-9, 17-13
 battery charger case 16-3, 16-5, 16-7, 16-11, 16-15, 16-17
 battery charger transformer 16-3, 16-5, 16-7, 16-11, 16-15, 16-17
 battery charger wire harness
 onboard 12-9, 17-13
 battery charger, onboard, 48-volt 16-15
 battery charger, onboard, international 16-17
 battery clamp 6-21
 battery cross rod tube 12-13, 12-15, 13-11, 13-13
 battery discharge machine 18-3
 battery hold-down 12-13, 12-15, 13-11, 13-13
 battery light 12-3
 battery terminal protector spray 18-3
 battery thermometer 18-3
 battery, 12-volt 6-21
bearing 15-3
 ball 6-17, 7-11
 ball (motor) 14-3
 cage roller 11-5
 idler 10-3
 inner axle tube 15-3
bearing and oil seal remover 18-3
bearing driver set 18-3
bearing puller 18-3
bearing puller wedge 18-3
beauty panel, front 1-7

beauty panel, rear 1-23
bellows, steering 5-9
belt, drive 10-3
belt, starter/generator 6-19, 10-3
belt, V 6-19, 10-3
bezel, FNR 6-11
body kick plate (ele) 1-17
body kick plate (gas) 1-15
body, rear 1-23
body, under 1-23
bolt
 battery, "S" hold-down 12-13, 12-15, 13-11, 13-13
bolt, U- 1-43, 1-45, 1-47
boot, switch 12-11, 13-9
box, differential 11-7
bracket
 accelerator cable 8-11
 adjustable starter/generator 6-19
 canopy support 1-31, 1-33
 carbon canister 8-5
 clamshell 1-13
 equalizer 4-5
 governor cable 8-11
 jounce bumper 1-43, 1-45, 1-47, 5-19
 muffler mounting 9-3
 oil filter mount 7-7
 oil level switch 7-11
 relay mounting 16-7, 16-15, 16-17
 seat support 1-39
 shock mounting, drv 5-15, 5-17, 5-19
 shock mounting, pas 5-15, 5-17, 5-19
 snubber 7-15
 starter/generator mounting 6-19
 throttle spring return 8-9
brake adjusting mechanism 4-3
brake backing plate 4-3
brake cable 4-5
brake cable release tool 18-3
brake cluster 4-3
brake drum 4-3
brake lever 4-3
brake pedal 4-7, 4-9, 4-11, 4-13
brake rod 4-7, 4-9, 4-11, 4-13
brake self-adjusting mechanism 4-3
brake shoe 4-3
brake spring 4-3
breaker, circuit 16-3, 16-5, 16-7, 16-11, 16-15, 16-17
breather 11-3, 15-3
brow 1-7
brow cap 1-7
brush 14-3
brush box assembly 14-3
brush cover kit, starter/generator 6-17
brush inspection port cover 6-17

INDEX

brush rigging 14-3
brush spring 6-17, 14-3
brush spring set 6-17
brush spring, starter/generator 6-17
brush terminal, starter/generator 6-17
bucket, battery 12-13, 12-15, 13-11, 13-13
bucket, gas vehicle 8-3
buckle, bag strap 1-21
Bumper 1-5
bumper 1-5
 drive unit (motor) 14-3
 jounce 1-43, 1-45, 1-47, 5-19
Bumper, Shock Plug 1-5
bushing 5-11, 5-13, 10-3
 AC cord 16-3
 return line 8-3
 urethane 5-15, 5-17, 5-19
button, drive 10-5
buzzer, reverse 6-3, 12-3, 13-3

C

cable
 accelerator 8-11
 brake 4-5
 FNR shifter 6-11
 governor 8-11
 IQDM 18-5
cable support bracket 6-11
calibration test module 18-3
cam
 driven clutch 10-5
 neutral lockout 6-11
cam installation tool 18-3
cam, neutral lockout 6-11
camshaft 7-11
camshaft shim 7-11
canister, carbon, fuel tank 8-5
canopy 1-25, 1-27
canopy drain cover 1-25, 1-27, 1-29
canopy handle 1-25, 1-27
canopy strut, front, lh 1-31, 1-33, 1-37
canopy strut, front, rh 1-31, 1-33, 1-37
canopy support 1-31, 1-33
canopy support bracket, drv 1-21
canopy support bracket, pas 1-21
canopy support cover, drv 1-9, 1-31, 1-33, 1-37
canopy support cover, pas 1-9, 1-31, 1-33, 1-37
cap
 dust 12-3, 13-3
 front hub 5-13
 fuel, gas, ratchet 8-3
 key switch 6-3, 12-3, 13-3
 plug 7-5
cap, hub, 7 prong 2-3
cap, SAM 1-9
carbon canister 8-5

carburetor adapter 8-9
carburetor gasket 8-9
carburetor insulator 8-9
carburetor mounting gasket 8-9
carburetor, FE350 S26 8-7
card, safety first 18-7
case
 battery charger 16-3, 16-5, 16-7, 16-11, 16-15, 16-17
 gear 15-3
 rocker 7-9
CE mark battery bucket plug kit 12-15, 13-13
CE mark decal 12-15, 13-13
charge indicator light 13-3
charger bezel tool 18-3
charger hardware kit 16-3
charger receptacle 13-7
charger, battery, Hi-Freq 17-3, 17-5, 17-7, 17-9, 17-13
charger, battery, onboard, 48-volt 16-15
charger, battery, onboard, international 16-17
charger, battery, PowerDrive 16-5
charger, battery, PowerDrive 3 16-3
charger, battery, PowerDrive European 16-11, 16-13
charger, battery, PowerDrive Export 16-7, 16-9
choke button rod 1-15, 8-13
choke lever 1-15, 8-13
circuit breaker 16-3, 16-5, 16-7, 16-11, 16-15, 16-17
clamp
 battery 6-21
 cable retaining 8-11
 hose 8-3, 8-9
 leaf spring 5-13
 muffler hose 9-3
clamshell bracket 1-13
clip
 body trim 1-13, 1-23
clip, score card 5-3, 5-5
cluster, brake 4-3
clutch alignment tool 18-3
clutch pulley 10-3
clutch repair kit 10-5
clutch tool kit 18-3
clutch weight 10-3
clutch, drive 10-3
clutch, driven 10-5
collet 7-9
comfort grip steering wheel 5-3
comfort grip steering wheel kit 5-3
communication display module 18-5
component mounting plate 12-19, 13-17
compression gauge 18-5
compression spring 1-15, 8-13
compressor, piston ring 18-7

compressor, valve spring 18-7
computer, onboard 12-19
connecting rod 7-13
connector, 9-pin 6-3, 6-9, 12-3
continuity tester 18-5
control board, potted 16-15, 16-17
controller shield 12-19, 13-17
controller, motor speed
 Excel w/Hi-Freq 13-17
 Excel w/PD 12-19
conversion kit, 4 pass, beige 1-43
conversion kit, 4 pass, gray 1-47
conversion kit, 4 pass, white 1-45
cord connector 7-11
cord reel 16-15, 16-17, 17-13
cord set, DC 16-3, 17-3, 17-5, 17-7, 17-9, 17-11
cord, AC 16-3, 16-5, 16-7, 16-11, 16-13, 16-15, 16-17, 17-3, 17-11
cord, DC 16-5, 16-7, 16-11, 16-15, 16-17, 17-13
counterbalance guide shaft 7-13
counterbalance weight 7-13
cover
 air intake 8-13
 brush inspection port 6-17
 canopy drain 1-25, 1-27, 1-29
 crankcase 7-11
 DC terminal block 17-3, 17-5, 17-7, 17-9, 17-13
 dust 4-3
 oil pump 7-7
 support, canopy, drv 1-9, 1-31, 1-33, 1-37
 support, canopy, pas 1-9, 1-31, 1-33, 1-37
 USB 17-3, 17-5, 17-7, 17-9, 17-13
cover plate 14-3
crankcase 7-13
crankcase cover 7-11
crankcase vent tube 8-9
crankshaft 7-13
crankshaft rod 7-13
crankshaft shim 7-13
crossmember, rear 1-3
current limiter 16-11
cushion, shock absorber 5-15, 5-17, 5-19
cutter, valve seat 18-7
cylinder head 7-9

D

dash 1-11
dash support assembly 1-3, 5-11
DC cord 16-5, 16-7, 16-11, 16-15, 16-17, 17-13
DC cord set 16-3, 17-3, 17-5, 17-7, 17-9, 17-11
decals
 CE mark 12-15, 13-13
 Club Car clip 3-3
 four-passenger warning 1-43, 1-45, 1-47, 3-9

INDEX

frame ground warning 3-3
gas and governor warning 3-3
on/off 3-3, 3-5
private speed mode 3-5
rollover warning 3-3, 3-5
rotating parts 3-3, 6-17
Run/Tow warning 3-7
warning 3-7
warning, Run/Tow 3-7
water exposure 3-7
deionizer 12-17, 13-15
 cartridge 12-17, 13-15
differential drive unit 11-3, 15-3
differential gear 15-3
differential gear case 11-7
differential housing 15-3
dipstick 7-3
drain channel 1-11
drain plug 7-7, 11-3
drain plug gasket 7-7, 11-3
drain plug, rubber 6-17
drive belt 10-3
drive button 10-5
drive clutch 10-3
drive clutch button 10-3
drive clutch fixed-face 10-3
drive clutch holder tool 18-3
drive clutch hub puller 18-3
drive clutch puller 18-3
drive clutch spring 10-3
drive clutch weight 10-3
drive hub 10-3
drive selector shaft 11-3
drive unit bumper 14-3
driven clutch 10-5
driven clutch button 10-5
driven clutch cam 10-5
driven clutch cam puller 18-3
driven clutch fixed-face assembly 10-5
driven clutch puller plug 18-3
driver, drive clutch 10-3
drum, brake 4-3
dry moly lubricant 18-5
dust cap 12-3, 13-3
dust cover 4-3
dust seal 5-9

E

eccentric adjustment screw 5-13
end cap, motor 14-3
end, tie rod 5-9
engine mounting plate 7-15
engine shroud 7-3
engine, FE350 S26 7-3
equalizer 4-5
exhaust system 9-3

exhaust valve 7-9

F

face, moveable 10-3, 10-5
fan housing 7-3
fan shroud 7-3
fan, flywheel 7-5
fascia 1-7
field coil housing 6-17
fill plug 11-3
fill plug gasket 11-3
filter
 air 8-13
 fuel 8-3
 oil 7-7
 oil pump 7-7
fitting, fuel 8-3
fixed-face, drive clutch 10-3
fixed-face, driven clutch 10-5
float 8-7
floor cover plate 4-7, 4-9, 4-11, 4-13
floormat 1-13
floormat retainer, lh 1-13
floormat retainer, rh 1-13
floormat, 4 pass, rear 1-41, 1-43, 1-45, 1-47
flywheel 7-5
flywheel fan 7-5
flywheel fan plate 7-5
flywheel puller 18-5
FNR bezel 6-11
FNR handle 6-11
FNR housing 12-11, 13-9
FNR shift lever 11-3
FNR shifter base 6-11
FNR shifter cable 6-11
foot deck 1-41, 1-43, 1-45, 1-47
fork, shift 11-5
frame and field assembly (motor) 14-3
frame and field, starter/generator 6-17
front body beauty panel 1-7
front leaf spring 5-13
front suspension structure 5-11
fuel
 valve, inline 8-3
fuel filter 8-3
fuel line 8-3, 8-9
fuel pump 8-3
fuel tank 8-3
fuel tank hold-down 8-3
fuse 16-5, 16-7, 16-11, 16-15, 16-17
 10-amp 6-21
 15-amp 12-9, 12-11, 13-7, 13-9
 2-amp 12-9, 13-7
 30-amp 13-7, 17-13
 charger 16-3
fuse cover, sealed 6-21

G

gas pedal assembly, anodized 4-9, 4-11
gas pedal assembly, anodized triac 4-7
gasket
 air intake 8-13
 carburetor 8-9
 carburetor mounting 8-7, 8-9
 crankcase cover 7-9, 7-11
 drain plug 7-7
 drain plug, fill plug 11-3
 exhaust 7-9, 9-3
 head 7-9
 insulator 7-9, 8-9
 liquid 15-3, 18-5
 plug 15-3
 rocker case 7-9
 seat 1-19
gauge, compression 18-5
gear
 25 tooth 11-5
 28 tooth 11-5
 differential 11-7, 15-3
 differential idler 15-3
 differential output 15-3
 helical 7-13
 planetary 11-7
 speed governor 11-5
 spur 7-13
 sun 11-7
gear yoke 18-5
gearcase 15-3
governor 11-5
governor arm 11-3
governor cable 8-11
governor cable bracket 8-11
governor shaft installation tool 18-5
governor shield 8-9
grip, pencil 5-3, 5-5
grommet 8-3
Grommet, Ignition 7-5
guide
 intake valve 7-9
 valve seat cutter 18-7
guide ring adhesive 18-3

H

hand rail 1-41, 1-43, 1-45, 1-47
handle, canopy 1-27
handle, FNR 6-11
hardware kit, charger 16-3
harness, instrument panel 6-3, 6-9, 12-3, 13-3
harness, wire 12-9, 13-7
harness, wire, gas IP 6-3, 6-9
harness, wire, gas main 6-15
harness, wire, onboard battery charger 12-9,

INDEX

17-13
head gasket 7-9
head, cylinder 7-9
heat shrink tube 16-15, 16-17
heatsink and rectifier 16-5, 16-7, 16-11, 16-15, 16-17
helical gear 7-13
hinge 12-13, 12-15, 13-11, 13-13
 seat bottom 1-19
hinge, seat bottom 1-19
hip restraint 1-19
hip restraint, 4 pass 1-39, 1-43, 1-45, 1-47
hold-down, battery 12-13, 12-15, 13-11, 13-13
hold-down, fuel tank 8-3
hoop, bag 1-21
hose
 air intake 8-13
 fuel 8-3
 fuel vent 8-3
 SPWS 12-17, 13-15
 vent 8-3, 8-5
housing
 3-pin 14-3
 differential 15-3
 fan 7-3
 field coil 6-17
hub 5-13
hub cap 2-3, 5-13
hub cap, 7 prong 2-3
hydrometer 18-5

I

idle screw assembly 8-7
idler bearing 10-3
idler gear, differential 15-3
ignition coil 7-5
inner ball joint 5-9
inner frame snubber 7-15
input shaft 15-3
insert (SAM) 16-15, 16-17
instrument panel 6-3, 12-3, 13-3
instrument panel harness 6-3, 6-9, 12-3, 13-3
insulator gasket 7-9, 8-9
insulator, carburetor 8-9
intake assembly 8-13
intake cover 8-13
intake hose 8-13
intake valve 7-9
intermediate shaft 15-3
internal retaining ring pliers 18-5
IQ display module (IQDM) 18-5
IQ display module (IQDM-P) 18-5

J

J-clip 1-3, 1-41, 5-15, 5-17, 5-19
jet, main 8-7

jet, pilot 8-7
jounce bumper 1-43, 1-45, 1-47, 5-19
jounce bumper bracket 1-43, 1-45, 1-47, 5-19

K

key
 crankshaft 7-5, 7-13
 driven clutch 10-5
 On/Off 6-3, 12-3, 13-3
 square 10-5
key switch 6-3, 12-3, 13-3
key switch cap 6-3, 12-3, 13-3
kick plate (ele) 1-17
kick plate (gas) 1-15
kick plate, body 1-15
king pin 5-13
kit
 3-pin housing 14-3
 4 pass conversion, beige 1-43
 4 pass conversion, gray 1-47
 4 pass conversion, white 1-45
 ball joint, inner 5-9
 bellows, steering, sona 5-9
 brake cable 4-5
 brake shoe retainer 4-3
 CE battery bucket plug 12-15, 13-13
 clutch repair 10-5
 comfort grip steering wheel 5-3
 drive clutch button 10-3
 drive clutch weight 10-3
 driven clutch button 10-5
 front hub replacement 5-13
 hand pump, SPWS 12-17, 13-15
 hub cap 2-3
 IQ display module (IQDM) 18-5
 IQ display module (IQDM-P) 18-5
 motor brush 14-3
 motor brush spring 14-3
 motor cover plate 14-3
 motor speed sensor 14-3
 motor terminal hardware 14-3
 neutral lockout cam 6-11
 PD3 hardware 16-3
 SAM assembly 1-21
 seat bottom 1-19
 shock absorber 5-15, 5-17, 5-19
 shock absorber cushion 5-15, 5-17, 5-19
 shoe retainer 4-3
 tune-up 18-7
 underbody cover 1-9

L

leaf spring, front 5-13
leaf spring, rear 5-15, 5-17
leaf spring, rear, 4-pass 1-43, 1-45, 1-47, 5-19

lever
 choke 1-15, 8-13
 speed governor 11-3
 transmission shift 11-3
light
 battery 12-3
 charge indicator 13-3
 oil 6-3
limit switch 6-11
limiter
 current 16-11
line, fuel 8-9
liquid gasket 15-3, 18-5
low oil warning light 6-3
lubricant, dry moly 18-5
lubricant, moly-teflon 14-3, 18-5
lug nut 2-3, 2-5
lug stud 5-13, 11-7, 15-3

M

magnet, speed sensor 14-3
main jet 8-7
MCOR3 4-13
mechanism, brake adjusting 4-3
meter, volt ohm 18-7
module
 calibration test 18-3
 communication display 18-5
moly-teflon lubricant 18-5
motor
 48-volt IQ 14-3
motor brush kit 14-3
motor brush spring kit 14-3
motor bumper 14-3
motor end cap 14-3
motor magnet, speed sensor 14-3
motor speed controller
 Excel w/Hi-Freq 13-17
 Excel w/PD 12-19
motor speed sensor 14-3
motor speed sensor kit 14-3
motor terminal hardware kit 14-3
motor wire harness 12-9, 13-7
mounting plate, component 12-19, 13-17
moveable-face 10-3, 10-5
muffler hose clamp 9-3

N

nameplate 1-7
neutral lockout cam 6-11
nozzle, main 8-7
nut, lug 2-3, 2-5

O

oil conveyor 11-3

INDEX

oil filler tube 7-3
oil filter 7-7
oil filter mount bracket 7-7
oil filter screen 7-11
oil filter screen plate 7-11
oil level sensor 7-11
oil level switch bracket 7-11
oil pump and rotor 7-7
oil pump cover 7-7
oil pump filter 7-7
oil pump plate 7-7
oil seal 7-9, 7-11, 7-13
oil warning light, low 6-3
onboard computer 12-19
O-ring 7-3, 7-9, 7-11, 7-13

P

paint, touch-up 18-5
paint, underbody (black) 18-5
paint, underbody (gray) 18-5
panel
 access 1-23
 front body beauty 1-7
 rear body beauty 1-23
 SAM 1-21
park brake release, anod 4-7, 4-9, 4-11, 4-13, 6-5
pedal assembly, gas, anodized 4-9, 4-11
pedal assembly, gas, anodized triac 4-7
pedal, accelerator 4-7, 4-9, 4-11, 4-13, 6-5
pedal, brake 4-7, 4-9, 4-11, 4-13
pencil grip 5-3, 5-5
pilot air screw assembly 8-7
pilot jet 8-7
pin
 bow tie locking 4-5
 clevis 4-5
 king 5-13
 piston 7-13
piston 7-13
piston pin 7-13
piston ring 7-13
piston ring compressor 18-7
piston ring pliers 18-7
piston ring set 7-13
plate
 backing (brake) 4-3
 component mounting 12-19, 13-17
 cover 14-3
 engine mounting 7-15
 floor cover 4-7, 4-9, 4-11, 4-13
 flywheel fan 7-5
 kick(ele) 1-17
 kick(gas) 1-15
 oil filter screen 7-11
 oil pump 7-7

pliers
 internal retaining ring 18-5
 piston ring 18-7
 retaining ring 18-7
plug
 drain 7-7, 11-3
 drive clutch 10-3
 driven clutch puller 18-3
 fill 11-3
 rubber drain 6-17
 spark 7-5
plug cap 7-5
press weldment 18-3
protector spray, battery terminal 18-3
puller
 bearing 18-3
 drive clutch 18-3
 drive clutch hub 18-3
 driven clutch cam 18-3
 flywheel 18-5
 seal 18-7
pulley
 clutch 10-3
 starter-generator 6-17
 v-belt 6-17
pump
 fuel 8-3
push rod 7-9

R

rack and pinion 5-9
reamer, valve guide 18-7
rear body beauty panel 1-23
rear crossmember 1-3
rear underbody support 1-21
receptacle 13-7
receptacle, AC cord 16-11
rectifier with heatsink 16-5, 16-7, 16-11, 16-15, 16-17
reel cord 16-15, 16-17, 17-13
regulator, voltage 6-21
relay 16-3, 16-5, 16-7, 16-11, 16-15, 16-17
relay mounting bracket 16-7, 16-15, 16-17
release, anod park brake 4-7, 4-9, 4-11, 4-13, 6-5
remover, bearing and oil seal 18-3
resistor assembly 12-19, 13-17
restraint, hip, 4 pass 1-39, 1-43, 1-45, 1-47
retainer
 brake shoe 4-3
 shock absorber cushion 5-15, 5-17, 5-19
 spring (drive clutch) 10-3
 valve spring 7-9
retainer, floormat, lh 1-13
retainer, floormat, rh 1-13
retaining ring pliers 18-7

reverse buzzer 6-3, 12-3, 13-3
rim (wheel) 2-3, 2-5
ring
 piston 7-13
 retaining 6-11, 10-3, 10-5
 snap 7-9, 7-13
 spiral backup 10-3
Rivet, Removable 1-23
rocker arm 7-9
rocker case 7-9
rocker case gasket 7-9
rocker shaft 7-9
rocker switch 12-11, 13-9
rod
 brake 4-7, 4-9, 4-11, 4-13
 connecting 7-13
 crankshaft 7-13
 push 7-9

S

safety first card 18-7
SAM (structural accessory module) 1-21
SAM assembly kit 1-21
SAM cap 1-9
SAM panel 1-21
score card clip 5-3, 5-5
score card plate 5-3, 5-5
screen, oil filter 7-11
screw, eccentric adjustment 5-13
screw, valve clearance adjuster 18-7
seal
 dust 5-9
 lip 15-3
 oil 7-9, 7-11, 7-13, 11-7, 15-3
seal puller 18-7
sealant 15-3
seat
 spring 7-9
 valve 7-7
seat back, beige 1-21, 1-39, 1-43
seat back, black 1-21, 1-39
seat back, gray 1-21, 1-39, 1-47
seat back, white 1-21, 1-39, 1-45
seat bottom kit 1-19
seat bracket 1-39, 1-43, 1-45, 1-47
seat gasket 1-19
seat hinge 1-19
seat support bracket 1-39
seat support weldment 1-39
sensor, motor speed 14-3
sensor, oil level 7-11
shaft
 counterbalance guide 7-13
 drive selector 11-3
 input 15-3
 intermediate 15-3

INDEX

rocker 7-9
transmission 11-5
shaft,reverse gear 11-5
shaft,secondary
transmission 11-5
shield, charger 17-13
shield, controller 12-19, 13-17
shield, debris aux 4-7, 4-9, 4-11, 4-13
shield, debris primary 4-7, 4-9, 4-11, 4-13
shield, governor 8-9
shift fork 11-5
shift lever 11-3
shim, camshaft 7-11
shim, crankshaft 7-13
shock absorber (front) 5-11
shock absorber (rear) 5-15, 5-17, 5-19
shock absorber cushion 5-15, 5-17, 5-19
shock absorber cushion retainer 5-15, 5-17, 5-19
shock mounting bracket, drv 5-15, 5-17, 5-19
shock mounting bracket, pas 5-15, 5-17, 5-19
shoe retainer kit 4-3
shoe, brake 4-3
shroud 7-3
shroud, engine 7-3
shroud, fan 7-3
sleeve 5-11, 5-13, 5-15, 5-17, 5-19
snap ring 7-9, 7-13
snubber bracket 7-15
snubber, inner frame 7-15
solenoid, 12-volt 6-21
spark plug 7-5
speed controller
Excel w/Hi-Freq 13-17
Excel w/PD 12-19
speed sensor 14-3
speed sensor magnet 14-3
speed sensor, motor 14-3
spindle 5-13
spiral backup ring 10-3
spray, battery terminal protector 18-3
spring
brake 4-3
brush 6-17, 14-3
compression 1-15, 5-3, 5-5, 8-13
drive button 10-3
drive clutch 10-3
driven clutch 10-5
forward/reverse cam 6-11
leaf, front 5-13
throttle return 8-9
valve 7-9
spring, leaf, rear 5-15, 5-17
spring, leaf, rear, 4-pass 1-43, 1-45, 1-47, 5-19
spur gear 7-13
SPWS hose 12-17, 13-15

stand-offs, plastic 16-3
starter/generator (bi-rotational) 6-17
starter/generator belt 6-19, 10-3
starter/generator brush cover kit 6-17
starter/generator brush spring 6-17
starter/generator brush terminal 6-17
starter/generator frame and field 6-17
starter/generator pulley 6-17
steel pressure relief ball 7-7
steering column bearing press tool 18-7
steering column retaining ring tool 18-7
steering wheel 5-3, 5-5
steering wheel (comfort grip) kit 5-3
steering wheel puller tool 18-7
stem, valve 2-3, 2-5
stiffener, flywheel side 7-15
strap, bag 1-21
strut, angle, tie 1-39, 1-43, 1-45, 1-47
strut, front canopy, lh 1-31, 1-33, 1-37
strut, front canopy, rh 1-31, 1-33, 1-37
stud 7-15
lug 5-13, 11-7, 15-3
stud, ball 6-11
support, canopy 1-31, 1-33
support, underbody, rear 1-21
suppressor, voltage 16-5, 16-7, 16-11, 16-15, 16-17
suspension, front structure 5-11
switch
four-position 16-7, 16-11, 16-17
key 6-3, 12-3, 13-3
limit 6-11
rocker 12-11, 13-9
Tow/Run 12-11, 13-9
switch rubber boot 12-11, 13-9
synchronizer, complete 11-5

T

12-volt solenoid 6-21
tachometer 18-7
tank, fuel 8-3
tappet 7-11
tester, continuity 18-5
thermometer, battery 18-3
three-piece A-arm 5-11
throttle return spring 8-9
throttle spring return bracket 8-9
throttle, gas, Gen2, triac, sensor 4-7, 6-5
throttle, Gen2, no sensor 4-9, 4-11, 4-13
tie rod end 5-9
tie wrap 1-33, 5-9, 13-7, 16-15, 16-17
tire 2-3
tire, pro tour, 205-50 x 10 2-5
tool
accelerator pedal adjustment 18-3
belt tensioning, starter/generator 18-7

brake cable release 18-3
cam installation 18-3
charger bezel 18-3
clutch alignment 18-3
drive clutch holder 18-3
governor shaft installation 18-5
steering column bearing press 18-7
steering column retaining ring 18-7
steering wheel puller 18-7
transaxle axle seal 18-7
transaxle pinion seal 18-7
transmission 18-7
tool kit, clutch 18-3
touch-up paint 18-5
Tow/Run switch 12-11, 13-9
transaxle (Electric Vehicle) 15-3
transaxle axle seal tool 18-7
transaxle pinion seal tool 18-7
transaxle, Gaziano (Gasoline Vehicle) 11-3
transformer, battery charger 16-3, 16-5, 16-7, 16-11, 16-15, 16-17
transmission secondary shaft 11-5
transmission shaft 11-5
transmission tool 18-7
tube
axle 11-7, 15-3
battery cross rod 12-13, 12-15, 13-11, 13-13
crankcase vent 8-9
oil filler 7-3
Tuflok 1-23
tune-up kit 18-7

U

U-bolt 1-43, 1-45, 1-47, 5-15, 5-17, 5-19
underbody 1-23
underbody cover kit 1-9
underbody support, rear 1-21
urethane bushing 5-15, 5-17, 5-19
USB cover 17-3, 17-5, 17-7, 17-9, 17-13

V

valve
exhaust 7-9
intake 7-9
reed 7-9
valve clearance adjuster screw 18-7
valve guide reamer 18-7
valve guide, intake 7-9
valve seat 7-7
valve seat cutter 18-7
valve seat cutter guide 18-7
valve seat t-wrench 18-7
valve spring 7-9
valve spring compressor 18-7
valve spring retainer 7-9
valve stem 2-3, 2-5



INDEX

v-belt 6-19, 10-3
vent
 fuel tank 8-3
Vent, Barb 8-5
volt ohm meter 18-7
voltage regulator 6-21
voltage suppressor 16-5, 16-7, 16-11, 16-15,
 16-17

W

warning light, low oil 6-3
wedge, bearing puller 18-3
weight
 clutch 10-3
 counterbalance 7-13
 secondary clutch 10-3
weldment
 press 18-3
wheel 2-3, 2-5
 steering 5-3, 5-5
wire harness 12-9, 13-7
wire harness, Excel w/Hi-Freq, MCOR3 13-7
wire harness, Excel w/PD, MCOR3 12-9
wire harness, onboard battery charger 12-9,
 17-13
wire lead, ignition 7-5
wrap, tie 1-33, 5-9, 13-7, 16-15, 16-17

Y

yoke, gear 18-5

DID YOU KNOW?

CartPros directs you to the right part using the part numbers from this manual. Enter the part number into our search box and it will find the part you are looking for.

**GET STARTED
HERE**



<https://CartPros.com/f.html>

DID YOU KNOW?

CartPros directs you to the right part using the part numbers from this manual. Enter the part number into our search box and it will find the part you are looking for.

**GET STARTED
HERE**



<https://CartPros.com/f.html>

DID YOU KNOW?

CartPros directs you to the right part using the part numbers from this manual. Enter the part number into our search box and it will find the part you are looking for.

**GET STARTED
HERE**



<https://CartPros.com/f.html>

DID YOU KNOW?

CartPros directs you to the right part using the part numbers from this manual. Enter the part number into our search box and it will find the part you are looking for.

**GET STARTED
HERE**



<https://CartPros.com/f.html>

**DID YOU
KNOW?**

CartPros directs you to the right part using the part numbers from this manual. Enter the part number into our search box and it will find the part you are looking for.

**GET STARTED
HERE**



<https://CartPros.com/f.html>



Club Car, LLC
P.O. Box 204658
Augusta, GA 30917-4658
USA



Web www.clubcar.com
Phone 1.706.863.3000
1.800.ClubCar
Int'l +1 706.863.3000

