
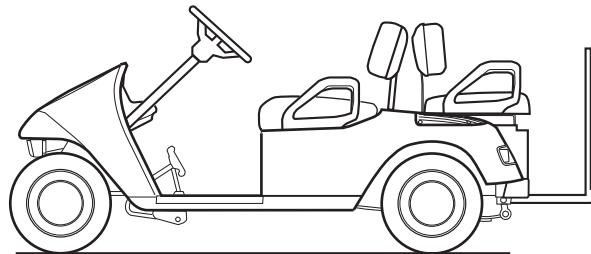
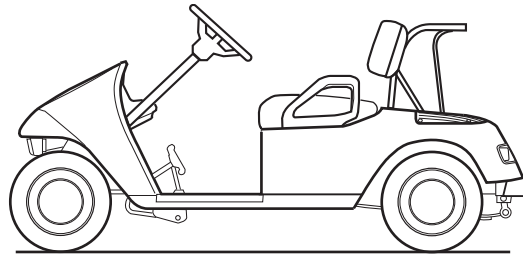




A Textron Company



SERVICE PARTS MANUAL



Ref Fcv 1

ELECTRIC POWERED FLEET GOLF CARS & PERSONAL VEHICLES

ISSUED DATE SEPTEMBER 2005 REVISED DATE JULY 2008

**DID YOU
KNOW?**

CartPros directs you to the right part using the part numbers from this manual. Enter the part number into our search box and it will find the part you are looking for.

**GET STARTED
HERE**



<https://CartPros.com/f.html>



SERVICE PARTS MANUAL

ELECTRIC POWERED FLEET GOLF CARS & PERSONAL VEHICLES

FLEET GOLF CAR

FLEET PDS GOLF CAR

FREEDOM SE

FREEDOM LE

FREEDOM SE PDS

FREEDOM LE PDS

SHUTTLE 2+2

STARTING MODEL YEAR: 2005

DISCLAIMER: The E-Z-GO Division of Textron Inc. reserves the right to incorporate engineering and design changes to products in this Manual, without obligation to include these changes on units leased/sold previously.

The information contained in this Manual may be revised periodically by the E-Z-GO Division, and therefore is subject to change without notice.

The E-Z-GO Division DISCLAIMS LIABILITY FOR ERRORS IN THIS MANUAL, and the E-Z-GO Division SPECIFICALLY DISCLAIMS LIABILITY FOR INCIDENTAL AND CONSEQUENTIAL DAMAGES resulting from the use of the information and materials in this Manual.

CUSTOMER SERVICE DEPARTMENT IN USA PHONE: 1-800-241-5855 FAX: 1-800-448-8124

OUTSIDE USA PHONE: 001-706-798-4311, FAX: 001-706-771-4609

E-Z-GO DIVISION OF TEXTRON, INC., 1451 MARVIN GRIFFIN RD., AUGUSTA, GEORGIA USA 30906

NOTES

To obtain a copy of the limited warranty applicable to the vehicle, call or write a local Distributor, authorized Branch or the Warranty Department with vehicle serial number and manufacturer code.

The use of non Original Equipment Manufacturer (OEM) parts may void the warranty.

Overfilling of batteries may void the warranty.

BATTERY PROLONGED STORAGE

All batteries will self discharge over time. The rate of self discharge varies depending on the ambient temperature and the age and condition of the batteries.

A fully charged battery will not freeze in winter temperatures unless the temperature falls below -75° F (-60° C).

As with all electric vehicles, the batteries must be checked and recharged as required or at a minimum of 30 day intervals.



TABLE OF CONTENTS

SECTION	Page No.
HOW TO USE THE SERVICE PARTS MANUAL	V
ILLUSTRATED PARTS BREAKDOWN	vii
ACCELERATOR	A-1
BATTERY CHARGER - PORTABLE 36 VOLT	B-1
BATTERY CHARGER - ON BOARD 36 VOLT	B-7
BATTERY CHARGER - EXPORT 36 VOLT	B-15
BODY - FRONT	C-1
BODY - MID SECTION	C-5
BODY - REAR	C-7
BODY - FOOTREST	C-11
BODY - ACCESSORIES	C-13
BRAKES	D-1
DIRECTION SELECTOR	E-1
ELECTRICAL SYSTEM - COMMON	F-1
ELECTRICAL SYSTEM - PDS	F-9
ELECTRICAL SYSTEM - SERIES	F-11
ELECTRONIC SPEED CONTROL - SERIES	G-1
ELECTRONIC SPEED CONTROL - PDS	G-3
ELECTRONIC SPEED CONTROL - HD	G-7
FRONT SUSPENSION/STEERING	H-1
MOTOR	J-1
REAR AXLE	K-1
REAR SUSPENSION	L-1
SEATING AND BAG HOLDER - GOLF CAR	M-1
SEATING - SHUTTLE 2+2	M-3
SEATING - CONVERTIBLE CARRIER	M-7
TOW BAR - PERMANENT	N-1
TOW BAR - CASUAL	N-5
WEATHER PROTECTION - GOLF CAR	P-1



TABLE OF CONTENTS

SECTION	Page No.
WEATHER PROTECTION - SHUTTLE 2+2	P-7
WHEELS AND TIRES	Q-1
SPECIALTY PRODUCTS	APPENDIX A-1
OPTIONS/ACCESSORIES	APPENDIX B-1

HOW TO USE THE SERVICE PARTS MANUAL

This manual is divided into several sections:

- GENERAL INFORMATION
- ILLUSTRATED PARTS BREAKDOWN
- APPENDIX

The first section, GENERAL INFORMATION, contains the following information:

- WARRANTY INFORMATION
- GENERAL INDEX
- HOW TO USE THE SERVICE PARTS MANUAL

The second section, ILLUSTRATED PARTS BREAKDOWN, contains:

- ILLUSTRATIONS AND PARTS LISTS FOR ALL SYSTEMS OF YOUR VEHICLE

The third section, APPENDIX, contains:

- A LISTING OF SPECIALTY PRODUCTS
- A LISTING OF OPTIONS/ACCESSORIES

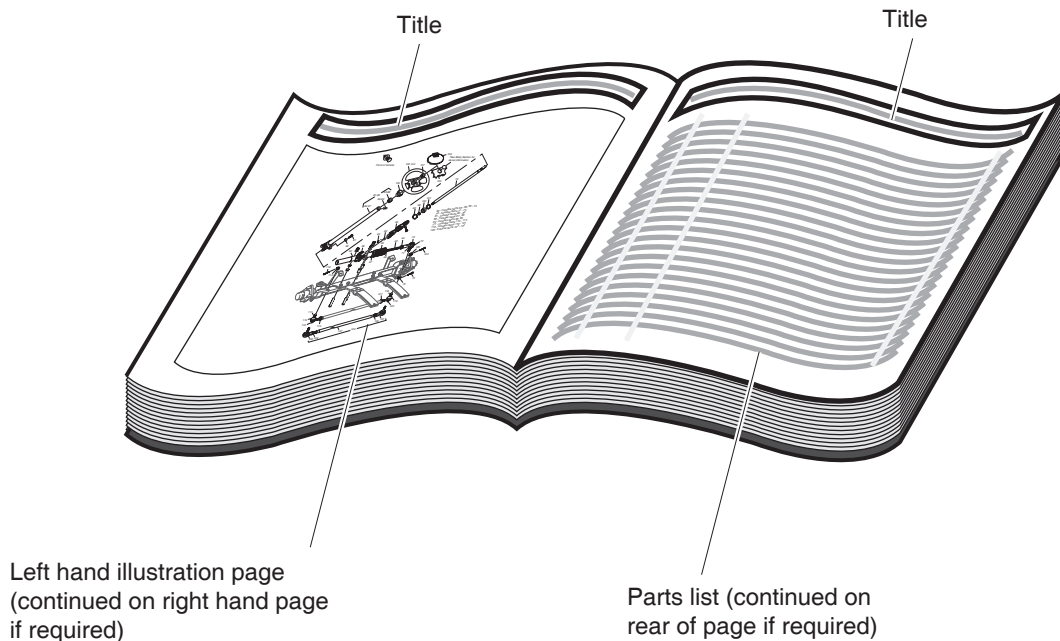
USE OF THE MANUAL

To use this manual, consult the GENERAL INDEX to locate the information or illustration required.

Introduction of some revisions varies due to supply of components; therefore, it is possible that various combinations of components may be found that are not directly reflected by each illustration. Consult the illustration that best suits your situation and then contact the Service Parts Department. It is important that the serial number of your vehicle and its model number be supplied to Service Parts when ordering any replacement components.

Locate the serial number plate (see BODY located in the Illustrated Parts Breakdown section of this manual for its location) and note the complete number shown on the plate.

HOW TO USE THE SERVICE PARTS MANUAL



1. WHEN THE PART NUMBER IS NOT KNOWN

- Determine the function and application of the part required. Turn to the General Index and select the most appropriate title.
- Turn to the page number indicated and locate the desired part on the illustration.
- From the illustration, obtain the item number assigned to the desired part. Refer to the accompanying description for specific information regarding the part.

2. IF YOU KNOW THE PART NUMBER

- Locate the part number or description in the appropriate column on the parts list page.

NOTE: It is suggested that you confirm that the part selected is correct by verifying it with the pictorial representation on the illustrated page.

Should an asterisk (*) appear in the part number column on the parts list page, read upwards until a part number is found. The part number is the lowest assembly sold by Service Parts and the asterisk (*) indicates that the part depicted is not available for purchase.

NOTE: Descriptions are indented under the assembly that they are used on. That assembly is, in turn listed under the assembly that it is used on. This process is repeated until the highest final assembly is reached.

To facilitate the maintenance and repair of the vehicle, a Technician's Repair and Service Manual is available from the Service Parts Department.

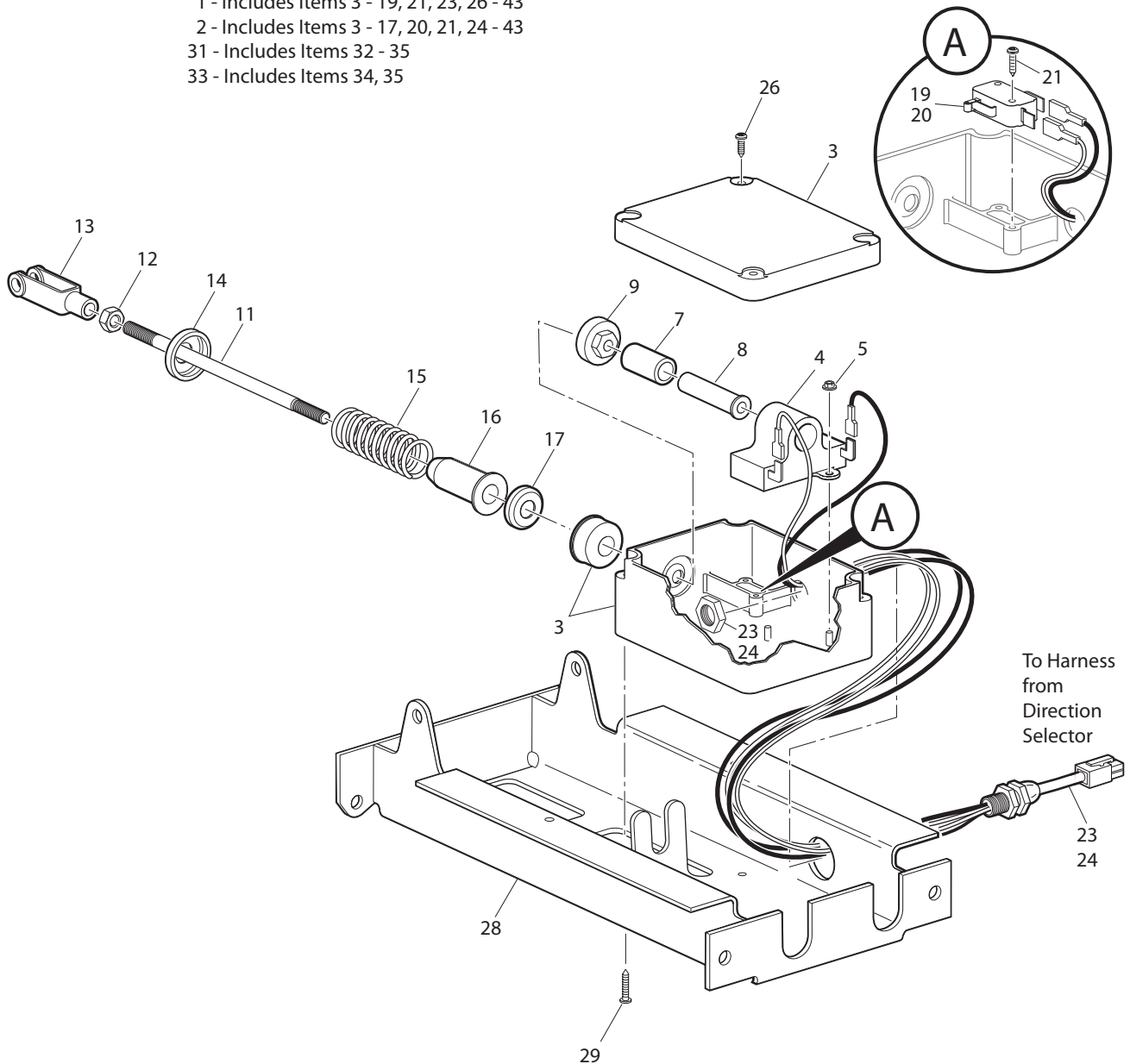


ILLUSTRATED PARTS BREAKDOWN

ILLUSTRATED PARTS BREAKDOWN

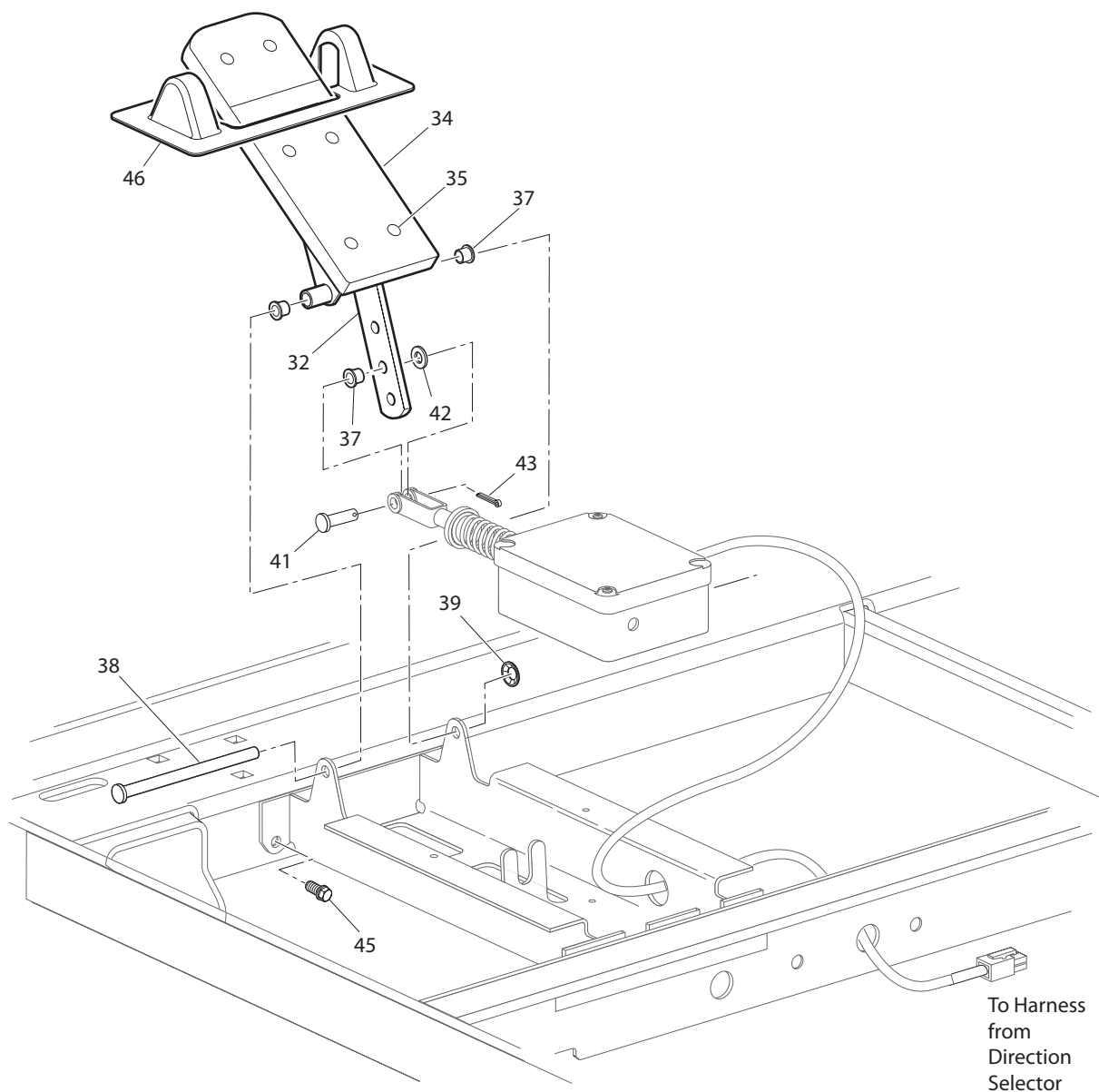
ACCELERATOR

- 1 - Includes Items 3 - 19, 21, 23, 26 - 43
- 2 - Includes Items 3 - 17, 20, 21, 24 - 43
- 31 - Includes Items 32 - 35
- 33 - Includes Items 34, 35



Ref Acl 1-1

ACCELERATOR



Ref Acl 1-2

ACCELERATOR

Where applicable, THE USE OF NON UL PARTS WILL VOID ANY UL LISTING.

When ordering parts, please specify the model and serial number of the product.

* Indicates a component that is not available as an individual part.

G** Indicates consult Customer Service Department for additional information.

ITEM	PART NO.	1 2 3 4 5	DESCRIPTION	QTY.
1	73333-G09		PEDAL BOX ASSEMBLY (INCLUDES ITEMS 3 - 19, 21, 23, 26 - 43)	1
2	73333-G10		PEDAL BOX ASSEMBLY, PDS MODEL ONLY (INCLUDES ITEMS 3 - 17, 20, 21, 24 - 43)	1
3	25853-G01		PEDAL BOX AND COVER (SEAL AND BEARING)	1
4	25854-G01		INDUCTIVE THROTTLE SENSOR	1
5	00983-G01		SELF THREADING NUT, 3/16"	2
6				
7	25857-G01		PLUNGER SLEEVE.....	1
8	28443-G01		PLUNGER.....	1
9	28444-G01		PLUNGER CAM.....	1
10				
11	73332-G01		ACCELERATOR ROD	1
12	00532-G4		NUT, 5/16 - 24.....	1
13	10385-G4		CLEVIS YOKE (ADJUSTABLE)	1
14	17677-G2		SPRING RETAINER, 3/8"	1
15	73046-G01		COMPRESSION SPRING	1
16	17979-G1		ACCELERATOR ROD BUSHING	1
17	17677-G1		SPRING RETAINER, 1/2"	1
18				
19	25861-G01		MICRO SWITCH	1
20	25861-G02		MICRO SWITCH (PDS MODEL ONLY).....	1
21	01050-G01		SCREW-PLASTITE, #4 - 20 X 5/8" LG	2
22				
23	25879-G03		WIRING HARNESS (PEDAL BOX ASSEMBLY)	1
24	25879-G05		WIRING HARNESS (PEDAL BOX ASSEMBLY) (PDS MODEL ONLY)	1
25				
26	00684-G6		SCREW, #8 - 32 X 3/4" LG (STAINLESS STEEL)	2
27				
28	70116-G02		ACCELERATOR PEDAL BRACKET.....	1
29	01051-G01		SCREW, #8 - 16 X 1/2" LG	4

ACCELERATOR

Where applicable, THE USE OF NON UL PARTS WILL VOID ANY UL LISTING.

When ordering parts, please specify the model and serial number of the product.

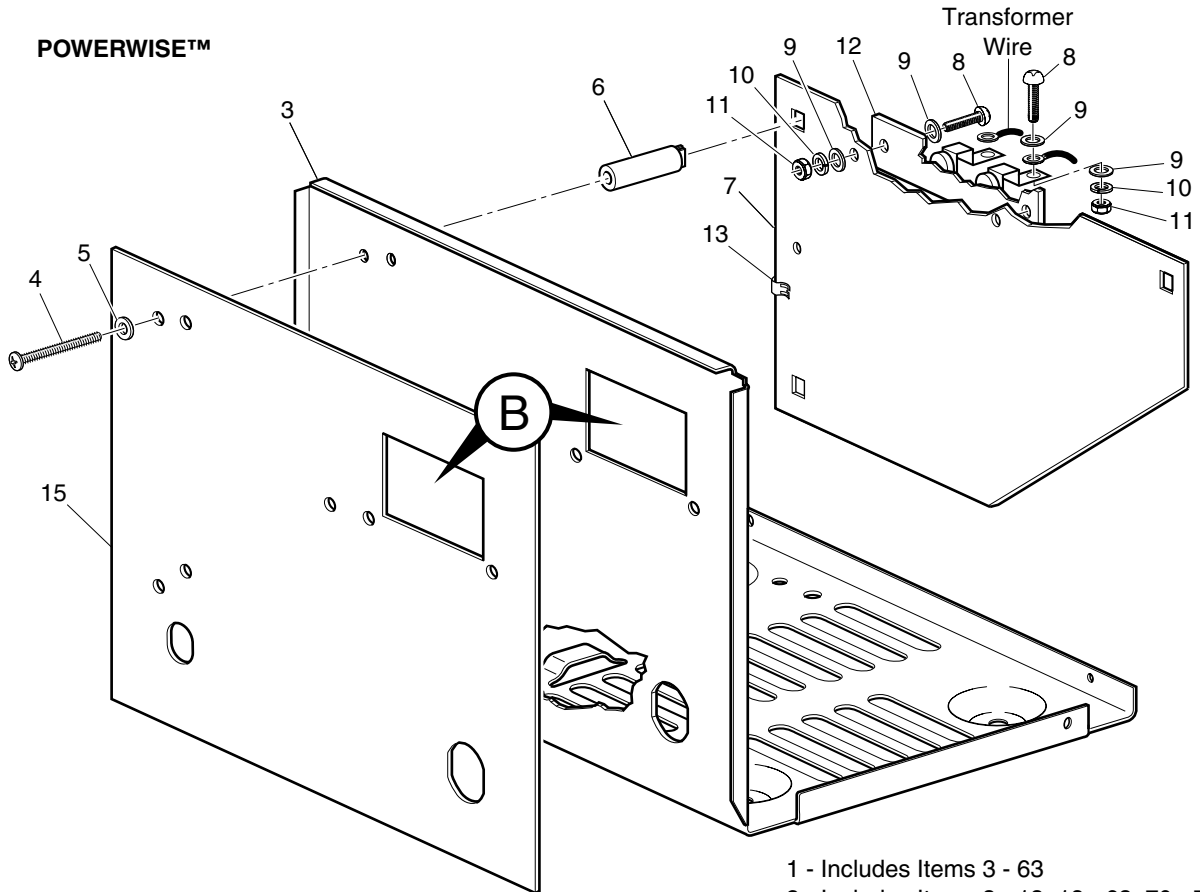
* Indicates a component that is not available as an individual part.

G** Indicates consult Customer Service Department for additional information.

ITEM	PART NO.	1 2 3 4 5	DESCRIPTION	QTY.
30				
31	25799-G03		ACCELERATOR PEDAL ASSEMBLY (INCLUDES ITEMS 32 - 35).....	1
32	*		ACCELERATOR PEDAL	1
33	27844-G01		ACCELERATOR PEDAL PAD KIT (INCLUDES ITEMS 34, 35).....	1
34	27512-G01		ACCELERATOR PEDAL PAD	1
35	15766-G1		OVAL RIVET 3/16" X 7/16" LG	6
36				
37	17838-G1		NYLON BUSHING	3
38	74432-G01		PEDAL PIVOT PIN	1
39	12064-G6		PUSHNUT, 9/32" I.D.	1
40				
41	10386-G3		CLEVIS PIN, 5/16" X 13/16" LG	1
42	17255-G1		TEFLON WASHER, 5/16"	1
43	10387-G3		COTTER PIN, 3/32" X 3/4" LG	1
44				
45	00715-G2		BOLT, 5/16 - 18 X 4/5" LG	4
46	70135-G01		PEDAL PIVOT COVER	1

BATTERY CHARGER - PORTABLE 36 VOLT

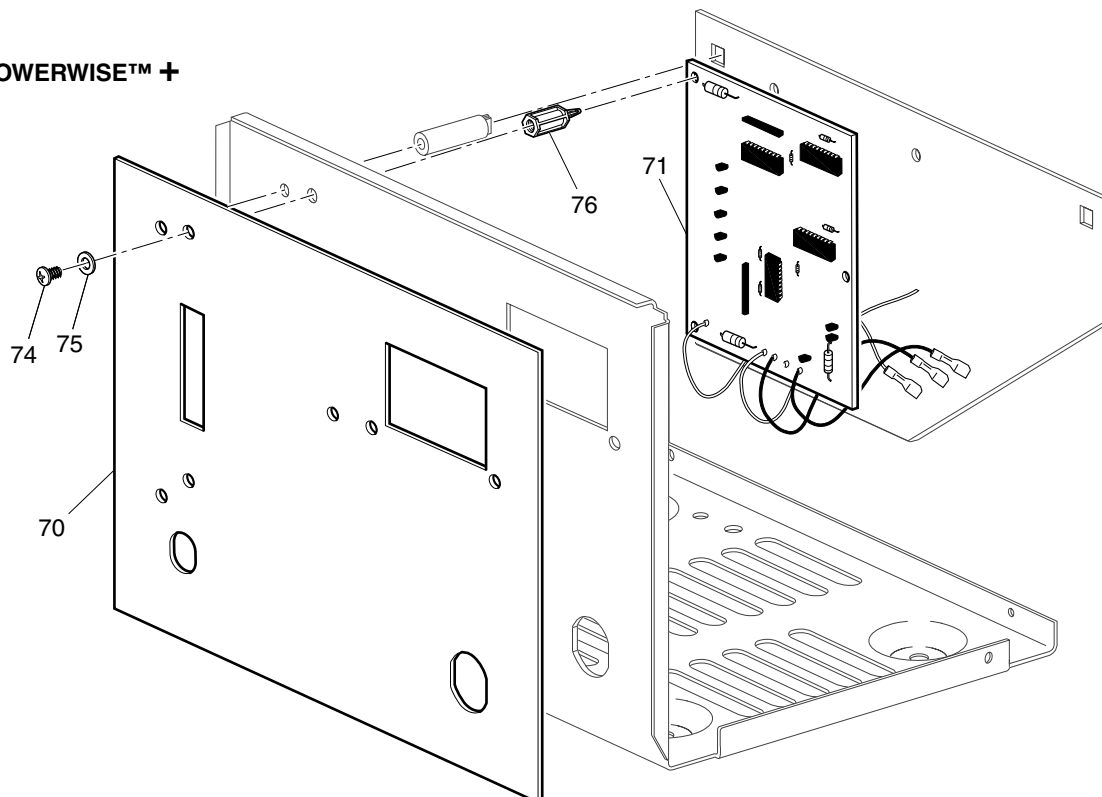
POWERWISE™



1 - Includes Items 3 - 63

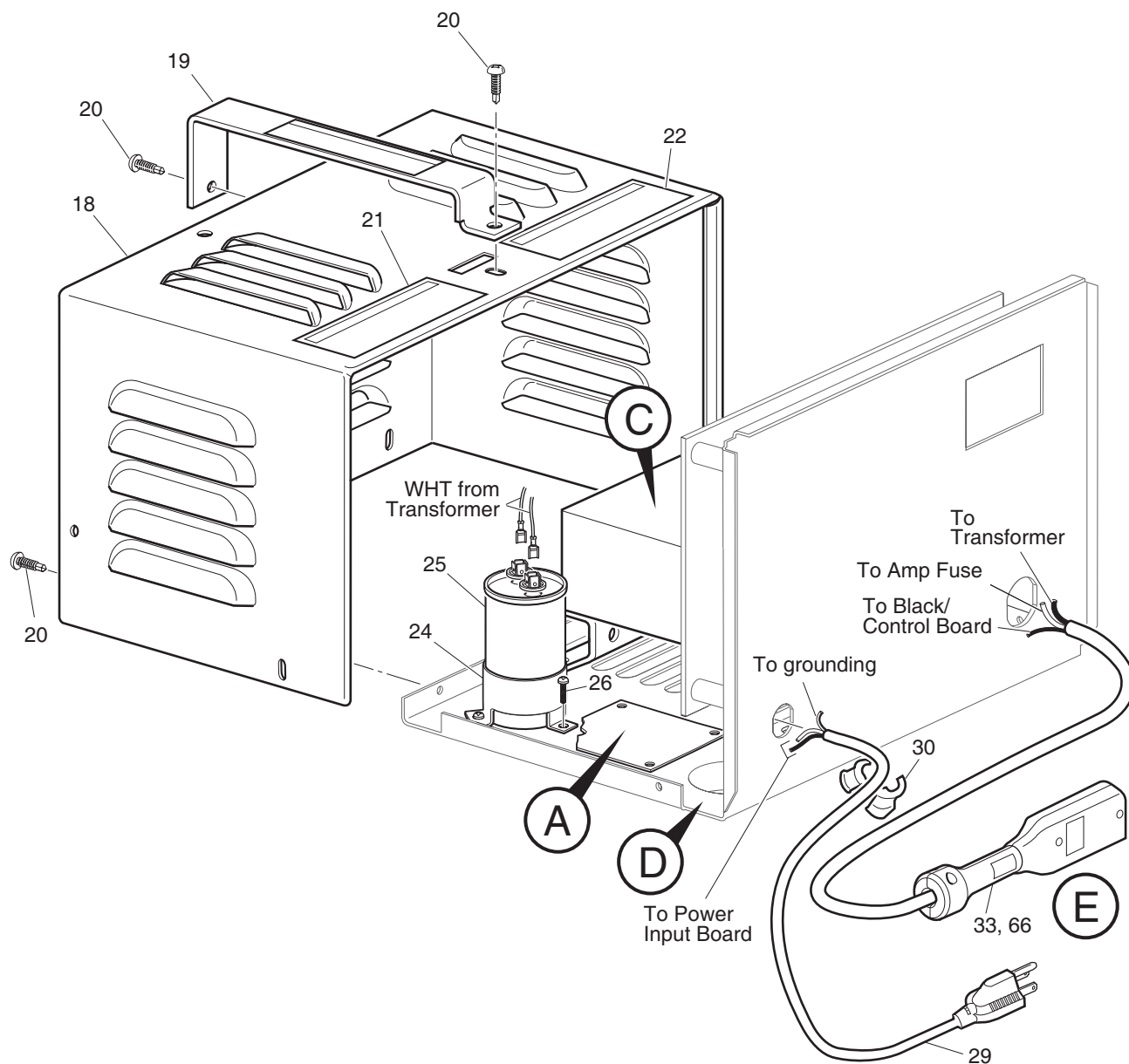
2 - Includes Items 3 - 13, 18 - 63, 70 - 76

POWERWISE™ +



Ref Bcp 1-1

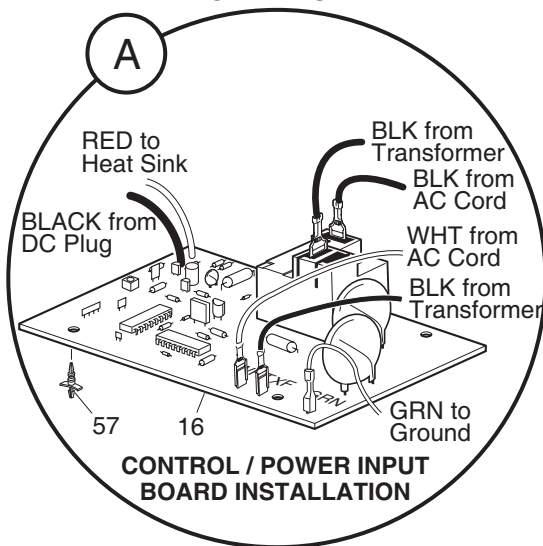
BATTERY CHARGER - PORTABLE 36 VOLT



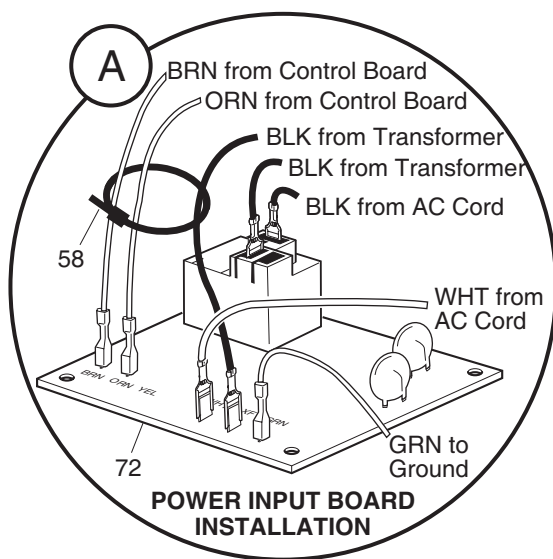
Ref Bcp 1-2

BATTERY CHARGER - PORTABLE 36 VOLT

POWERWISE™

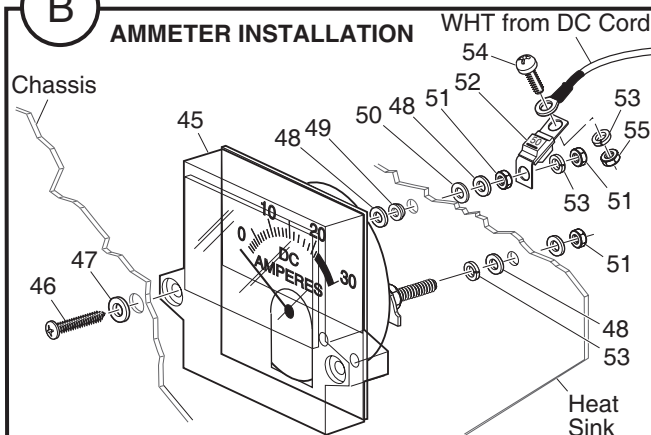


POWERWISE™ +



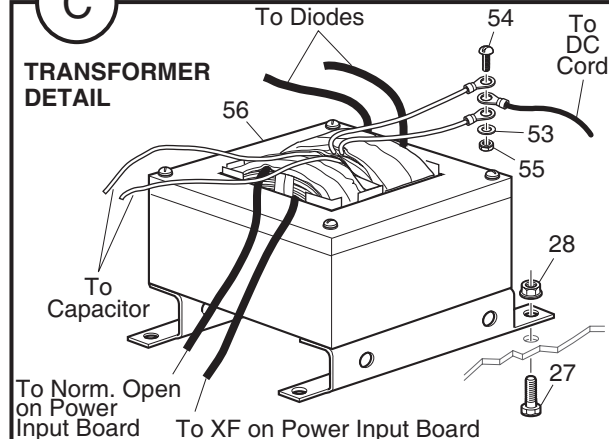
B

AMMETER INSTALLATION

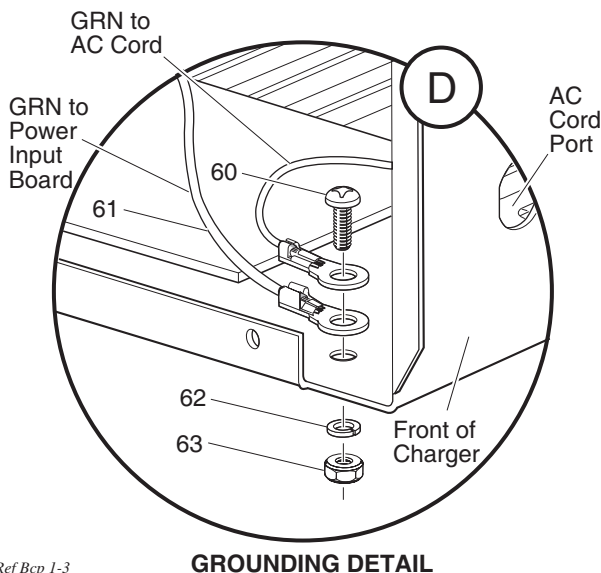


C

TRANSFORMER DETAIL

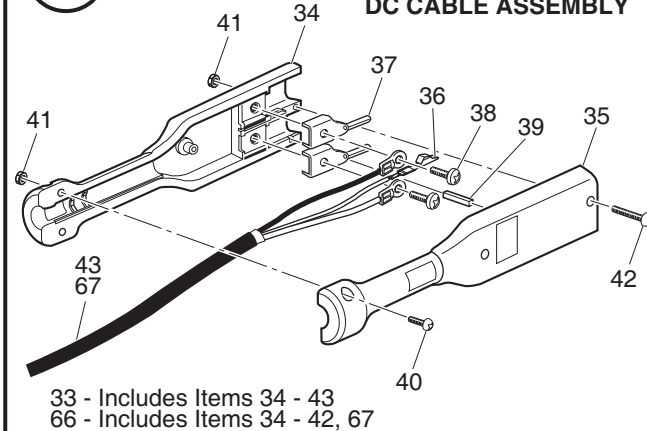


D




E

DC CABLE ASSEMBLY



Ref Bcp 1-3

BATTERY CHARGER - PORTABLE 36 VOLT



BATTERY CHARGER - PORTABLE 36 VOLT

Where applicable, THE USE OF NON UL PARTS WILL VOID ANY UL LISTING.

When ordering parts, please specify the model and serial number of the product.

* Indicates a component that is not available as an individual part.

G** Indicates consult Customer Service Department for additional information.

ITEM	PART NO.	1 2 3 4 5	DESCRIPTION	QTY.
1	28115-G01		POWERWISE™ CHARGER (10' CORD) (INCLUDES ITEMS 3 - 63).....	1
2	28115-G02		POWERWISE™ + CHARGER (PORTABLE, 10' CORD) (INCLUDES ITEMS 3 - 13, 18 - 63, 70 - 76).....	1
3	*		CHASSIS	1
4	00513-G6		SCREW, #8 - 18 X 1 3/4" LG	2
5	00559-G4		WASHER, #8	2
6	11572-G3		EXPANSION NUT	2
7	28104-G01		HEAT SINK	1
8	00372-G4		SCREW, #8 - 32 X 1/2" LG	4
9	00559-G4		WASHER, #8	4
10	00565-G4		LOCK WASHER, #8	4
11	00526-G1		NUT, #8 - 32	4
12	28548-G01		DIODE.....	1
13	28110-G01		ELECTRICAL CLIP	1
14				
15	*		LABEL (POWERWISE™)	1
16	28667-G01		CONTROL / POWER INPUT BOARD	1
17				
18	*		COVER	1
19	28102-G01		HANDLE	1
20	00614-G4		SCREW, #8 - 18 X 1/2" LG	6
21	28136-G01		LABEL (VENTILATION)	1
22	28136-G02		LABEL (CORD CONDITION).....	1
23				
24	26979-G01		CAPACITOR BRACKET	1
25	28109-G01		CAPACITOR	1
26	00969-G01		SCREW, #8 - 32 X 3/8" LG	3
27	00414-G5		BOLT, 1/4 - 20 X 5/8" LG.....	3
28	11027-G2		LOCK NUT, 1/4 - 20	3
29	19388-G4		AC CORD	1

BATTERY CHARGER - PORTABLE 36 VOLT

Where applicable, THE USE OF NON UL PARTS WILL VOID ANY UL LISTING.

When ordering parts, please specify the model and serial number of the product.

* Indicates a component that is not available as an individual part.

G** Indicates consult Customer Service Department for additional information.

ITEM	PART NO.	1 2 3 4 5	DESCRIPTION	QTY.
30	13557-G2		STRAIN RELIEF (AC).....	1
31				
32				
33	73345-G01		DC CORD AND HANDLE ASSEMBLY (INCLUDES ITEMS 34 - 43)	1
34	73051-G11		PLUG (TOP HALF).....	1
35	73051-G12		PLUG (BOTTOM HALF).....	1
36	73051-G27		AUXILIARY CONTACT.....	1
37	73051-G14		MALE PIN.....	2
38	73051-G08		SCREW, #10 - 32 X 1/2" LG (BRASS).....	2
39	73051-G15		MAGNET	1
40	73051-G16		SCREW, #6 - 32 X 1/2" LG (STAINLESS STEEL)	2
41	73051-G10		LOCK NUT, #6 - 32	4
42	73051-G17		SCREW, #6 - 32 X 1" LG (STAINLESS STEEL)	2
43	73344-G01		DC CORD, 10' LG	1
44				
45	28105-G01		AMMETER.....	1
46	01051-G01		SCREW, #8 - 16 X 1/2" LG	2
47	00559-G4		WASHER, #8	2
48	01003-G01		WASHER, #10 (BRASS).....	4
49	22589-G2		SHOULDER WASHER, #10	1
50	00771-G6		NYLON WASHER, 3/8".....	1
51	00528-G4		NUT, #10 - 32 (BRASS)	3
52	28106-G01		50 AMP FUSE.....	1
53	00565-G5		LOCK WASHER, #10	4
54	00378-G4		SCREW, #10 - 24 X 1/2" LG	2
55	00526-G3		NUT, #10 - 24	2
56	28103-G01		TRANSFORMER	1
57	27877-G01		SPACER SUPPORT	4
58	17618-G1		WIRE TIE	2
59				

BATTERY CHARGER - PORTABLE 36 VOLT

Where applicable, THE USE OF NON UL PARTS WILL VOID ANY UL LISTING.

When ordering parts, please specify the model and serial number of the product.

* Indicates a component that is not available as an individual part.

G** Indicates consult Customer Service Department for additional information.

ITEM	PART NO.	1 2 3 4 5	DESCRIPTION	QTY.
60	00372-G3		SCREW, #8 - 32 X 3/8" LG	1
61	25977-G32		16 GA WIRE (GREEN 4")	1
62	00565-G4		LOCK WASHER, #8	1
63	00526-G1		NUT, #8 - 32	1
64				
65	28115-G07		POWERWISE™ CHARGER (PORTABLE, 18' CORD) (INCLUDES ITEMS 3 - 31, 45 - 63, 66, 67)	1
66	73345-G03		DC CORD AND HANDLE ASSEMBLY (INCLUDES ITEMS 34 - 42, 67)	1
67	73344-G03		DC CORD, 18' LG.....	1
68				
69	28115-G08		POWERWISE™ + CHARGER (PORTABLE, 18' CORD) (INCLUDES ITEMS 3 - 13, 18 - 31, 45 - 63, 66, 67, 70 - 76).....	1
70	*		LABEL (POWERWISE™ +)	1
71	28667-G02		CONTROL BOARD	1
72	28667-G03		POWER INPUT BOARD	1
73				
74	01005-G01		SCREW, #TEFLON-PLT-30-ZP #6-20 X 5/16"	3
75	00559-G3		WASHER, #6.....	3
76	28111-G01		SUPPORT SPACER	3
77				
78				
79	605747		POWERWISE QE (DELTA), 10' CORD 36 VOLT CHARGER	1
80	604320		KIT, AC CORD, 9' , POWERWISE QE	1
81	605493		KIT, 10' DC CORD, 36V POWERWISE QE	1
82	605607		KIT, PCB/EMI BRD, 36-48V PWISE QE	1
83	605608		KIT, CHARGER OVER/HNDLE, 36V PW QE	1
84	606296		CHARGER HANDLE-POWERWISE QE.....	1
85	605748		POWERWISE QE(DELTA), 18' CORD 36 VOLT CHARGER.....	1
86	604320		KIT, AC CORD, 9' , POWERWISE QE	1
87	605494		KIT, 18' DC CORD, 36V POWERWISE QE	1
88	605607		KIT, PCB/EMI BRD, 36V PWISE QE	1

BATTERY CHARGER - PORTABLE 36 VOLT

Where applicable, THE USE OF NON UL PARTS WILL VOID ANY UL LISTING.

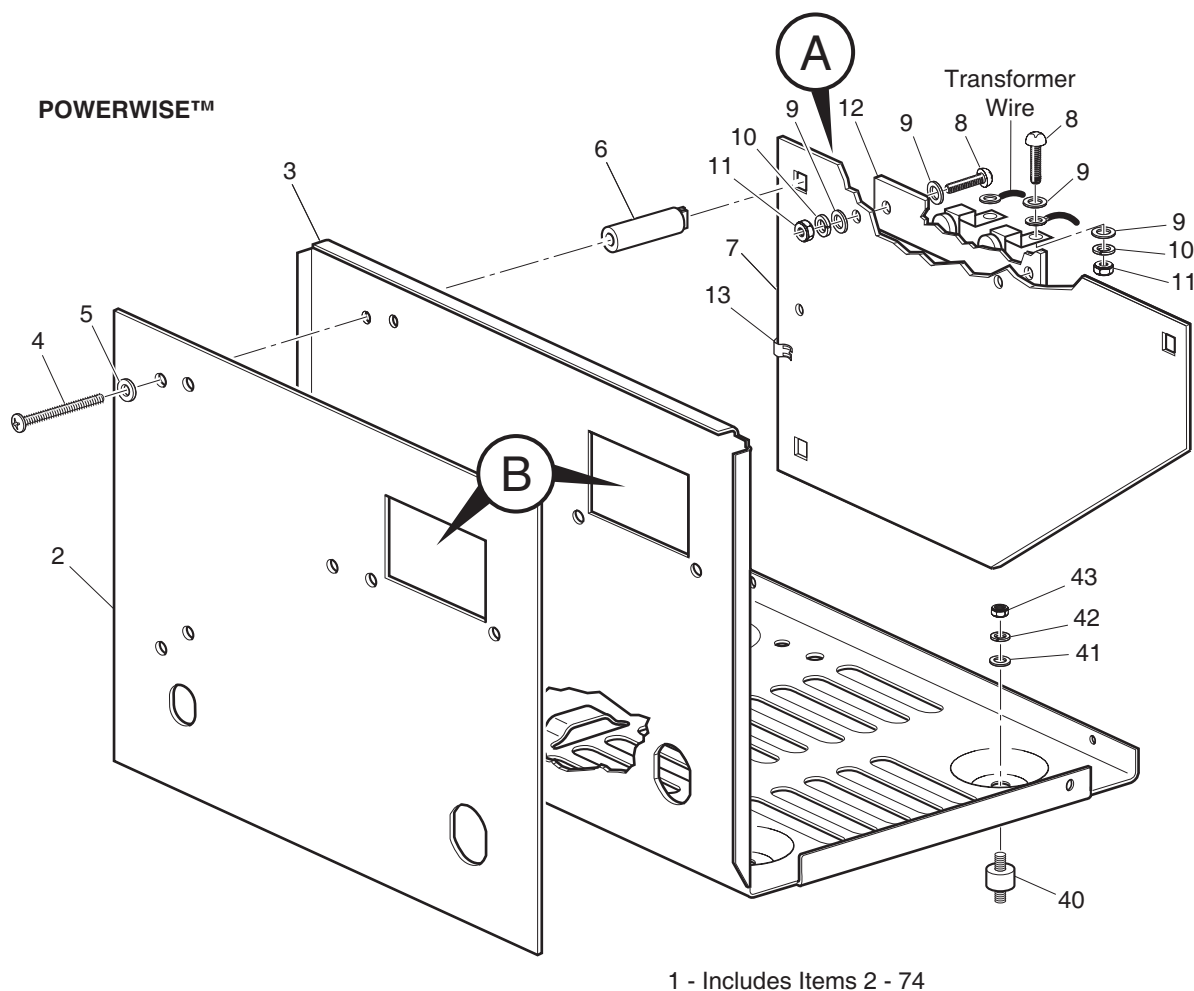
When ordering parts, please specify the model and serial number of the product.

* Indicates a component that is not available as an individual part.

G** Indicates consult Customer Service Department for additional information.

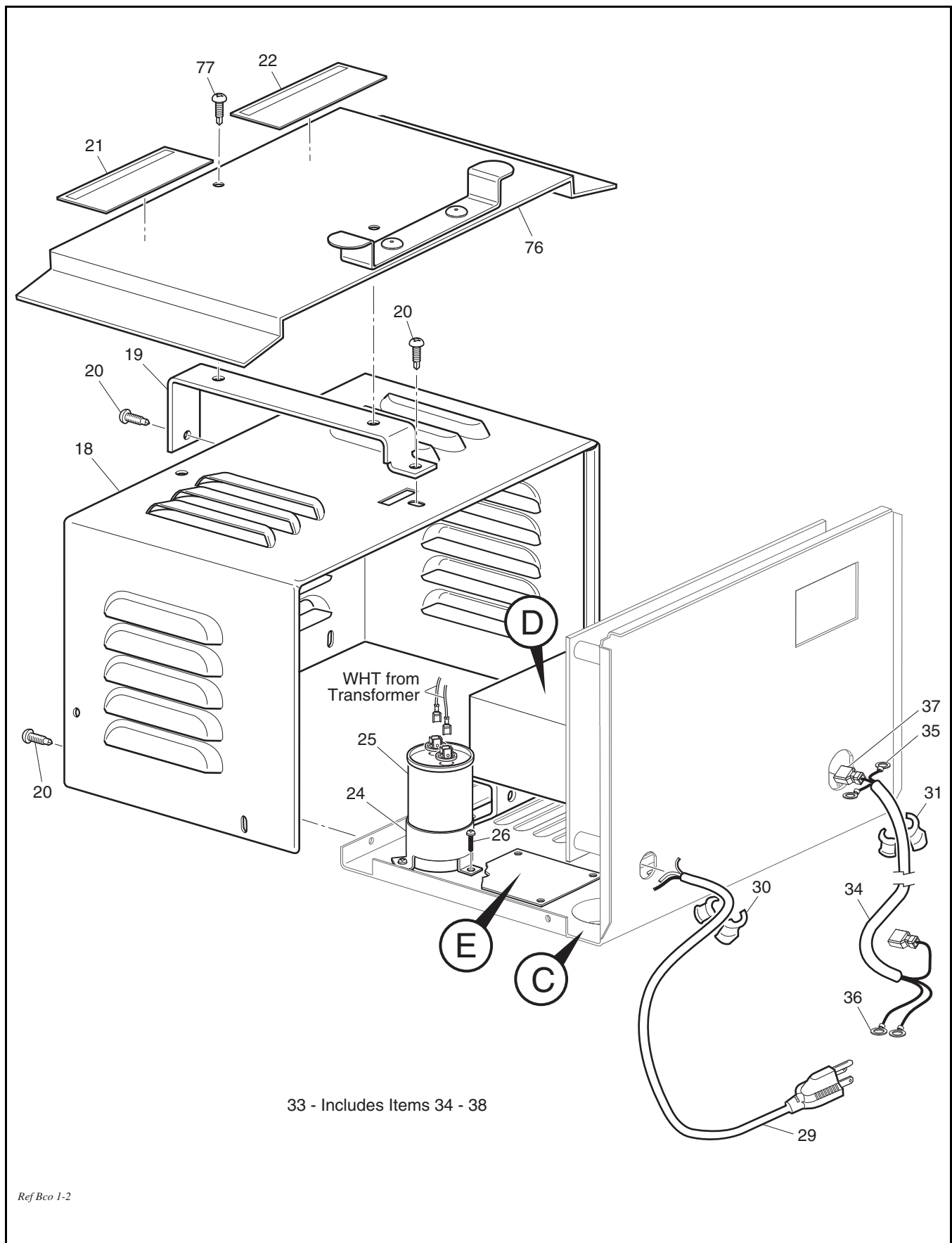
ITEM	PART NO.	1	2	3	4	5	DESCRIPTION	QTY.
89	605608						KIT, CHARGER CVER/HNDLE, 36V PW QE	1
90	606296						CHARGER HANDLE-POWERWISE QE	1

BATTERY CHARGER - ON BOARD 36 VOLT



Ref Bco 1-1

BATTERY CHARGER - ON BOARD 36 VOLT

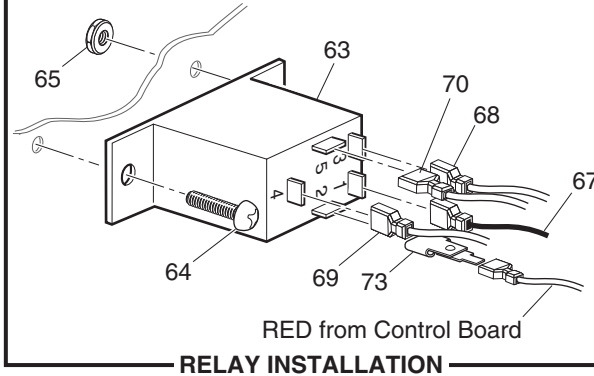


Ref Bco 1-2

BATTERY CHARGER - ON BOARD 36 VOLT

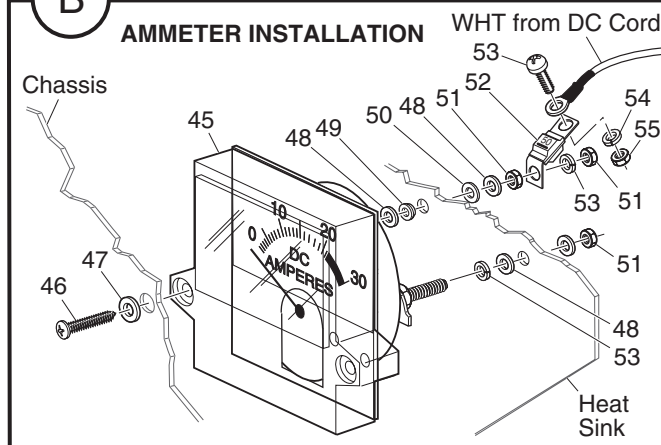
- Pin 1 - Wire 67 to Input Board "COM"
Pin 2 - Tab Adapter 73, RED wire from Control Board
Pin 3 - Wire 68 to Input Board "WHT"
Pin 4 - Wire 69 to Heat Sink Clip
Pin 5 - Wire 70 to DC Cord RED Wire

A

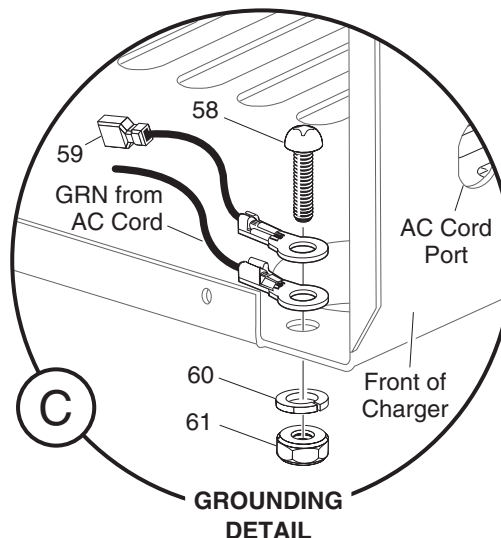


B

AMMETER INSTALLATION



C

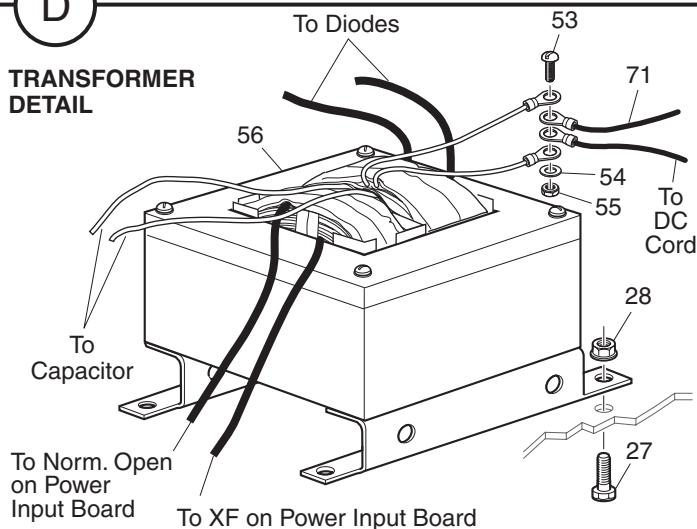


Ref Bco 1-3

BATTERY CHARGER - ON BOARD 36 VOLT

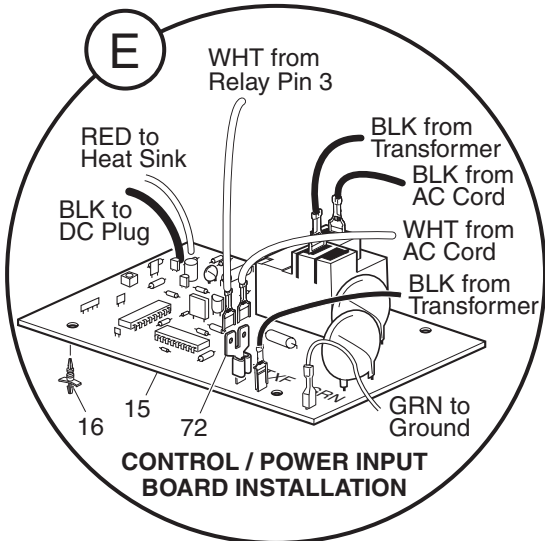
D

TRANSFORMER DETAIL

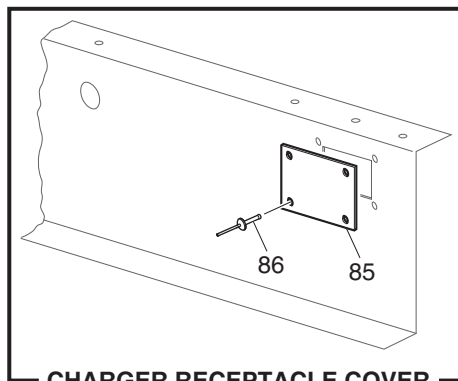
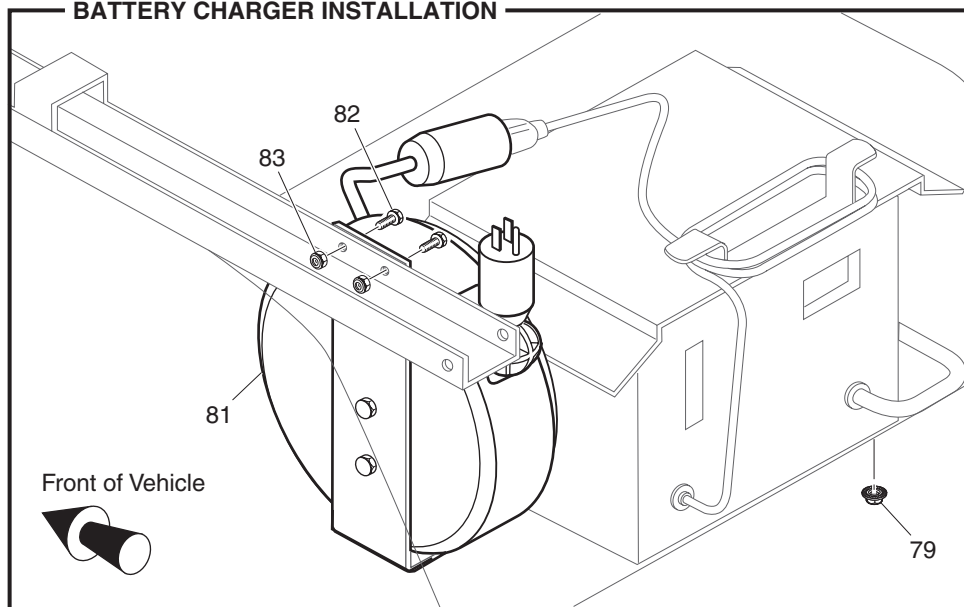


POWERWISE™

E



BATTERY CHARGER INSTALLATION



CHARGER RECEPTACLE COVER

Ref Bco 1-4

BATTERY CHARGER - ON BOARD 36 VOLT

Where applicable, THE USE OF NON UL PARTS WILL VOID ANY UL LISTING.

When ordering parts, please specify the model and serial number of the product.

* Indicates a component that is not available as an individual part.

G** Indicates consult Customer Service Department for additional information.

ITEM	PART NO.	1 2 3 4 5	DESCRIPTION	QTY.
1	28115-G11		POWERWISE™ CHARGER (ON BOARD) (INCLUDES ITEMS 2 - 74).....	1
2	*		LABEL (POWERWISE™)	1
3	*		CHASSIS	1
4	00513-G6		SCREW, #8 - 18 X 1 3/4" LG	2
5	00559-G4		WASHER, #8	2
6	11572-G3		EXPANSION NUT	2
7	28104-G01		HEAT SINK	1
8	00372-G4		SCREW, #8 - 32 X 1/2" LG	4
9	00559-G4		WASHER, #8	6
10	00565-G4		LOCK WASHER, #8	4
11	00526-G1		NUT, #8 - 32	4
12	28548-G01		DIODE.....	1
13	28110-G01		ELECTRICAL CLIP	1
14				
15	28667-G01		CONTROL / POWER INPUT BOARD	1
16	27877-G01		SPACER SUPPORT	4
17				
18	*		COVER	1
19	28102-G01		HANDLE	1
20	00614-G4		SCREW, #8 - 18 X 1/2" LG	4
21	28136-G01		LABEL (VENTILATION)	1
22	28136-G02		LABEL (CORD CONDITION).....	1
23				
24	26979-G01		CAPACITOR BRACKET	1
25	28109-G01		CAPACITOR	1
26	00969-G01		SCREW, #8 - 32 X 3/8" LG	3
27	00414-G5		BOLT, 1/4 - 20 X 5/8" LG.....	3
28	11027-G2		LOCK NUT, 1/4 - 20	3
29	19388-G5		AC CORD	1
30	13557-G2		STRAIN RELIEF (AC).....	1

BATTERY CHARGER - ON BOARD 36 VOLT

Where applicable, THE USE OF NON UL PARTS WILL VOID ANY UL LISTING.

When ordering parts, please specify the model and serial number of the product.

* Indicates a component that is not available as an individual part.

G** Indicates consult Customer Service Department for additional information.

ITEM	PART NO.	1 2 3 4 5	DESCRIPTION	QTY.
31	13557-G3		STRAIN RELIEF (DC).....	1
32				
33	73344-G06		DC CORD ASSEMBLY (INCLUDES ITEMS 34 - 38)	1
34	28107-G01		DC CORD.....	1
35	11343-G3		RING TERMINAL, 3/16"	2
36	11343-G1		RING TERMINAL, 5/16"	2
37	17064-G2		FEMALE TERMINAL	2
38	*		HEAT SHRINK TUBING	A/R
39				
40	22009-G2		ISOLATION MOUNT	4
41	00559-G7		WASHER, FL-A-N-CP 1/4.....	4
42	00565-G7		WASHER-LK-SP-CP-1/4	4
43	00532-G1		NUT, 1/4 - 20.....	4
44				
45	28105-G01		AMMETER	1
46	01051-G01		SCREW, #8 - 16 X 1/2" LG	2
47	00559-G4		WASHER, #8	2
48	01003-G01		WASHER, #10 (BRASS).....	4
49	22589-G2		SHOULDER WASHER, #10	1
50	00771-G6		NYLON WASHER, 3/8".....	1
51	00528-G4		NUT, #10 - 32 (BRASS)	3
52	28106-G01		50 AMP FUSE.....	1
53	00378-G4		SCREW, #10 - 24 X 1/2" LG	2
54	00565-G5		LOCK WASHER, #10	4
55	00526-G3		NUT, #10 - 24.....	2
56	28103-G01		TRANSFORMER	1
57				
58	00372-G3		SCREW, #8 - 32 X 3/8" LG	1
59	25977-G32		16 GA WIRE (GREEN 4").....	1
60	00565-G4		LOCK WASHER, #8	1

BATTERY CHARGER - ON BOARD 36 VOLT

Where applicable, THE USE OF NON UL PARTS WILL VOID ANY UL LISTING.

When ordering parts, please specify the model and serial number of the product.

* Indicates a component that is not available as an individual part.

G** Indicates consult Customer Service Department for additional information.

ITEM	PART NO.	1 2 3 4 5	DESCRIPTION	QTY.
61	00526-G1		NUT, #8 - 32	1
62				
63	21971-G4		RELAY	1
64	00138-G4		SCREW, #6 - 32 X 1/2" LG	2
65	14390-G9		LOCK NUT, #6 - 32	2
66				
67	25977-G38		16 GA WIRE (BLACK 4")	1
68	25977-G37		16 GA WIRE (WHITE 5")	1
69	25978-G161		18 GA WIRE (BLUE 6")	1
70	25978-G162		18 GA WIRE (YELLOW 6")	1
71	25978-G163		18 GA WIRE (BLACK 7")	1
72	17902-G1		ADAPTER TAB	1
73	28305-G01		ADAPTER TERMINAL, 1/4" X 3/16"	1
74				
75				
76	71968-G02		SHIELD	1
77	00106-G6		SCREW, #12 - 24 X 3/4" LG	2
78				
79	11027-G2		LOCK NUT, 1/4 - 20	2
80				
81	73368-G01		CORD REEL	1
82	00438-G6		BOLT, 5/16 - 18 X 3/4" LG	2
83	11027-G1		LOCK NUT, 5/16 - 18	2
84				
85	73173-G01		COVER PLATE	1
86	14601-G10		RIVET, 1/8" X 7/16" LG (ALUMINUM)	4

DID YOU KNOW?

CartPros directs you to the right part using the part numbers from this manual. Enter the part number into our search box and it will find the part you are looking for.

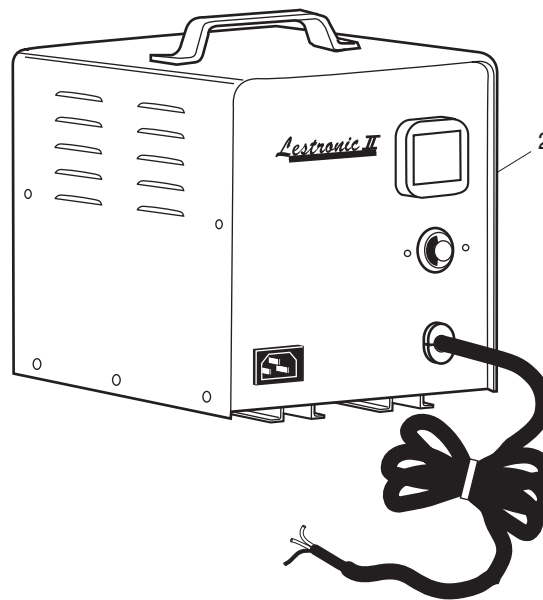
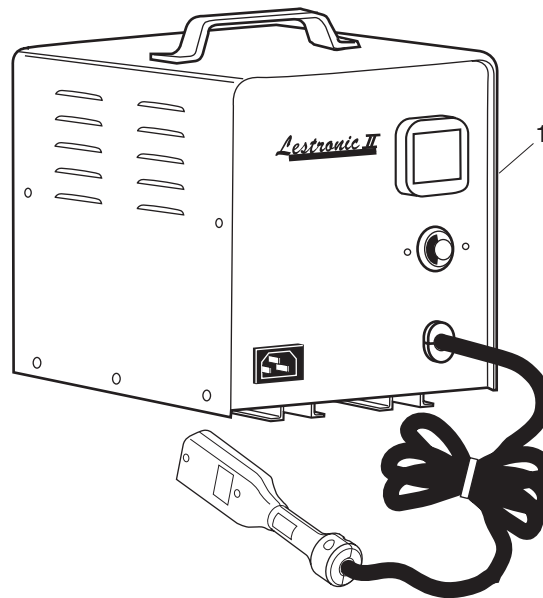
**GET STARTED
HERE**



<https://CartPros.com/f.html>

BATTERY CHARGER - ON BOARD 36 VOLT

BATTERY CHARGER - EXPORT 36 VOLT



Ref Bcl 1

BATTERY CHARGER - EXPORT 36 VOLT

Where applicable, THE USE OF NON UL PARTS WILL VOID ANY UL LISTING.

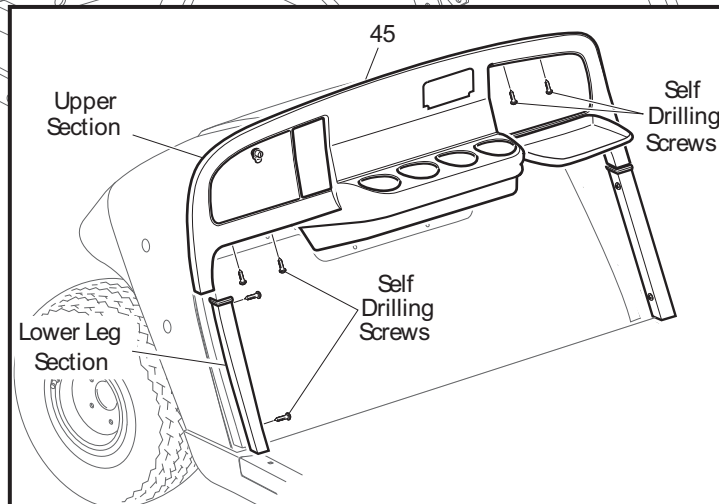
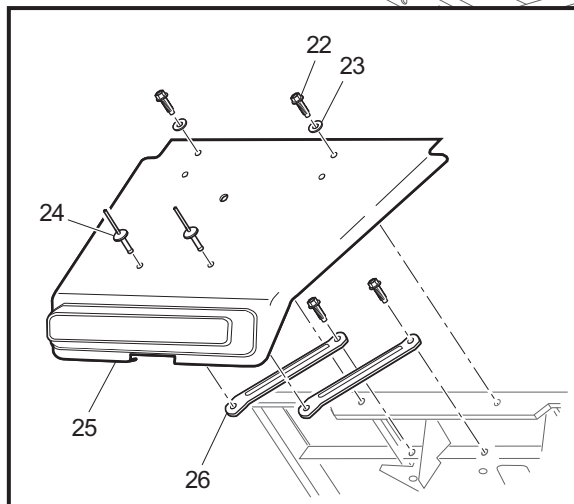
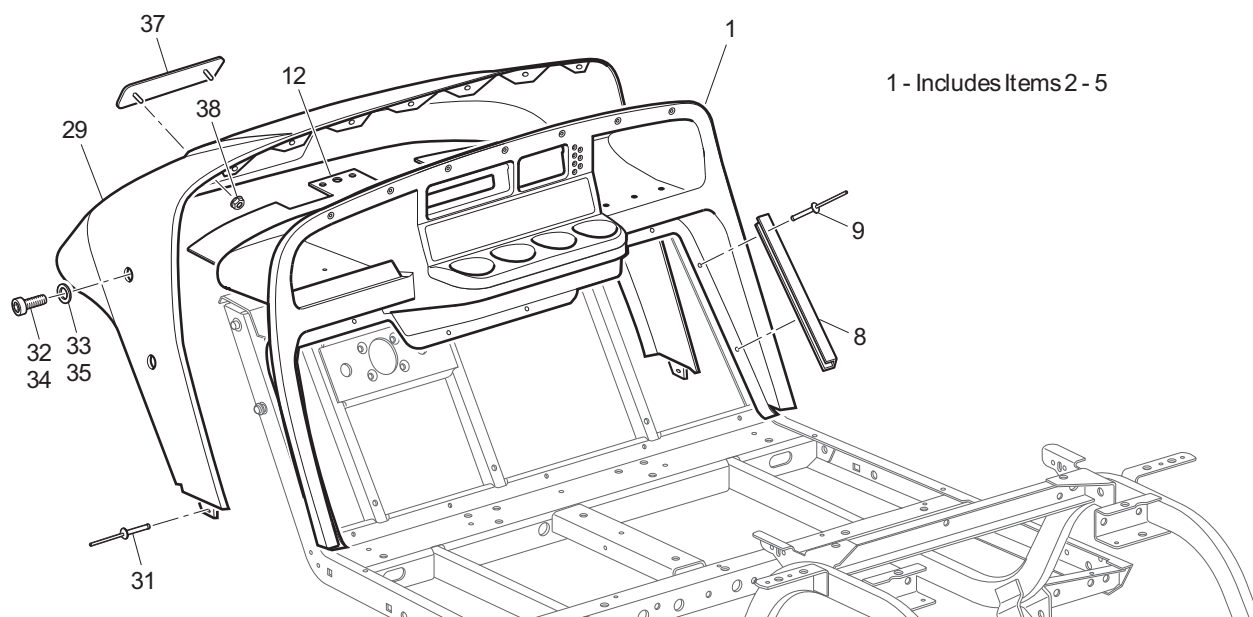
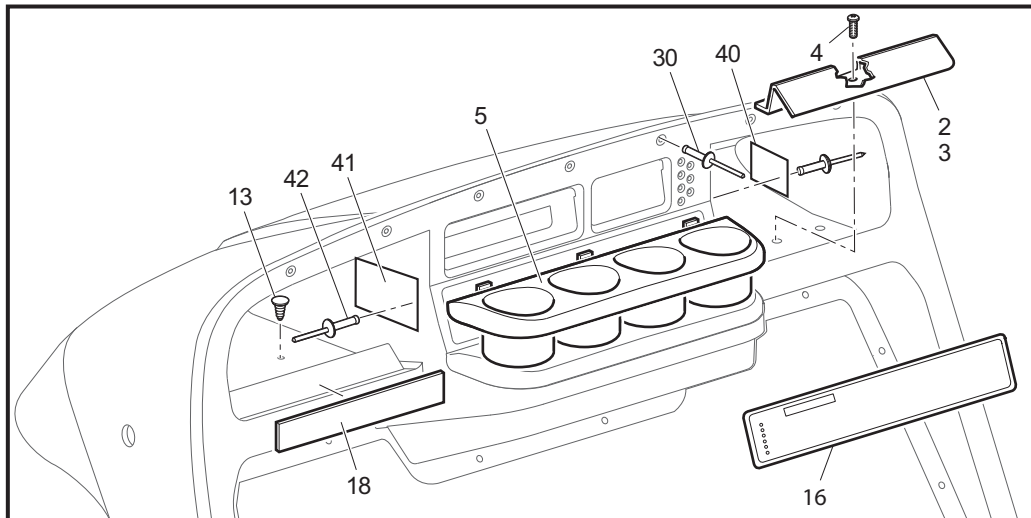
When ordering parts, please specify the model and serial number of the product.

* Indicates a component that is not available as an individual part.

G** Indicates consult Customer Service Department for additional information.

ITEM	PART NO.	1 2 3 4 5	DESCRIPTION	QTY.
1	28516-G01		BATTERY CHARGER, LESTER, 36 VOLT, PORTABLE WITH POWERWISE CONNECTOR, CE APPROVED (OPTIONAL)	
2	28516-G03		<p>BATTERY CHARGER, LESTER, 36 VOLT, ON-BOARD, CE APPROVED (OPTIONAL)</p> <p>For service or replacement parts, contact: Lester Electrical 625 West "A" Street Lincoln, NE 68522</p> <p>Phone: (402) 477-8988, FAX: (402) 474-1769</p> <p>Always provide the following information when requesting information or ordering replacement parts:</p> <p>Model Number: Serial Number: (stamped into housing)</p>	

BODY - FRONT



Ref Bod 1-1



BODY - FRONT

Where applicable, THE USE OF NON UL PARTS WILL VOID ANY UL LISTING.

When ordering parts, please specify the model and serial number of the product.

* Indicates a component that is not available as an individual part.

G** Indicates consult Customer Service Department for additional information.

ITEM	PART NO.	1 2 3 4 5	DESCRIPTION	QTY.
1	71151-G01		INSTRUMENT PANEL ASSEMBLY (INCLUDES ITEMS 2 - 5)	1
2	71153-G01		DEFLECTOR (PASSENGER SIDE)	1
3	71154-G01		DEFLECTOR (DRIVER SIDE)	1
4	00614-G5		SCREW, #8 - 18 X 5/8" LG	6
5	71158-G01		INSTRUMENT PANEL INSERT (4 CUP HOLDER)	1
6				
7				
8	71115-G01		VINYL TRIM	2
9	71055-G01		RIVET, 3/16" X 1" LG (ALUMINUM)	10
10				
11				
12	71413-G01		SPLASH PANEL	1
13	16816-G2		RATCHET FASTENER, 1/4" X 3/4" LG	5
14				
15				
16	608465		LABEL (SAFETY)	1
17				
18	74443-G01		LABEL (ANTI-ROLLBACK)	1
19				
20				
21				
22	01038-G01		BOLT, 1/4 - 20 X 11/16" LG	4
23	16469-G1		WASHER, 1/4"	2
24	01057-G01		RIVET, 1/4" X 1" LG	2
25	27166-G04		FRONT SHIELD	1
26	70725-G02		FRONT SHIELD BRACE	2
27				
28				
29	71051-G**		COWL	1
30	71055-G01		RIVET, 3/16" X 1" LG (ALUMINUM)	9

BODY - FRONT

Where applicable, THE USE OF NON UL PARTS WILL VOID ANY UL LISTING.

When ordering parts, please specify the model and serial number of the product.

* Indicates a component that is not available as an individual part.

G** Indicates consult Customer Service Department for additional information.

ITEM	PART NO.	1 2 3 4 5	DESCRIPTION	QTY.
31	10570-G11		RIVET, 3/16" X 3/4" LG (STAINLESS STEEL)	2
32	71056-G01		BOLT, 5/16 - 18 X 5/8" LG	4
33	00570-G2		WASHER, 5/16.....	4
34	00438-G6		BOLT, 5/16 - 18 X 3/4" LG (WITH TOP)	2
35	00571-G2		WASHER, 5/16"	2
36				
37	71037-G02		E-Z-GO NAMEPLATE (GOLD).....	1
38	71597-G01		NUT, SELF-THREADING, 5MM STUD x 10MM HEX	2
39				
40				
41				
42				
43				
44				
45	74239-G01		INSTRUMENT PANEL WOODGRAIN APPLIQUE KIT	1

**DID YOU
KNOW?**

CartPros directs you to the right part using the part numbers from this manual. Enter the part number into our search box and it will find the part you are looking for.

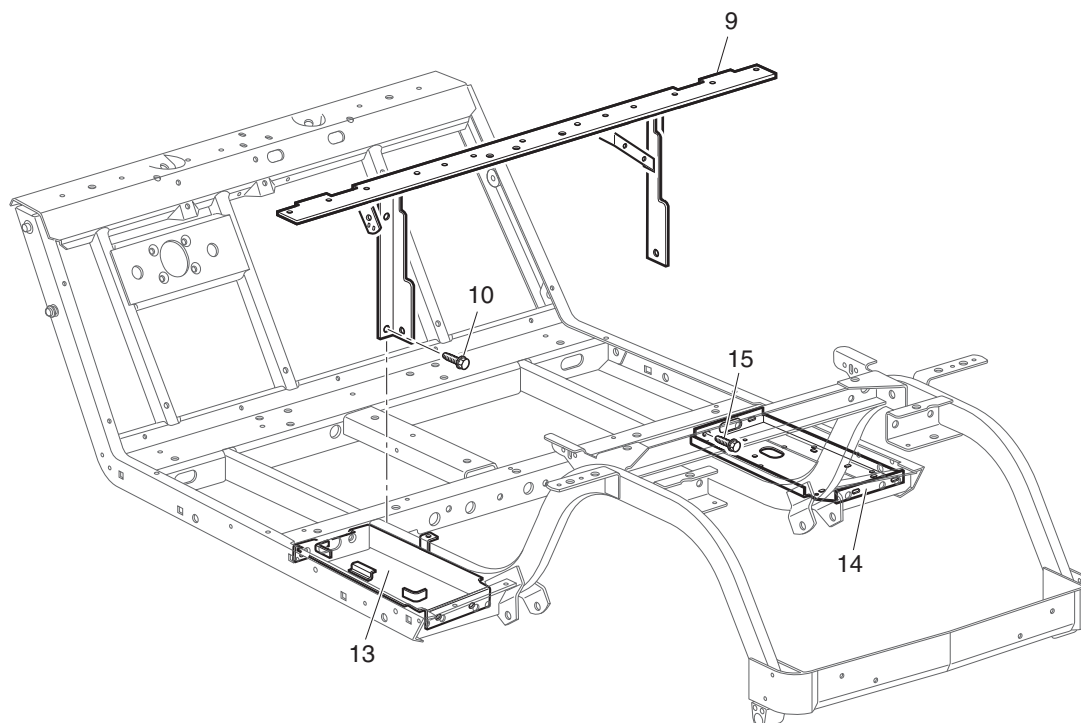
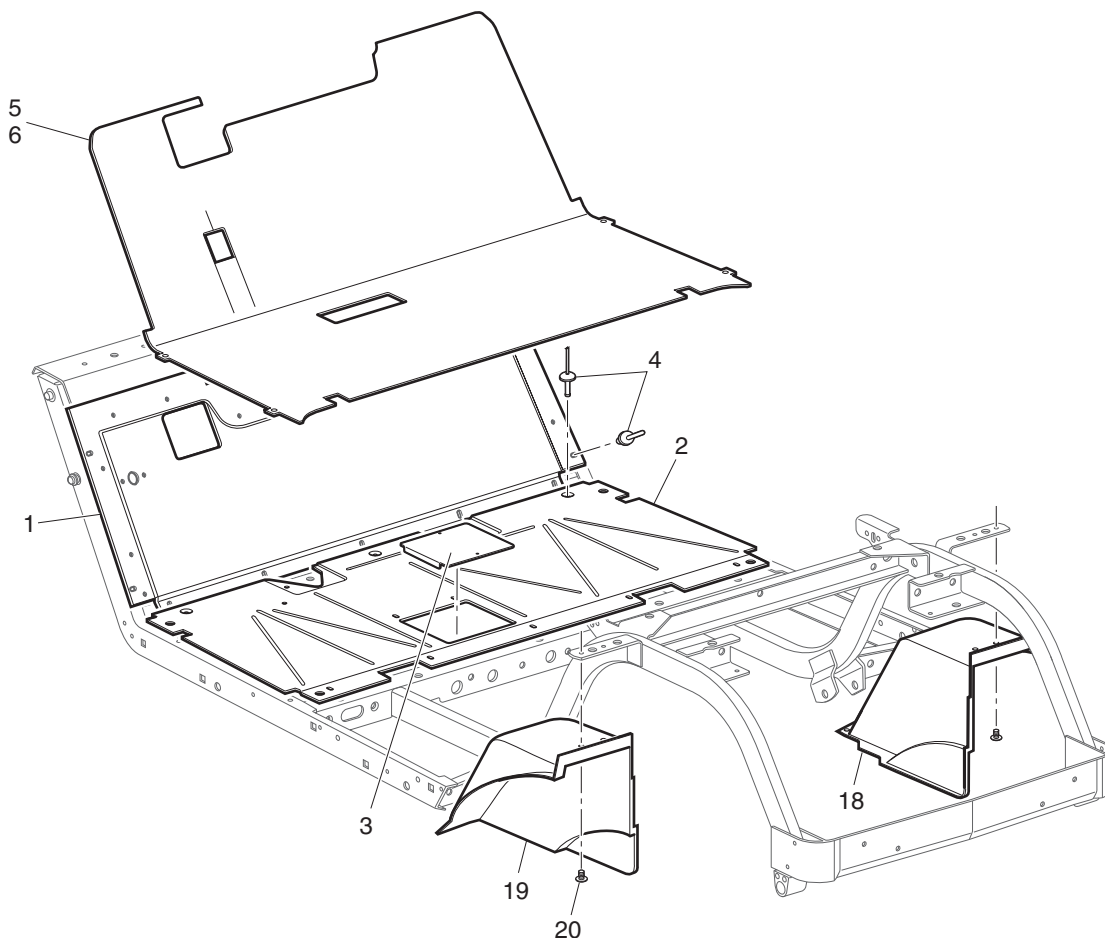
**GET STARTED
HERE**



<https://CartPros.com/f.html>

BODY - FRONT

BODY - MID SECTION



Ref Bod 2-2

BODY - MID SECTION

Where applicable, THE USE OF NON UL PARTS WILL VOID ANY UL LISTING.

When ordering parts, please specify the model and serial number of the product.

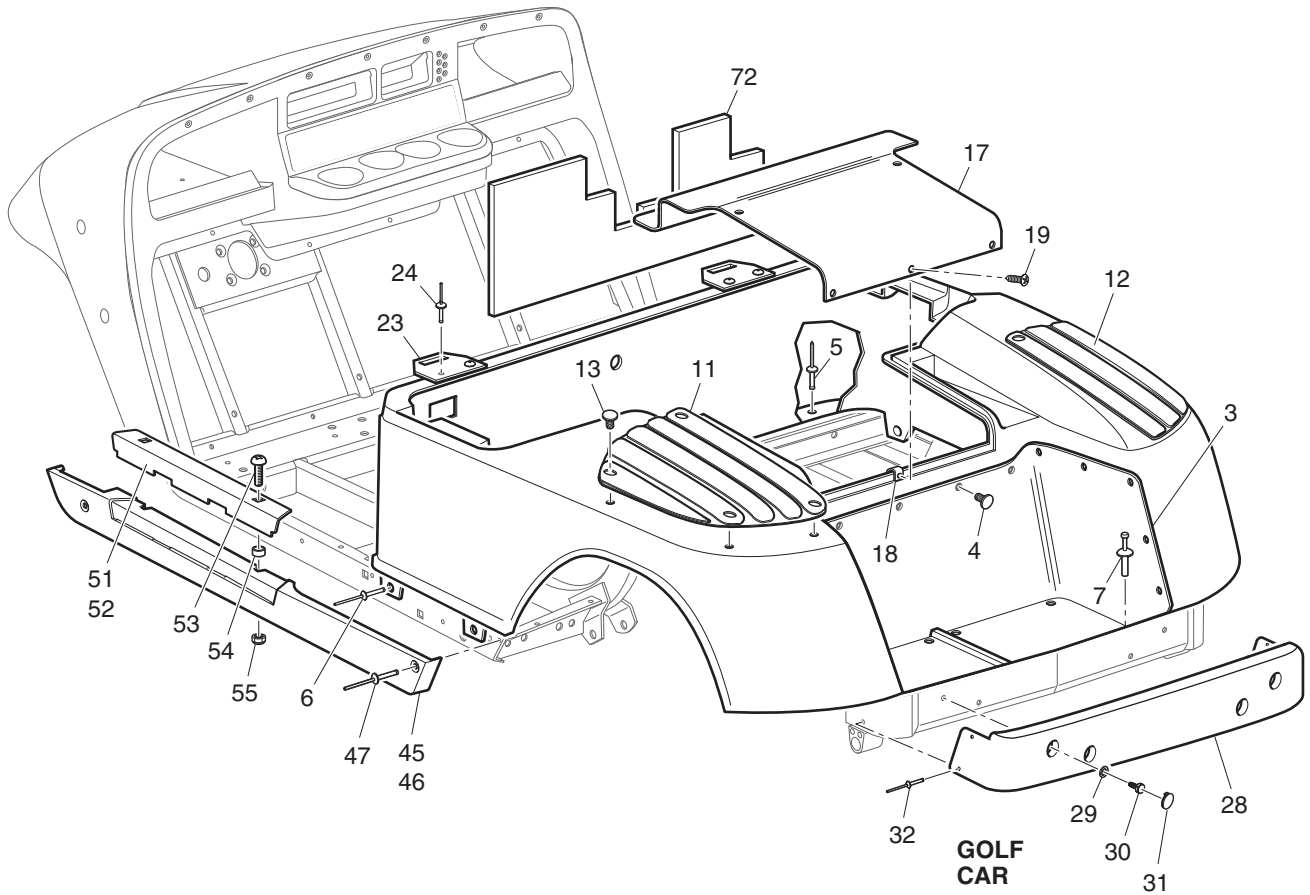
* Indicates a component that is not available as an individual part.

G** Indicates consult Customer Service Department for additional information.

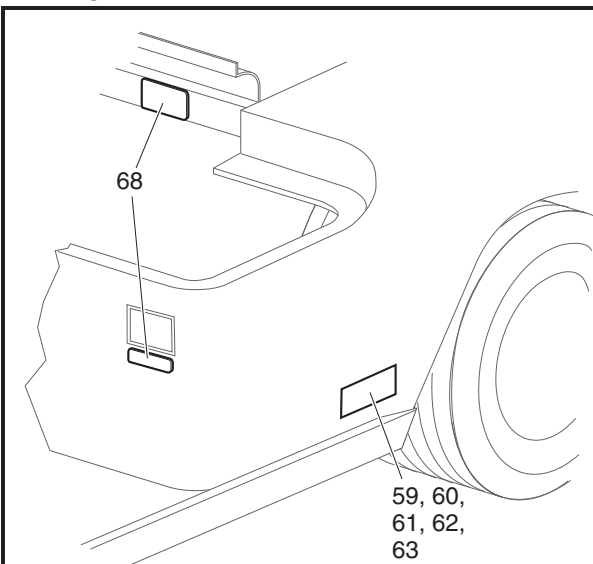
ITEM	PART NO.	1 2 3 4 5	DESCRIPTION	QTY.
1	70662-G01		UPPER FLOORPAN.....	1
2	70451-G01		LOWER FLOORPAN.....	1
3	70452-G01		ACCESS COVER.....	1
4	14601-G11		RIVET, 3/16" X 9/16" LG (ALUMINUM).....	16
5	70995-G01		FLOORMAT.....	1
6	70995-G02		FLOORMAT WITH HORN HOLE	1
7				
8				
9	70440-G04		SEAT FRAME.....	1
10	00715-G2		BOLT, 5/16 - 18 X 4/5" LG	2
11				
12				
13	600496		BATTERY TRAY.....	1
14	70244-G03		SPLASH PANEL.....	1
15	00715-G2		BOLT, 5/16 - 18 X 4/5" LG	4
16				
17				
18	71812-G01		FENDER LINER (PASSENGER SIDE)	1
19	71812-G02		FENDER LINER (DRIVER SIDE).....	1
20	16816-G2		RATCHET FASTENER, 1/4" X 3/4" LG	8

BODY - REAR

- 1 - Includes Items 3, 4
- 2 - Includes Items 3, 4

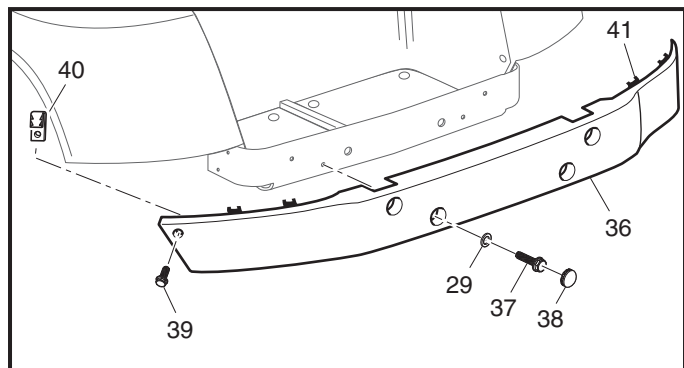


LABELS



Ref Bod 2-3

SHUTTLE 2+2 AND CONVERTIBLE CARRIER



BODY - REAR

Where applicable, THE USE OF NON UL PARTS WILL VOID ANY UL LISTING.

When ordering parts, please specify the model and serial number of the product.

* Indicates a component that is not available as an individual part.

G** Indicates consult Customer Service Department for additional information.

ITEM	PART NO.	1 2 3 4 5	DESCRIPTION	QTY.
1	71912-G4**		REAR BODY (WITHOUT TAILLIGHTS) (INCLUDES ITEMS 3, 4)	1
2	71334-G0**		REAR BODY (WITH TAILLIGHTS) (INCLUDES ITEMS 3, 4)	1
3	71318-G01		BAGWELL LINER	1
4	16816-G1		RATCHET FASTENER, 1/4" X 9/16" LG	26
5	10570-G10		RIVET, 5/32" X 9/16" LG (STAINLESS STEEL)	6
6	10570-G12		RIVET, 1/4" X 9/16" LG (ALUMINUM)	4
7	18436-G1		RIVET, 1/4" X 3/4" LG	2
8				
9				
10				
11	75126-G01		FENDER SCUFFGUARD (DRIVER SIDE)	1
12	75126-G02		FENDER SCUFFGUARD (PASSENGER SIDE)	1
13	16816-G2		RATCHET FASTENER, 1/4" X 3/4" LG	8
14				
15				
16				
17	71320-G01		ACCESS PANEL	1
18	71364-G02		'J' CLIP	1
19	01107-G01		SCREW, #8 X 5/8" LG (STAINLESS STEEL)	5
20				
21				
22				
23	71609-G01		SEAT HINGE PLATE	2
24	10570-G11		RIVET, 3/16" X 3/4" LG (STAINLESS STEEL)	4
25				
26				
27				
28	71578-G01		REAR BUMPER	1
29	00571-G2		WASHER, 5/16"	4
30	71102-G01		BOLT, 1/4 - 20 X 3/4" LG	4

BODY - REAR

Where applicable, THE USE OF NON UL PARTS WILL VOID ANY UL LISTING.

When ordering parts, please specify the model and serial number of the product.

* Indicates a component that is not available as an individual part.

G** Indicates consult Customer Service Department for additional information.

ITEM	PART NO.	1 2 3 4 5	DESCRIPTION	QTY.
31	71514-G01		BUMPER PLUG	4
32	14601-G17		RIVET, 3/16" X 9/16" LG (ALUMINUM)	4
33				
34				
35				
36	71456-G01		REAR BUMPER (SHUTTLE 2+2)	1
37	71398-G01		BOLT, 1/4 - 20 X 1 1/4" LG	2
38	71455-G01		BUMPER PLUG	4
39	71102-G01		BOLT, 1/4 - 20 X 3/4" LG	2
40	71554-G01		'J' TYPE NUT RETAINER.....	2
41	71455-G01		BUMPER STAY	4
42				
43				
44				
45	71501-G01		ROCKER PANEL (PASSENGER SIDE).....	1
46	71502-G01		ROCKER PANEL (DRIVER SIDE)	1
47	15058-G6		RIVET, 3/16" X 15/16" LG (ALUMINUM)	4
48				
49				
50				
51	71507-G01		SILL PLATE (PASSENGER SIDE)	1
52	71507-G02		SILL PLATE (DRIVER SIDE).....	1
53	16705-G1		SCREW, 1/4 - 20 X 1" LG (STAINLESS STEEL)	4
54	23726-G4		SPACER, 5/16".....	4
55	14390-G4		LOCK NUT, 1/4 - 20	4
56				
57				
58				
59	75960-G01		LABEL (FREEDOM).....	2
60	75962-G01		LABEL (FREEDOM SE)	2



BODY - REAR

Where applicable, THE USE OF NON UL PARTS WILL VOID ANY UL LISTING.

When ordering parts, please specify the model and serial number of the product.

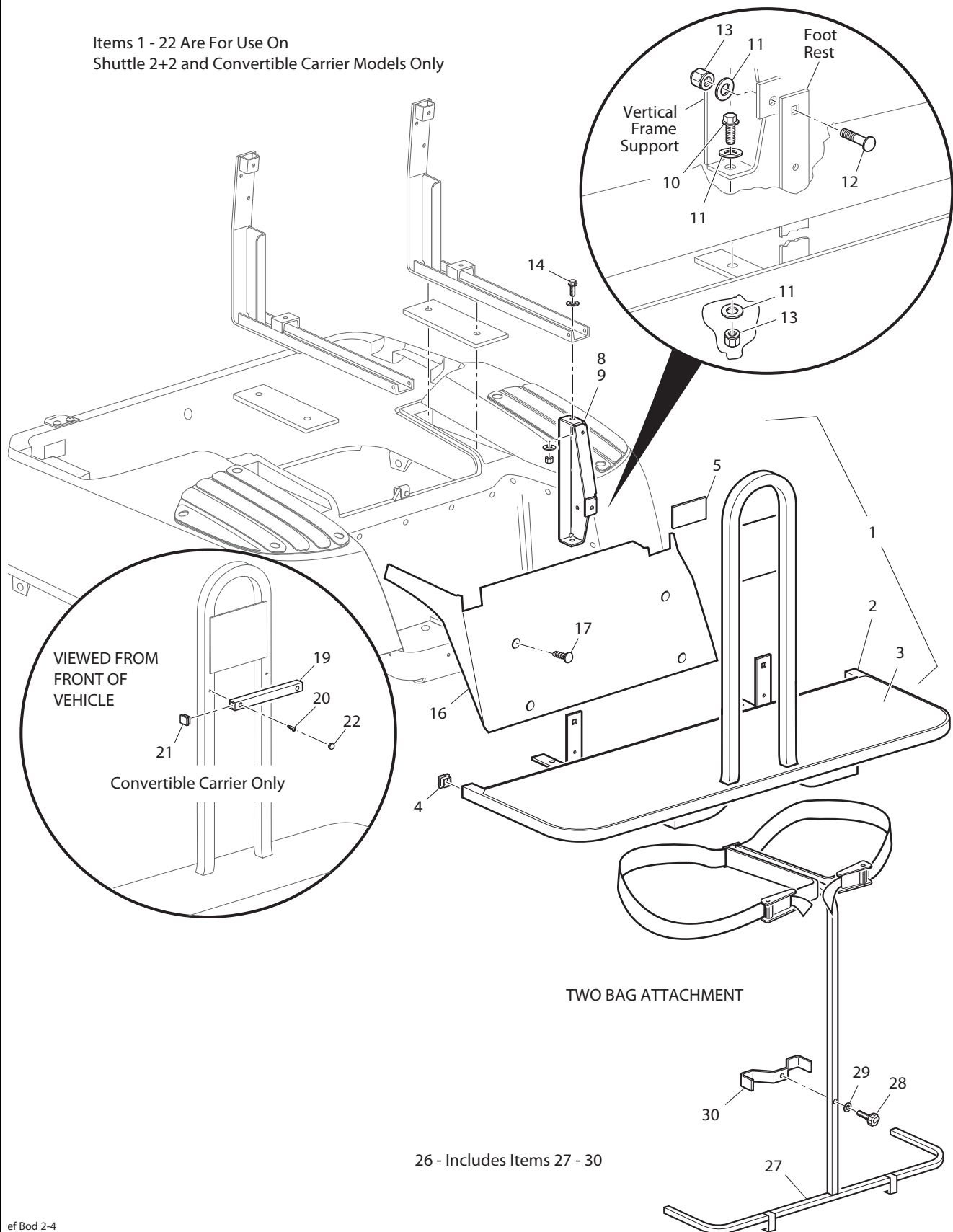
* Indicates a component that is not available as an individual part.

G** Indicates consult Customer Service Department for additional information.

ITEM	PART NO.	1 2 3 4 5	DESCRIPTION	QTY.
61	75964-G01		LABEL (FREEDOM LE)	2
62	35434-G01		LABEL (SHUTTLE)	2
63	35430-G19		LABEL (TXT 2+2)	2
64				
65				
66				
67				
68	*		LABEL (SERIAL NUMBER)	1
69				
70				
71				
72	74024-G01		SEAT WRAP MOUNTED NOISE SUPPRESSOR	1

BODY - FOOTREST

Items 1 - 22 Are For Use On
Shuttle 2+2 and Convertible Carrier Models Only



ef Bod 2-4

BODY - FOOTREST

Where applicable, THE USE OF NON UL PARTS WILL VOID ANY UL LISTING.

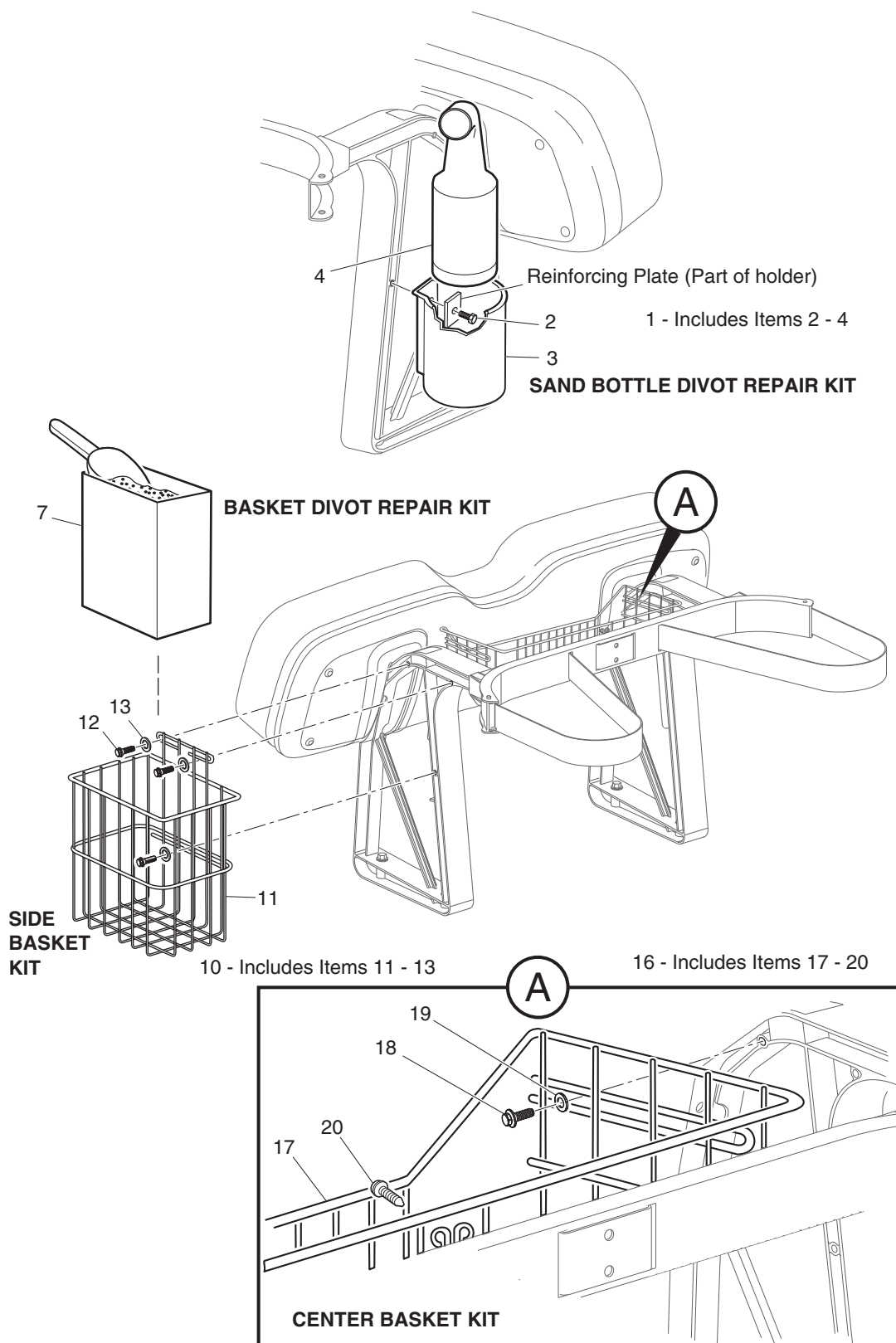
When ordering parts, please specify the model and serial number of the product.

* Indicates a component that is not available as an individual part.

G** Indicates consult Customer Service Department for additional information.

ITEM	PART NO.	1 2 3 4 5	DESCRIPTION	QTY.
1	70361-G01		FOOTREST ASSEMBLY (INCLUDES ITEMS 2 - 5)	1
2	70633-G01		FOOTREST	1
3	70362-G01		FLOOR MAT	1
4	19853-G1		END CAP, 1"	2
5	74074-G01		LABEL (WARNING)	1
6				
7				
8	74126-G01		VERTICAL FRAME SUPPORT (PASSENGER SIDE)	1
9	74126-G02		VERTICAL FRAME SUPPORT (DRIVER SIDE).....	1
10	00427-G6		BOLT, 3/8 - 16 X 1 1/2" LG	2
11	00560-G1		WASHER, 3/8"	10
12	00769-G2		CARRIAGE BOLT, 3/8 - 16 X 1 1/4" LG	2
13	11098-G5		LOCK NUT, 3/8 - 16	10
14	01006-G02		BOLT, 3/8 - 16 X 1" LG	2
15				
16	74149-G01		VALANCE PANEL	1
17	16816-G2		RATCHET FASTENER, 1/4" X 3/4" LG	4
18				
19	75268-G01		SUPPORT	1
20	606882		SELF THREADING SCREW, #12 - 24 X 3/4" LG	2
21	19859-G1		END CAP, 3/4".....	2
22	20271-G2		HOLE PLUG, 1/2"	2
23				
24				
25				
26	75183-G01		TWO BAG ATTACHMENT KIT (INCLUDES ITEMS 27 - 30)	1
27	75188-G01		TWO BAG ATTACHMENT	1
28	22238-G2		KNOB, 3/8 - 16 X 1 1/2" LG	1
29	17255-G1		TEFLON WASHER, 5/16".....	1
30	75187-G01		SUPPORT BRACKET.....	1

BODY - ACCESSORIES



Ref Bod 2-5

BODY - ACCESSORIES

Where applicable, THE USE OF NON UL PARTS WILL VOID ANY UL LISTING.

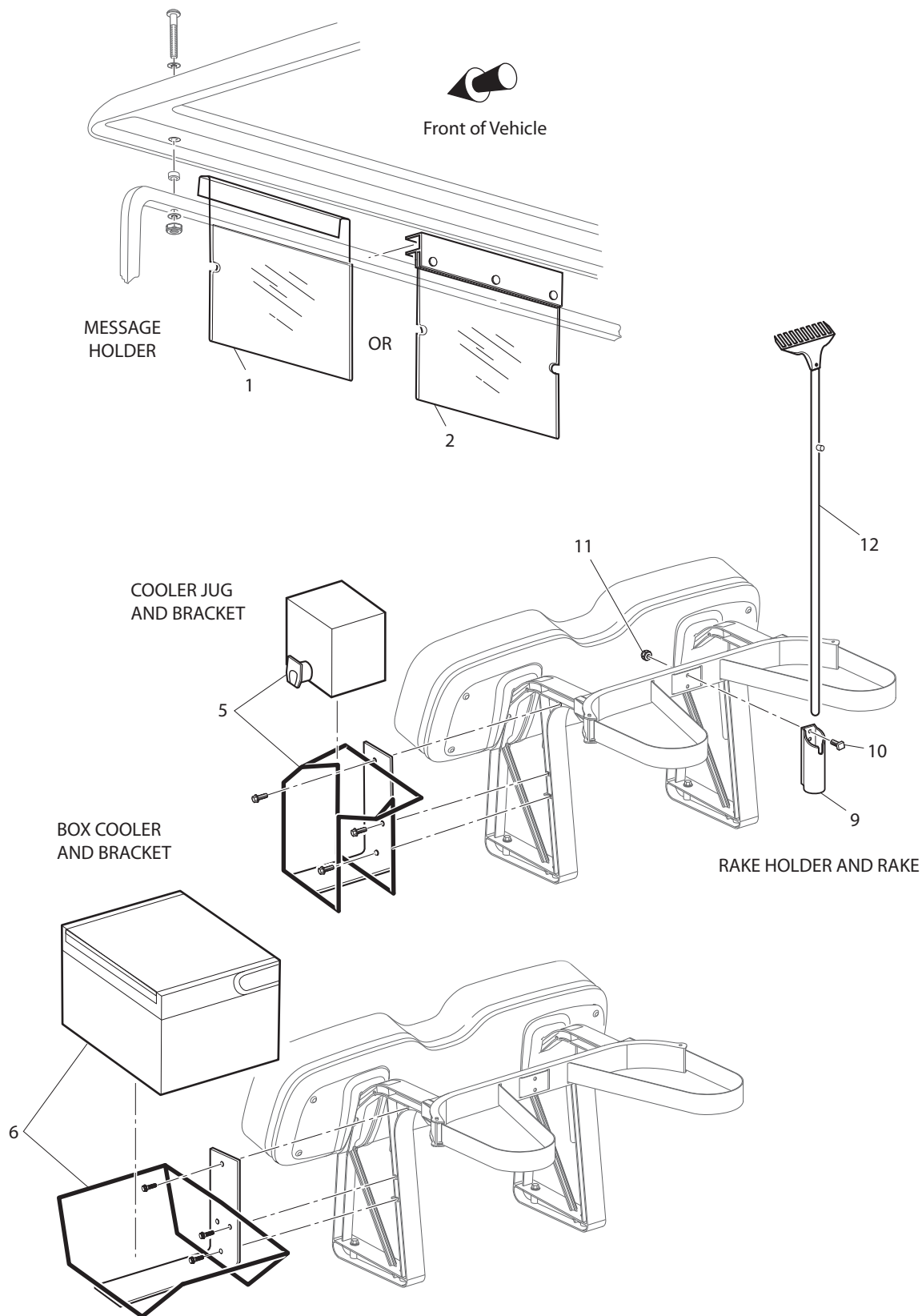
When ordering parts, please specify the model and serial number of the product.

* Indicates a component that is not available as an individual part.

G** Indicates consult Customer Service Department for additional information.

ITEM	PART NO.	1 2 3 4 5	DESCRIPTION	QTY.
1	28661-G01		SAND BOTTLE DIVOT REPAIR KIT (INCLUDES ITEMS 2 - 4)	1
2	71102-G01		BOLT, 1/4 - 20 X 3/4" LG.....	1
3	28660-G01		SAND BOTTLE HOLDER	1
4	28659-G01		SAND BOTTLE	1
5				
6				
7	23300-G01		BASKET DIVOT REPAIR KIT (INCLUDES SCOOP)	1
8				
9				
10	75007-G02		SIDE BASKET KIT (INCLUDES ITEMS 11 - 13).....	1
11	75460-G01		SIDE BASKET	1
12	71102-G01		BOLT, 1/4 - 20 X 3/4" LG.....	3
13	00793-G2		FLAT WASHER, 1/4" (STAINLESS STEEL)	3
14				
15				
16	75003-G02		CENTER BASKET KIT (INCLUDES ITEMS 17 - 20)	1
17	75461-G01		CENTER BASKET	1
18	71102-G01		BOLT, 1/4 - 20 X 3/4" LG.....	2
19	00793-G2		FLAT WASHER, 1/4" (STAINLESS STEEL)	2
20	01105-G01		SCREW, #10 X 5/8" LG (STAINLESS STEEL)	2

BODY - ACCESSORIES CONTINUED



Ref Bod 2-6



BODY - ACCESSORIES CONTINUED

Where applicable, THE USE OF NON UL PARTS WILL VOID ANY UL LISTING.

When ordering parts, please specify the model and serial number of the product.

* Indicates a component that is not available as an individual part.

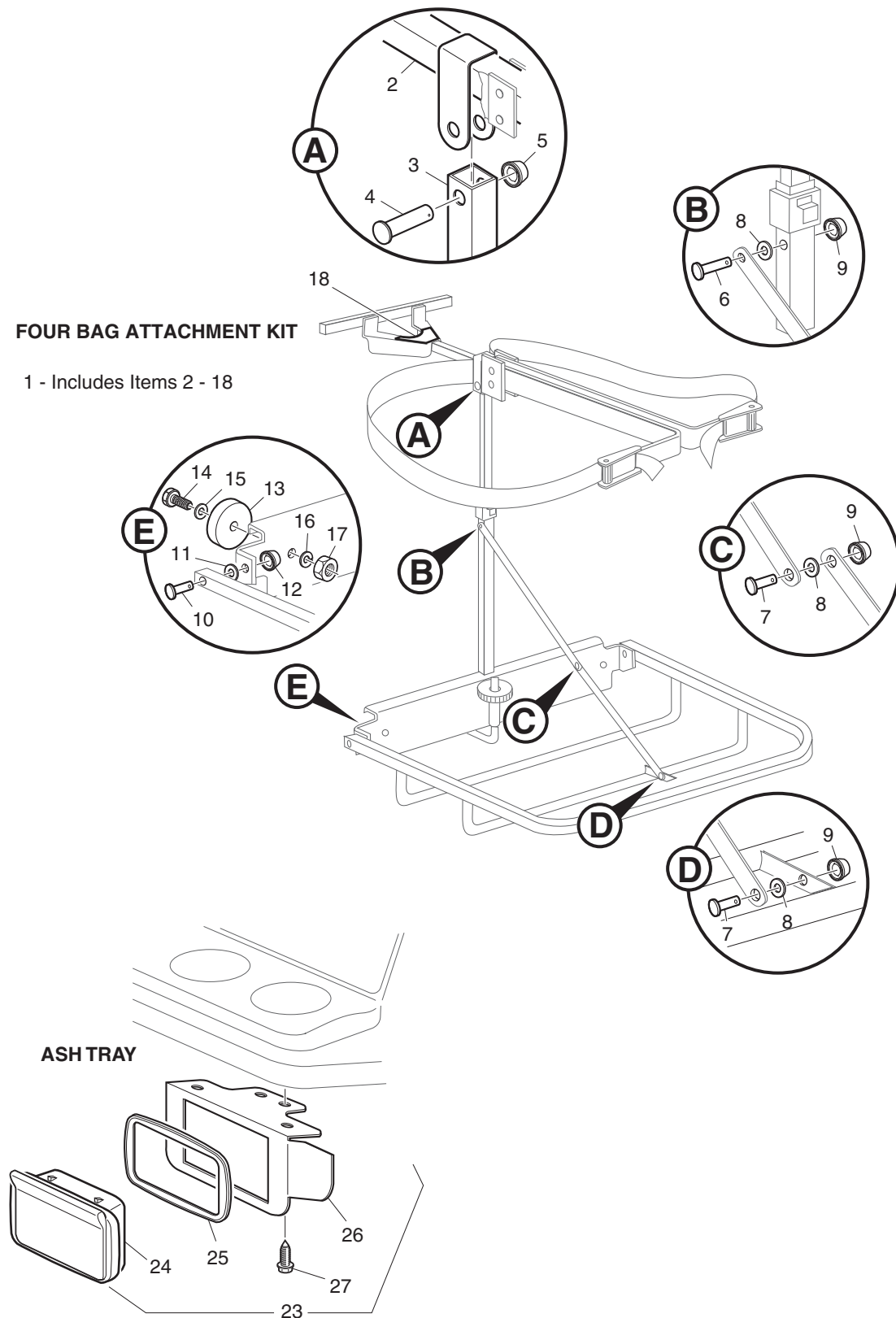
G** Indicates consult Customer Service Department for additional information.

ITEM	PART NO.	1 2 3 4 5	DESCRIPTION	QTY.
1	75509-G01		MESSAGE HOLDER (ONE PIECE).....	1
2	75496-G01		MESSAGE HOLDER.....	1
3				
4				
5	75495-G01		COOLER JUG AND BRACKET KIT	1
6	75344-G01		BOX COOLER AND BRACKET KIT	1
7				
8				
9	25885-G01		RAKE HOLDER.....	1
10	00989-G06		SQUARE HEAD BOLT, 1/4 - 20 X 3/4" LG.....	2
11	11027-G2		LOCK NUT, 1/4 - 20	2
12	14735-G1		RAKE.....	1

BODY - ACCESSORIES CONTINUED

FOUR BAG ATTACHMENT KIT

1 - Includes Items 2 - 18



Ref Bod 2-7

BODY - ACCESSORIES CONTINUED

Where applicable, THE USE OF NON UL PARTS WILL VOID ANY UL LISTING.

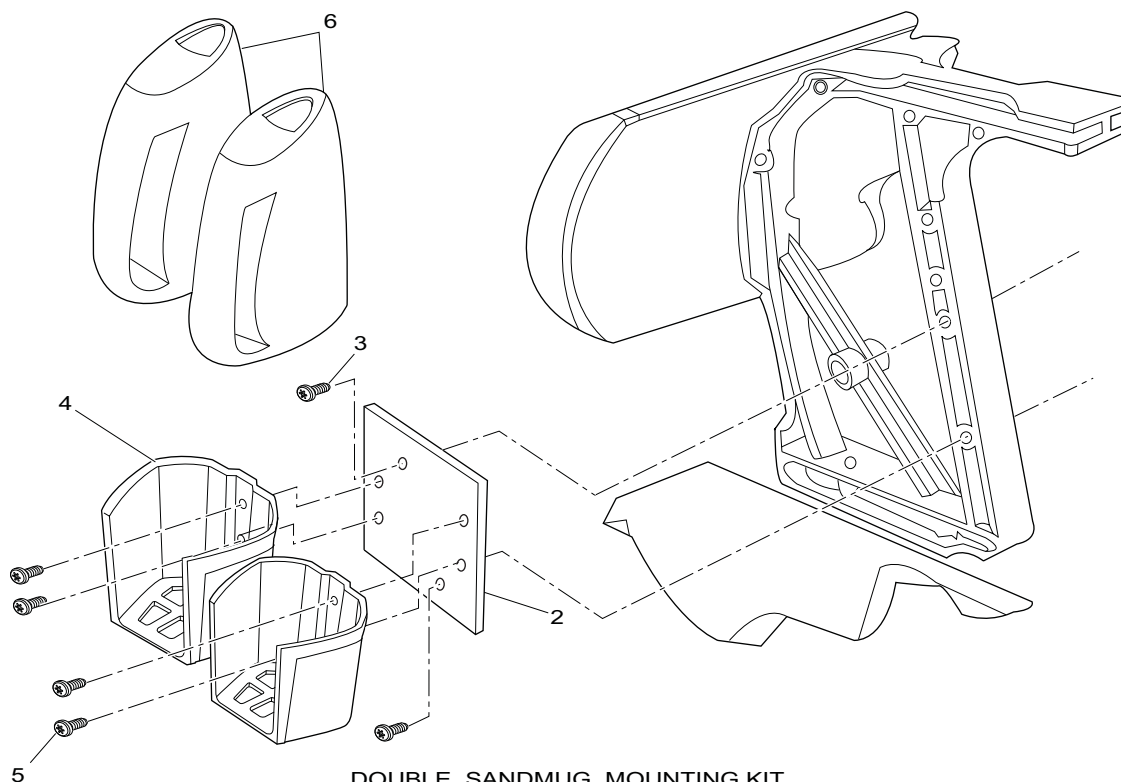
When ordering parts, please specify the model and serial number of the product.

* Indicates a component that is not available as an individual part.

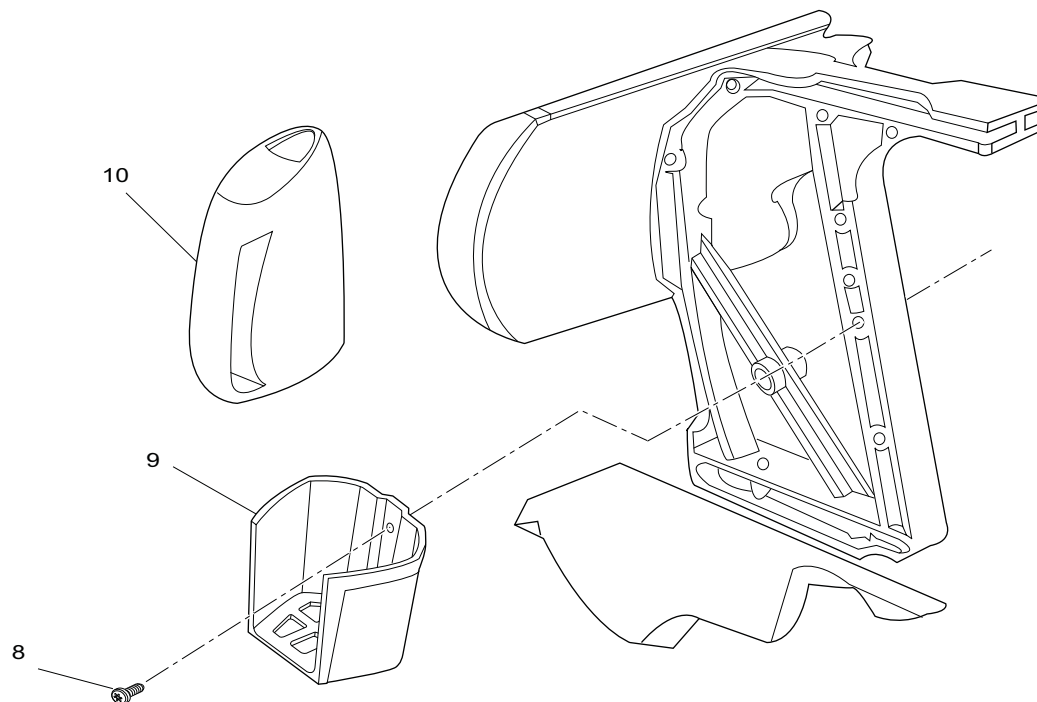
G** Indicates consult Customer Service Department for additional information.

ITEM	PART NO.	1 2 3 4 5	DESCRIPTION	QTY.
1	75335-G01		FOUR BAG ATTACHMENT KIT (INCLUDES ITEMS 2 - 18)	1
2	*		TOP ASSEMBLY	1
3	*		BOTTOM ASSEMBLY	1
4	17651-G2		CLEVIS PIN, 5/16 X 1 1/8" LG	1
5	28129-G01		PUSH NUT, 5/16"	1
6	17651-G2		CLEVIS PIN, 5/16 X 1 1/8" LG	1
7	17651-G3		CLEVIS PIN, 5/16 X 1/2" LG	2
8	00559-G8		WASHER, 5/16"	3
9	28129-G01		PUSH NUT, 5/16"	3
10	*		CLEVIS PIN 3/8 X 1 1/4" LG	2
11	00560-G1		WASHER, 3/8"	2
12	*		PUSH NUT, 3/8"	2
13	13728-G1		RUBBER BUMPER	2
14	00150-G6		SCREW, #10 - 24 X 3/4" LG	2
15	00559-G5		WASHER, #10	2
16	00565-G5		LOCK WASHER, #10	2
17	00526-G3		NUT, #10 - 24	2
18	*		LABEL (WARNING)	1
19				
20				
21				
22				
23	75109-G02		ASH TRAY KIT (INCLUDES ITEMS 24 - 27)	1
24	27731-G01		ASH TRAY	1
25	27736-G01		GASKET	1
26	75108-G02		BRACKET	1
27	00100-G4		SCREW, #10 - 16 X 1/2" LG	4

BODY - ACCESSORIES CONTINUED



DOUBLE SANDMUG MOUNTING KIT
ITEM 1 INCLUDES 2 TO 6



SINGLE SANDMUG MOUNTING KIT
ITEM 7 INCLUDES 8 TO 10



BODY - ACCESSORIES CONTINUED

Where applicable, THE USE OF NON UL PARTS WILL VOID ANY UL LISTING.

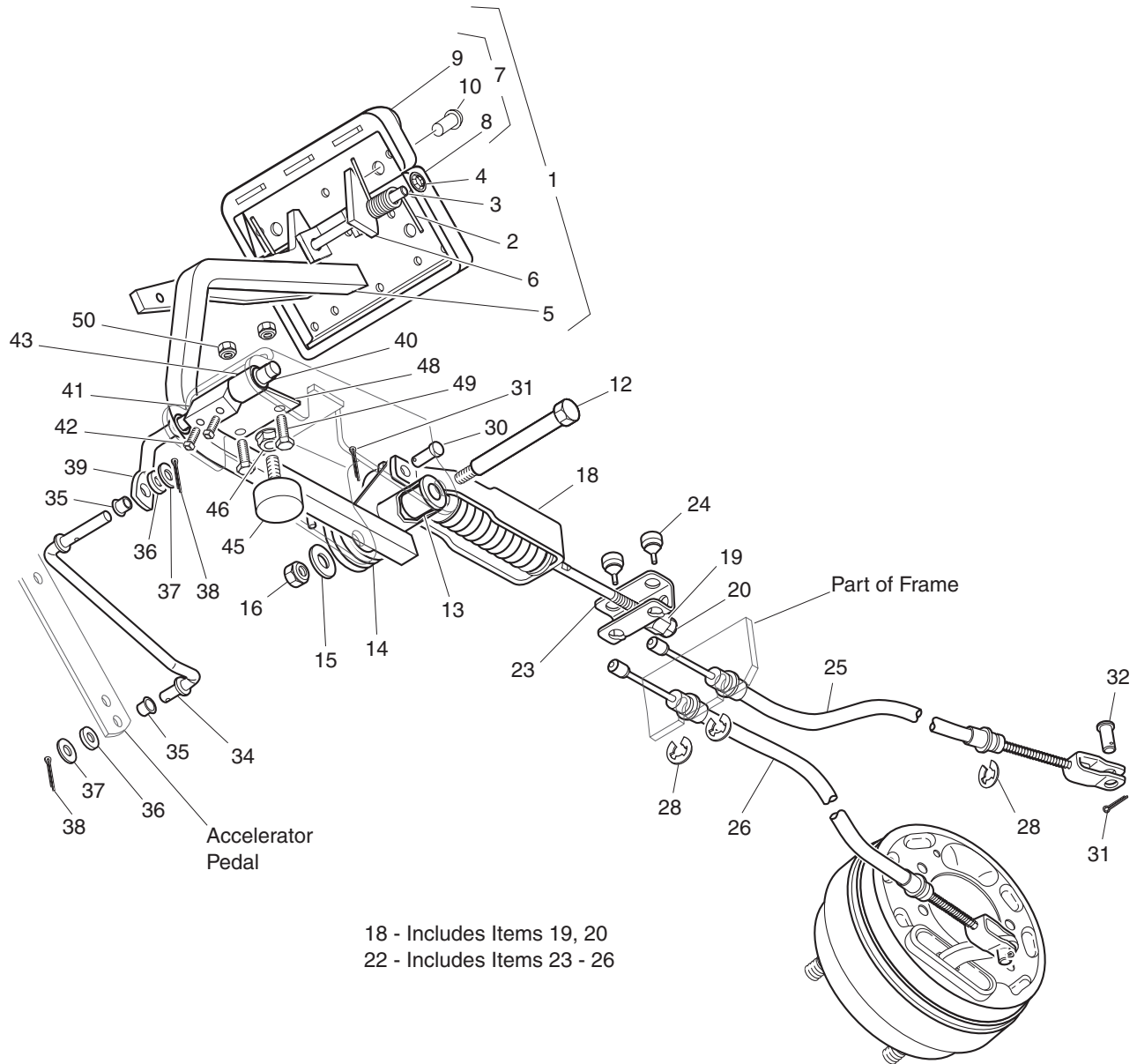
When ordering parts, please specify the model and serial number of the product.

* Indicates a component that is not available as an individual part.

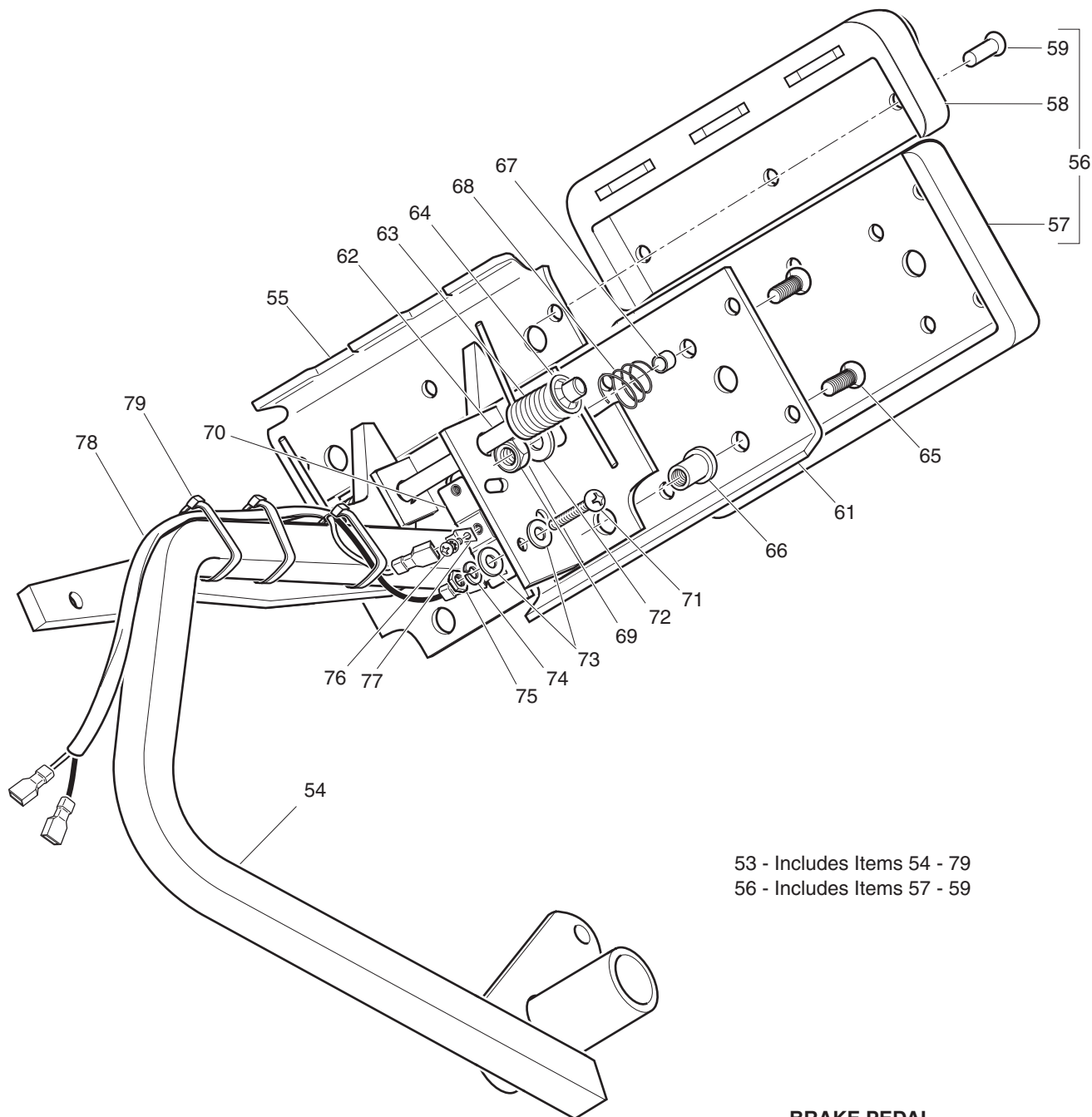
G** Indicates consult Customer Service Department for additional information.

ITEM	PART NO.	1 2 3 4 5	DESCRIPTION	QTY.
1	606986		DOUBLE SANDMUG MOUNTING KIT (INCLUDES 2-6)	1
2	606988		MOUNTING PLATE, SAND MUG - HOLDER.....	1
3	71102-G01		BOLT 1/4 - 20 X 3/4	2
4	606950		SAND MUG HOLDER.....	2
5	*		BOLT 1/4 - 20 X 1/2	4
6	606949		SAND MUG.....	2
7	606951		SINGLE SANDMUG MOUNTING KIT (INCLUDES 8-10).....	1
8	71102-G01		BOLT 1/4 - 20 X 3/4	1
9	606950		SAND MUG HOLDER.....	1
10	606949		SAND MUG.....	1

BRAKES



Ref Brk 1-1



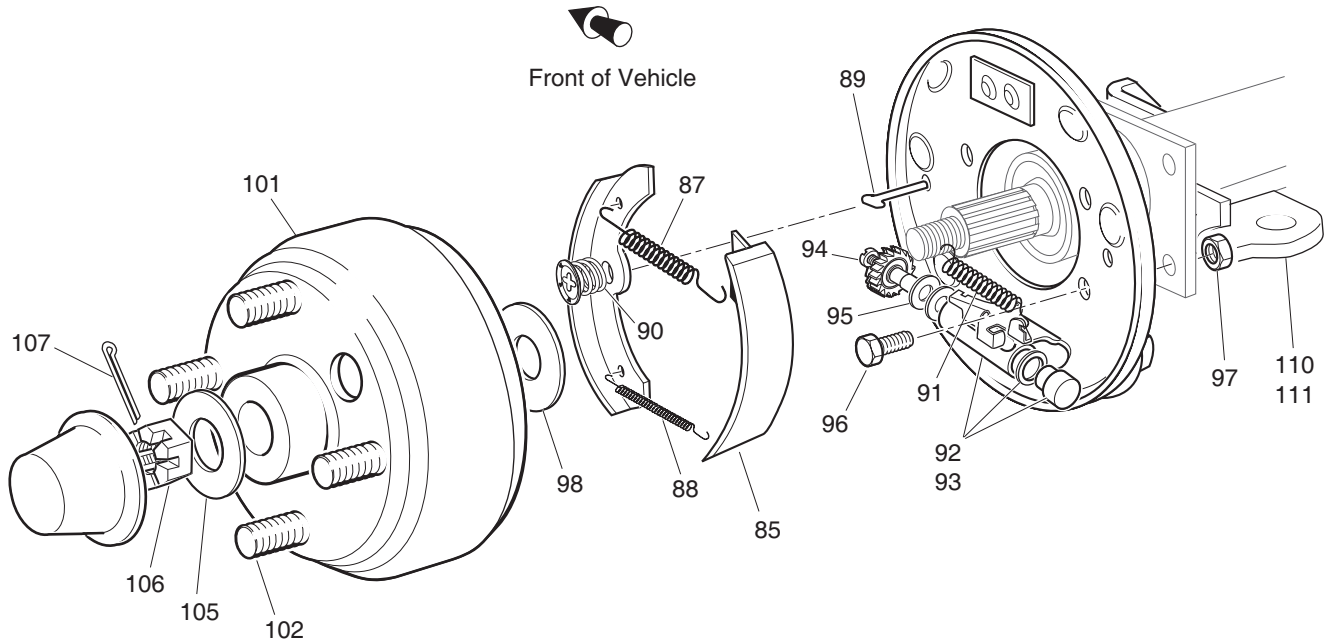
53 - Includes Items 54 - 79

56 - Includes Items 57 - 59

**BRAKE PEDAL
(VEHICLE WITH BRAKE LIGHTS)**

Ref Brk 1-2

BRAKES



- 82 - Includes Items 84 - 92, 94, 95
- 83 - Includes Items 84 - 91, 93 - 95
- 84 - Includes Items 85
- 86 - Includes Items 87 - 91
- 92 - Includes Items 94, 95
- 93 - Includes Items 94, 95
- 100 - Includes Items 101, 102

Ref Brk 1-3

Where applicable, THE USE OF NON UL PARTS WILL VOID ANY UL LISTING.

When ordering parts, please specify the model and serial number of the product.

* Indicates a component that is not available as an individual part.

G** Indicates consult Customer Service Department for additional information.

ITEM	PART NO.	1 2 3 4 5	DESCRIPTION	QTY.
1	70612-G01		BRAKE PEDAL ASSEMBLY (WITHOUT BRAKE LIGHTS) (INCLUDES ITEMS 2 - 10).....	1
2	70681-G01		TORSION SPRING.....	2
3	70682-G01		PIVOT PIN	1
4	01071-G01		PUSHNUT, 5/16"	2
5	*		BRAKE PEDAL	1
6	70611-G02		PARK BRAKE PEDAL	1
7	70274-G01		BRAKE/PARK BRAKE PEDAL PAD KIT (INCLUDES ITEMS 8 - 10)	1
8	*		SERVICE BRAKE PAD	1
9	*		PARK BRAKE PEDAL PAD	1
10	15766-G1		OVAL RIVET, 3/16" X 7/16" LG.....	9
11				
12	70582-G01		SHOULDER BOLT, 3/8 - 16 X 4" LG (STAINLESS STEEL)	1
13	70581-G01		FLANGED BUSHING	2
14	70676-G01		TORSION SPRING	1
15	00643-G1		WASHER, 3/8"	1
16	11098-G5		LOCK NUT, 3/8 - 16	1
17				
18	70272-G04		COMPENSATOR ASSEMBLY (INCLUDES ITEMS 19, 20)	1
19	00963-G01		SPHERICAL NUT, 5/16 - 24	1
20	11098-G9		LOCK NUT, 5/16 - 24.....	1
21				
22	70969-G03		EQUALIZER AND BRAKE CABLE ASSEMBLY (INCLUDES ITEMS 23 - 26) ...	1
23	28082-G01		EQUALIZER BRACKET	1
24	28083-G01		BRAKE COMPENSATOR BUMPER	2
25	*		BRAKE CABLE (DRIVER SIDE).....	1
26	*		BRAKE CABLE (PASSENGER SIDE).....	1
27				
28	01111-G01		RETAINING RING, 4/5" (STAINLESS STEEL)	4
29				

BRAKES

Where applicable, THE USE OF NON UL PARTS WILL VOID ANY UL LISTING.

When ordering parts, please specify the model and serial number of the product.

* Indicates a component that is not available as an individual part.

G** Indicates consult Customer Service Department for additional information.

ITEM	PART NO.	1 2 3 4 5	DESCRIPTION	QTY.
30	10386-G3		CLEVIS PIN, 5/16" X 13/16" LG	1
31	10387-G3		COTTER PIN, 3/32" X 3/4" LG	3
32	14443-G2		CLEVIS PIN, 5/16" X 5/8" LG	2
33				
34	70601-G01		KICK-OFF LINK.....	1
35	17838-G1		NYLON BUSHING.....	2
36	20835-G1		TEFLON WASHER, 3/8"	2
37	00559-G8		WASHER, 5/16"	2
38	10387-G3		COTTER PIN, 3/32" X 3/4" LG	2
39	70098-G01		KICK-OFF CAM PIVOT	1
40	10097-G6		FLANGED BEARING	2
41	70587-G01		KICK-OFF CAM.....	1
42	71215-G01		SETSCREW, 1/4 - 20 X 1/2" LG	2
43	14134-G4		SPACER.....	1
44				
45	70113-G01		ADJUSTABLE BUMPER.....	1
46	11027-G1		LOCK NUT, 5/16 - 18	1
47				
48	70080-G02		CATCH BRACKET	1
49	00414-G6		BOLT, 1/4 - 20 X 3/4" LG	2
50	00891-G2		NUT, 1/4 - 20 NYLOCK	2
51				
52				
53	70690-G02		BRAKE PEDAL ASSEMBLY (WITH BRAKE LIGHTS) (INCLUDES ITEMS 54 - 79).....	1
54	*		BRAKE PEDAL	1
55	70611-G02		PARK BRAKE PEDAL	1
56	70274-G01		BRAKE/PARK BRAKE PEDAL PAD KIT (INCLUDES ITEMS 57 - 59)	1
57	*		SERVICE BRAKE PAD	1
58	*		PARK BRAKE PAD	1

Where applicable, THE USE OF NON UL PARTS WILL VOID ANY UL LISTING.

When ordering parts, please specify the model and serial number of the product.

* Indicates a component that is not available as an individual part.

G** Indicates consult Customer Service Department for additional information.

ITEM	PART NO.	1 2 3 4 5	DESCRIPTION	QTY.
59	15766-G1		OVAL RIVET, 3/16" x 7/16" LG	9
60				
61	70258-G03		BRAKE PEDAL PLATE.....	1
62	70682-G01		PIVOT PIN	1
63	70681-G01		TORSION SPRING.....	2
64	01071-G01		PUSHNUT, CAP WASHER TYPE 5/16"	1
65	00737-G8		SCREW, #10 - 24 X 7/8" LG.....	4
66	00739-G1		RUBBER NUT, #10 - 24	2
67	74535-G01		BRAKE PEDAL STANDOFF.....	2
68	27137-G01		CONICAL SPRING	2
69	14390-G10		NUT, NYLOCK #10 - 24.....	2
70	10606-G8		MICRO SWITCH.....	1
71	00957-G1		BOLT, #6 - 32 X 1 1/4" LG	2
72	00559-G5		WASHER, #10	2
73	00559-G3		WASHER, #6	4
74	00565-G3		LOCK WASHER, #6	2
75	00525-G5		NUT, #6 - 32	2
76	13514-G1		SCREW AND LOCK WASHER, #6 - 32 X 1/4" (BRASS)	2
77	14628-G1		PUSH ON MALE TERMINAL.....	2
78	24605-G1		WIRE HARNESS (BRAKE LIGHT)	1
79	17618-G1		WIRE TIE	3
80				
81				
82	70998-G01		BRAKE ASSEMBLY (DRIVER SIDE) (INCLUDES ITEMS 84 - 92, 94, 95).....	1
83	70998-G02		BRAKE ASSEMBLY (PASSENGER SIDE) (INCLUDES ITEMS 84 - 91, 93 - 95)	1
84	70794-G01		BRAKE SHOE KIT (INCLUDES ITEM 85).....	2
85	*		BRAKE SHOE	2
86	27944-G01		BRAKE SPRING KIT (INCLUDES ITEMS 87 - 91).....	2
87	*		UPPER SPRING	1

BRAKES

Where applicable, THE USE OF NON UL PARTS WILL VOID ANY UL LISTING.

When ordering parts, please specify the model and serial number of the product.

* Indicates a component that is not available as an individual part.

G** Indicates consult Customer Service Department for additional information.

ITEM	PART NO.	1 2 3 4 5	DESCRIPTION	QTY.
88	*		LOWER SPRING	1
89	*		PIN	2
90	*		CUP AND SPRING	2
91	*		ADJUSTER SPRING.....	1
92	72582-G01		BRAKE ADJUSTER KIT (DRIVER SIDE) (INCLUDES ITEMS 94, 95)	1
93	72582-G02		BRAKE ADJUSTER KIT (PASSENGER SIDE) (INCLUDES ITEMS 94, 95)	1
94	*		ADJUSTER	1
95	*		TEFLON WASHER	2
96	17083-G2		BOLT, 5/16 - 24 X 1" LG	8
97	15126-G1		LOCK NUT, 5/16 - 24	8
98	15485-G1		WASHER, 13/16"	2
99				
100	19186-G01		BRAKE DRUM ASSEMBLY (INCLUDES ITEMS 101 - 102)	2
101	*		BRAKE DRUM	1
102	19862-G1		LUG BOLT, 1/2 - 20 X 1 3/16" LG	4
103				
104				
105	15487-G1		WASHER, 1 3/8" O.D. X 21/32"	2
106	15483-G1		CASTELLATED NUT, 5/8 - 18	2
107	10387-G1		COTTER PIN, 1/8" X 1 1/2" LG	2
108				
109				
110	72036-G03		BRAKE CABLE BRACKET (PASSENGER SIDE)	1
111	72036-G04		BRAKE CABLE BRACKET (DRIVER SIDE)	1

DID YOU KNOW?

CartPros directs you to the right part using the part numbers from this manual. Enter the part number into our search box and it will find the part you are looking for.

**GET STARTED
HERE**

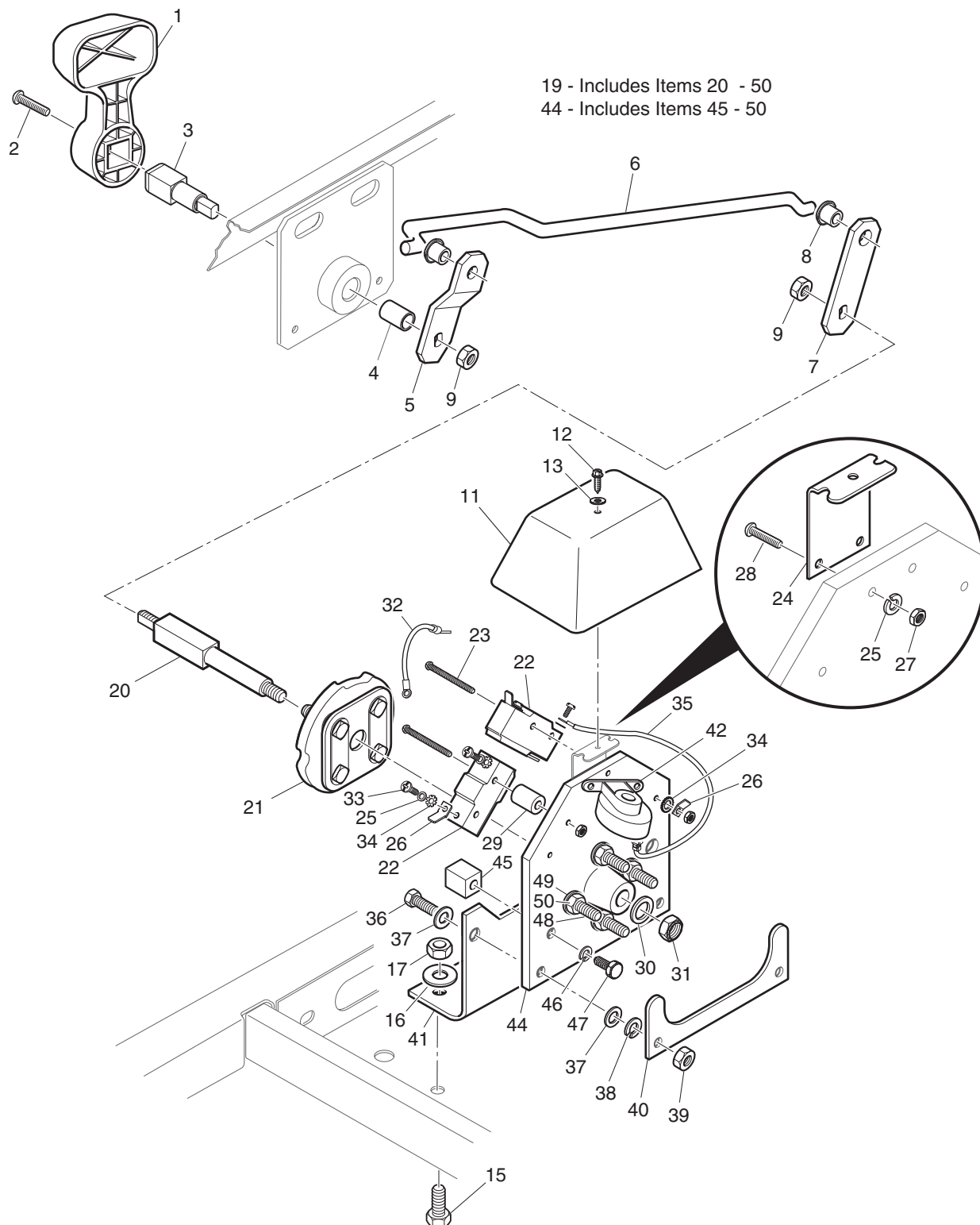


<https://CartPros.com/f.html>

BRAKES

DIRECTION SELECTOR

*NOTE: For PDS Direction Selector See ELECTRICAL SYSTEM Section



Ref Dsl 1-1

DIRECTION SELECTOR

Where applicable, THE USE OF NON UL PARTS WILL VOID ANY UL LISTING.

When ordering parts, please specify the model and serial number of the product.

* Indicates a component that is not available as an individual part.

G** Indicates consult Customer Service Department for additional information.

ITEM	PART NO.	1 2 3 4 5	DESCRIPTION	QTY.
1	71205-G01		DIRECTION SELECTOR HANDLE.....	1
2	00740-G4		SCREW, #10 - 32 X 1/2" LG (STAINLESS STEEL).....	1
3	70233-G01		DIRECTION SELECTOR SHAFT	1
4	25664-G2		BUSHING	1
5	70334-G01		OFFSET SHIFT LINKAGE ARM	1
6	70313-G01		LINKAGE ROD	1
7	70232-G03		SHIFT LINKAGE ARM	1
8	22754-G3		BUSHING	2
9	14390-G1		LOCK NUT, 3/8 - 24	2
10				
11	73049-G01		DIRECTION SELECTOR COVER	1
12	00114-G6		SCREW, 1/4 - 14 X 3/4" LG	1
13	16469-G1		WASHER, 1/4"	1
14				
15	00438-G6		BOLT, 5/16 - 18 X 3/4" LG	2
16	00571-G2		WASHER FLAT, 5/16"	2
17	11098-G6		NUT, NYLOCK 5/16 - 18	2
18				
19	70578-G02		DIRECTION SELECTOR ASSEMBLY (INCLUDES ITEMS 20 - 50)	1
20	73027-G01		DIRECTION SELECTOR SHAFT	1
21	12835-G1		CAM	1
22	10606-G2		MICRO SWITCH	2
23	00645-G7		SCREW, #6 - 32 X 2" LG	4
24	73048-G01		COVER BRACKET	1
25	00565-G3		LOCK WASHER, #6	6
26	14628-G1		PUSH ON MALE TERMINAL.....	3
27	00525-G5		NUT, #6 - 32	6
28	00645-G5		SCREW, #6 - 32 X 5/8" LG	2
29	12806-G1		SPACER	4
30	00560-G1		WASHER, 3/8"	1

DIRECTION SELECTOR

Where applicable, THE USE OF NON UL PARTS WILL VOID ANY UL LISTING.

When ordering parts, please specify the model and serial number of the product.

* Indicates a component that is not available as an individual part.

G** Indicates consult Customer Service Department for additional information.

ITEM	PART NO.	1 2 3 4 5	DESCRIPTION	QTY.
31	14390-G1		LOCK NUT, 3/8 - 24.....	1
32	25978-G37		18 GA WIRE (RED 4")	1
33	13514-G1		SCREW.....	4
34	00567-G3		LOCK WASHER, #6	4
35	25978-G343		18 GA WIRE (RED 6")	1
36	00414-G8		SCREW, 1/4-20X1" LG	2
37	00559-G7		WASHER, 1/4	4
38	00565-G7		LOCK WASHER, 1/4"	2
39	00532-G1		NUT, 1/4 - 20	2
40	15461-G1		SUPPORT BRACKET	1
41	73031-G02		DIRECTION SELECTOR MOUNTING BRACKET	1
42	73290-G02		REVERSE WARNING BUZZER (CONTINUOUS TONE)	1
43				
44	14651-G1		CONTACT BOARD ASSEMBLY (INCLUDES ITEMS 45 - 50).....	1
45	24940-G1		STOP	2
46	00565-G7		LOCK WASHER, 1/4" (STAINLESS STEEL)	2
47	00414-G6		BOLT, 1/4 - 20 X 3/4" LG	2
48	18888-G1		CONTACT STUD, 5/16 - 18	4
49	00565-G8		LOCK WASHER, 5/16"	4
50	00544-G3		NUT, 5/16 - 18.....	4

DID YOU KNOW?

CartPros directs you to the right part using the part numbers from this manual. Enter the part number into our search box and it will find the part you are looking for.

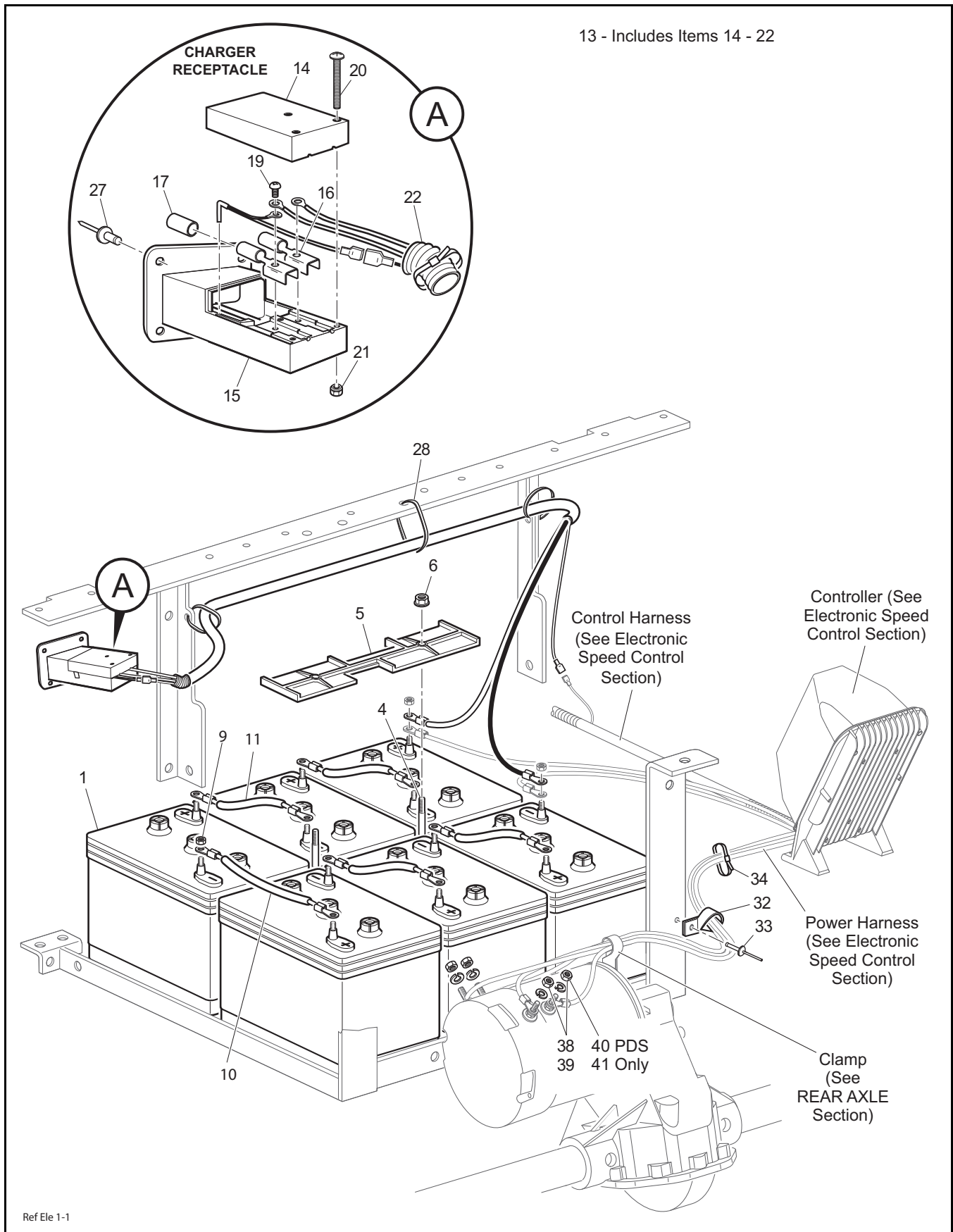
**GET STARTED
HERE**



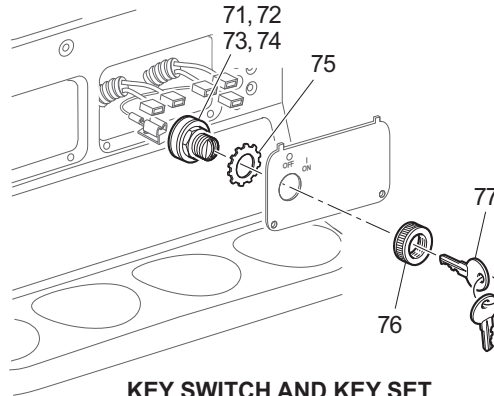
<https://CartPros.com/f.html>

DIRECTION SELECTOR

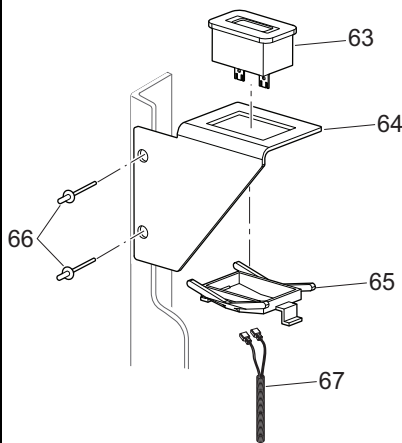
ELECTRICAL SYSTEM - COMMON



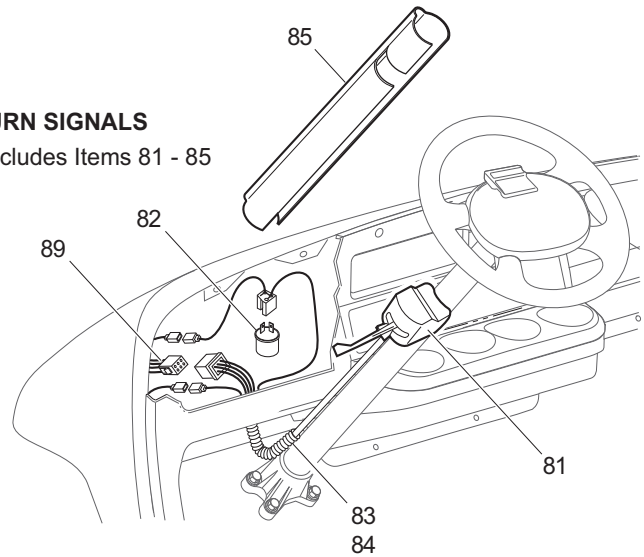
ELECTRICAL SYSTEM - COMMON



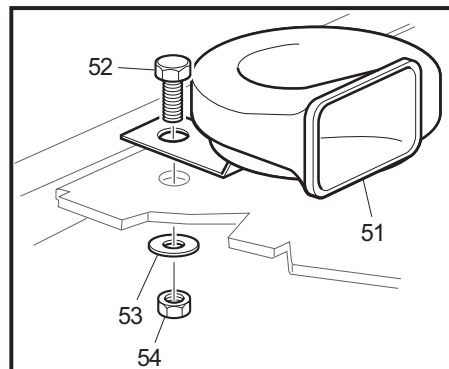
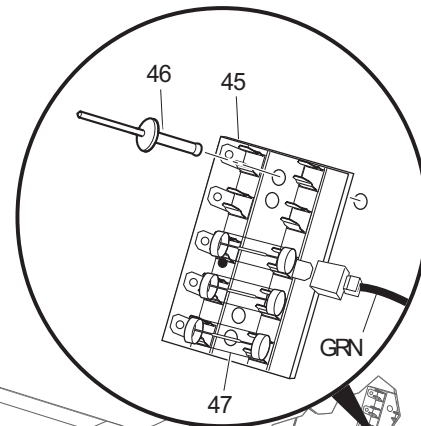
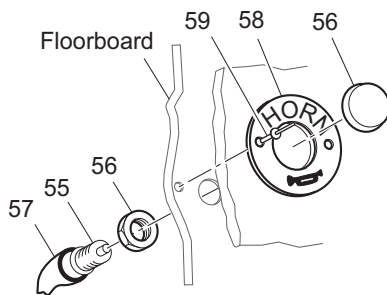
HOUR METER DETAIL
62 - Includes Items 63 - 67



TURN SIGNALS
80 - Includes Items 81 - 85

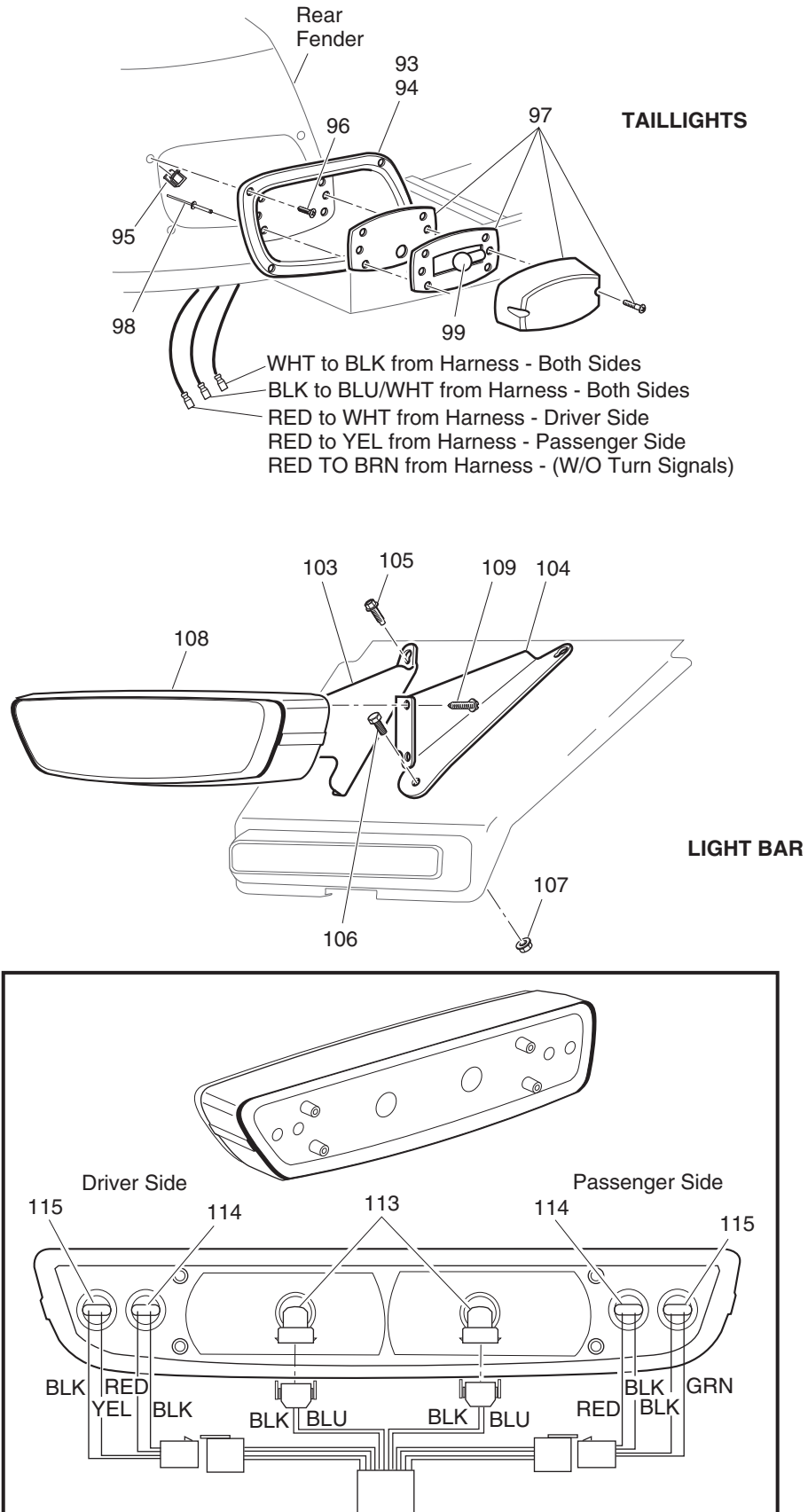


HORN BUTTON



Ref Ele 1-2

ELECTRICAL SYSTEM - COMMON



ELECTRICAL SYSTEM - COMMON

Where applicable, THE USE OF NON UL PARTS WILL VOID ANY UL LISTING.

When ordering parts, please specify the model and serial number of the product.

* Indicates a component that is not available as an individual part.

G** Indicates consult Customer Service Department for additional information.

ITEM	PART NO.	1 2 3 4 5	DESCRIPTION	QTY.
1	XXXXXX-GXX		6 VOLT BATTERY	6
2				
3				
4	01101-G01		HOLD DOWN BOLT (STAINLESS STEEL).....	2
5	70045-G01		BATTERY RETAINER	1
6	11027-G1		LOCK NUT, 5/16 - 18	2
7				
8				
9	00702-G2		NUT, 5/16 - 18	12
10	607651		4 GA WIRE, GREEN 10"	1
11	607590		4 GA WIRE, GREEN 7"	5
12				
13	73063-G01		CHARGER RECEPTACLE ASSEMBLY (INCLUDES ITEMS 14 - 23)	1
14	*		RECEPTACLE COVER	1
15	*		RECEPTACLE BOTTOM	1
16	73051-G05		FEMALE CONNECTOR	2
17	73051-G06		INSULATOR SLEEVE	1
18				
19	73051-G08		SCREW, #10 - 32 X 1/2" LG (BRASS)	2
20	73051-G09		SCREW, #6 - 32 X 1 3/4" LG (STAINLESS STEEL).....	3
21	73051-G10		LOCK NUT, #6 - 32	3
22	*		WIRE HARNESS (CHARGER).....	1
23				
24				
25				
26				
27	71055-G01		RIVET, 3/16" X 1" LG (ALUMINUM)	4
28	17618-G1		WIRE TIE	3
29				
30				

ELECTRICAL SYSTEM - COMMON

Where applicable, THE USE OF NON UL PARTS WILL VOID ANY UL LISTING.

When ordering parts, please specify the model and serial number of the product.

* Indicates a component that is not available as an individual part.

G** Indicates consult Customer Service Department for additional information.

ITEM	PART NO.	1 2 3 4 5	DESCRIPTION	QTY.
31				
32	27327-G01		CABLE CLAMP	1
33	10570-G11		RIVET, 3/16" X 3/4" LG (STAINLESS STEEL)	1
34	17618-G1		WIRE TIE	11
35				
36				
37				
38	00993-G01		LOCK WASHER, 5/16" (SILICON BRONZE)	AR
39	28418-G01		NUT, 5/16 - 18 (BRASS)	AR
40	00993-G02		LOCK WASHER, 1/4" (SILICON BRONZE)	2
41	28418-G02		NUT, 1/4 - 20 (BRASS)	2
42				
43				
44				
45	22674-G1		FUSE BLOCK	1
46	01041-G01		RIVET, 1/8" X 13/16" LG	2
47	18392-G1		15 AMP FUSE	AR
48				
49				
50				
51	32860-G1		HORN	1
52	00414-G5		BOLT, 1/4 - 20 X 5/8" LG	1
53	00559-G7		WASHER, 1/4" FL	1
54	14390-G4		LOCK NUT, 1/4 - 20	1
55	17318-G1		HORN SWITCH	1
56	17318-G2		HORN SWITCH CAP AND NUT	1
57	27068-G01		HORN SWITCH BOOT	1
58	19233-G1		HORN SWITCH LABEL	1
59	71055-G01		RIVET, 3/16" X 1" LG (ALUMINUM)	2
60				

ELECTRICAL SYSTEM - COMMON

Where applicable, THE USE OF NON UL PARTS WILL VOID ANY UL LISTING.

When ordering parts, please specify the model and serial number of the product.

* Indicates a component that is not available as an individual part.

G** Indicates consult Customer Service Department for additional information.

ITEM	PART NO.	1 2 3 4 5	DESCRIPTION	QTY.
61				
62	75113-G02		HOUR METER KIT (INCLUDES ITEMS 63 - 67).....	1
63	74665-G02		HOUR METER.....	1
64	74716-G01		HOUR METER BRACKET.....	1
65	74696-G01		RETAINER CLIP	1
66	10570-G11		RIVET	2
67	75117-G01		WIRE HARNESS (HOUR METER).....	1
68				
69				
70				
71	17421-G1		KEY SWITCH KIT (W/O LIGHTS - STANDARD - WITH HARDWARE).....	1
72	17955-G1		KEY SWITCH (WITHOUT LIGHTS - NON STANDARD)	1
73	18027-G1		KEY SWITCH (WITHOUT LIGHTS - INDIVIDUALLY KEYED)	1
74	33639-G**		KEY SWITCH (WITH LIGHTS)	1
75	00568-G6		LOCK WASHER, 3/4".....	1
76	17137-G1		FACE NUT, 3/4 - 20.....	1
77	17063-G1		KEY (SET).....	1
78				
79				
80	75107-G02		TURN SIGNAL KIT (INCLUDES ITEMS 81 - 85).....	1
81	17867-G1		TURN SIGNAL (WITH MOUNTING HARDWARE).....	1
82	21640-G1		TURN SIGNAL FLASHER.....	1
83	32307-G3		FLEX LOOM, 3/8" X 8" LG.....	1
84	17618-G1		WIRE TIE	2
85	20965-G3		STEERING COLUMN COVER	1
86				
87				
88				
89	73043-G01		WIRE HARNESS (ACCESSORY).....	1
90				

ELECTRICAL SYSTEM - COMMON

Where applicable, THE USE OF NON UL PARTS WILL VOID ANY UL LISTING.

When ordering parts, please specify the model and serial number of the product.

* Indicates a component that is not available as an individual part.

G** Indicates consult Customer Service Department for additional information.

ITEM	PART NO.	1 2 3 4 5	DESCRIPTION	QTY.
91				
92				
93	74371-G01		BEZEL (DRIVER SIDE).....	1
94	74371-G02		BEZEL (PASSENGER SIDE)	1
95	71364-G02		'J' CLIP	8
96	71425-G01		COUNTERSUNK SCREW, #8	8
97	22288-G2		BRAKE / TAILLIGHT LAMP.....	1
98	14601-G11		RIVET, 3/16" X 9/16" LG (ALUMINUM).....	4
99	21759-G1		TAILLIGHT BULB	AR
100				
101				
102				
103	74236-G03		HEADLIGHT MOUNT BRACKET (PASSENGER SIDE).....	1
104	74236-G04		HEADLIGHT MOUNT BRACKET (DRIVER SIDE)	1
105	01038-G01		BOLT, 1/4 - 20 X 11/16" LG	2
106	00414-G6		BOLT, 1/4 - 20 X 3/4" LG	2
107	11027-G2		LOCK NUT, 1/4 - 20	2
108	74001-G01		HEADLIGHT AND TURN SIGNAL LIGHT	1
109	00114-G6		SCREW, 1/4 - 14 X 3/4" LG.....	4
110				
111				
112				
113	74004-G01		HEAD LIGHT BULB	AR
114	74005-G01		MARKER LIGHT BULB	AR
115	74006-G01		TURN SIGNAL BULB.....	AR

DID YOU KNOW?

CartPros directs you to the right part using the part numbers from this manual. Enter the part number into our search box and it will find the part you are looking for.

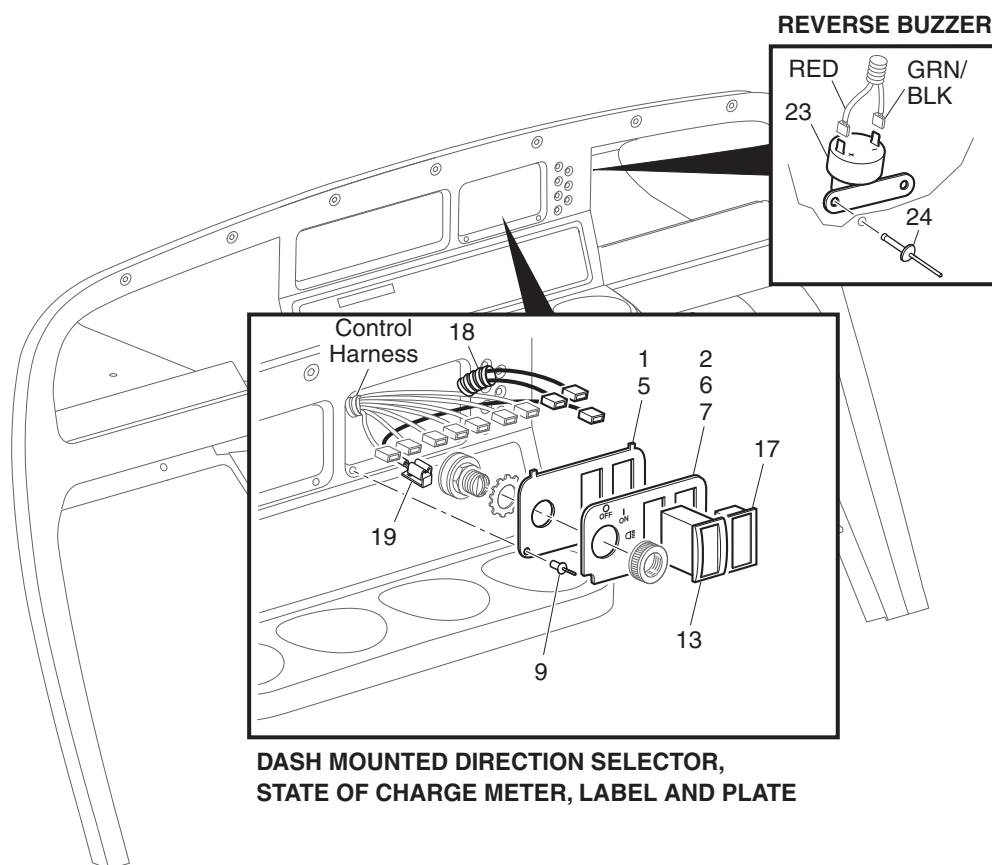
**GET STARTED
HERE**



<https://CartPros.com/f.html>

ELECTRICAL SYSTEM - COMMON

ELECTRICAL SYSTEM - PDS



Ref Ele 1-4

ELECTRICAL SYSTEM - PDS

Where applicable, THE USE OF NON UL PARTS WILL VOID ANY UL LISTING.

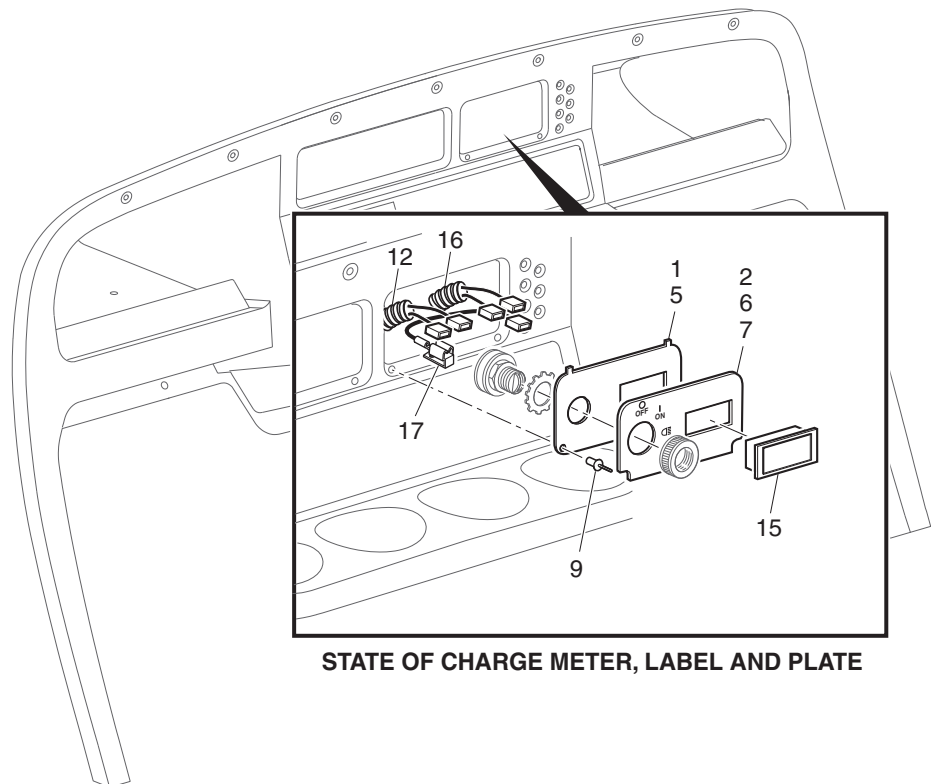
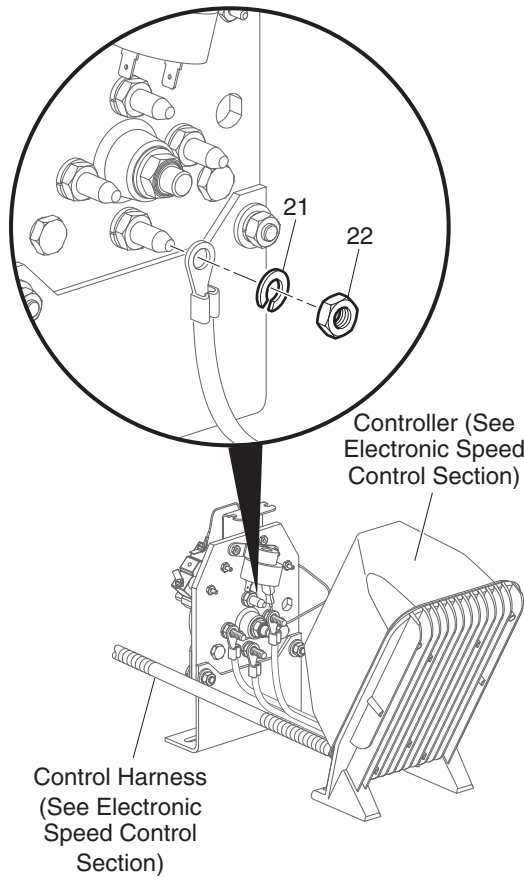
When ordering parts, please specify the model and serial number of the product.

* Indicates a component that is not available as an individual part.

G** Indicates consult Customer Service Department for additional information.

ITEM	PART NO.	1 2 3 4 5	DESCRIPTION	QTY.
1	73030-G05		PLATE (KEY SWITCH, DIRECTION SELECTOR)	1
2	74316-G01		LABEL (KEY SWITCH WITHOUT LIGHTS, DIRECTION SELECTOR).....	1
3				
4				
5	73030-G06		PLATE (KEY SWITCH, DIRECTION SELECTOR, CHARGE METER)	1
6	74320-G01		LABEL (KEY SWITCH WITHOUT LIGHTS, DIRECTION SELECTOR, CHARGE METER)	1
7	74322-G01		LABEL (KEY SWITCH WITH LIGHTS, DIRECTION SELECTOR, CHARGE METER)	1
8				
9	33623-G02		DRIVE RIVET, 3/16" X 3/8" LG	2
10				
11				
12				
13	74323-G01		DIRECTION SELECTOR SWITCH (DASH MOUNTED).....	1
14				
15				
16				
17	33636-G04		STATE OF CHARGE METER (VERTICAL)	1
18	74018-G01		WIRE HARNESS (STATE OF CHARGE METER)	1
19	25978-G74		18 GA WIRE (RED 6").....	1
20				
21				
22				
23	73290-G02		REVERSE WARNING BUZZER (CONTINUOUS TONE)	1
24	01041-G01		RIVET, 1/8" X 13/16" LG	2

ELECTRICAL SYSTEM - SERIES



Ref Ele 1-5

ELECTRICAL SYSTEM - SERIES

Where applicable, THE USE OF NON UL PARTS WILL VOID ANY UL LISTING.

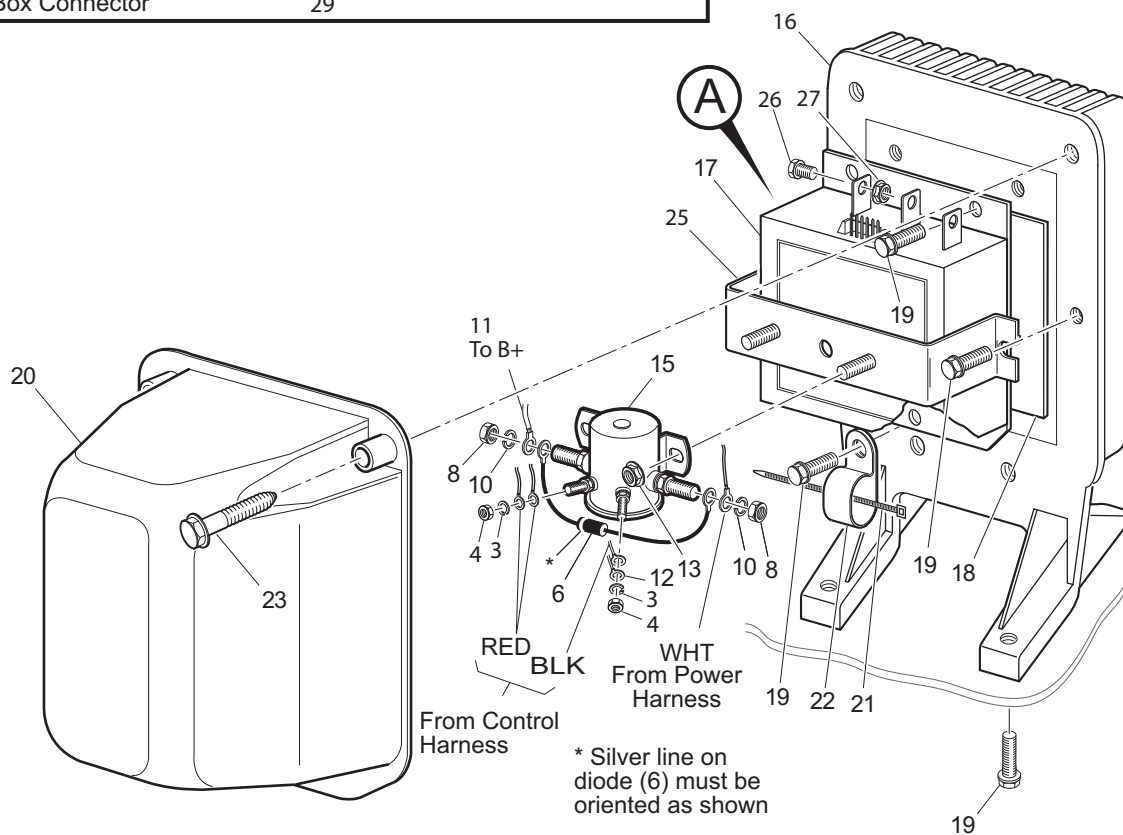
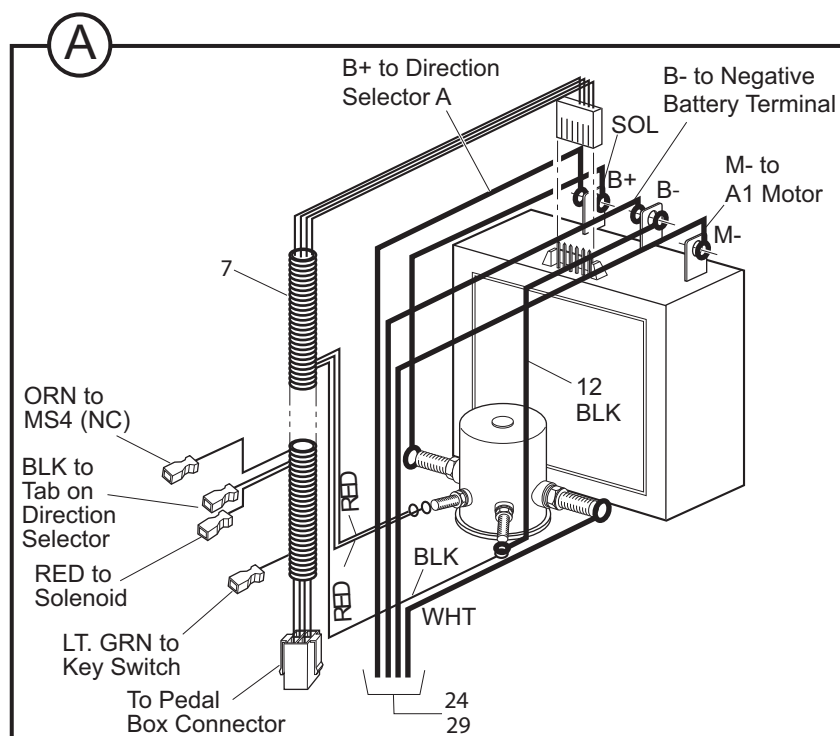
When ordering parts, please specify the model and serial number of the product.

* Indicates a component that is not available as an individual part.

G** Indicates consult Customer Service Department for additional information.

ITEM	PART NO.	1 2 3 4 5	DESCRIPTION	QTY.
1	73030-G01		PLATE (KEY SWITCH ONLY)	1
2	71145-G01		LABEL (KEY SWITCH ONLY)	1
3				
4				
5	73030-G02		PLATE (KEY SWITCH, STATE OF CHARGE METER)	1
6	71123-G02		LABEL (KEY SWITCH W/O LIGHTS, STATE OF CHARGE METER)	1
7	71129-G02		LABEL (KEY SWITCH W/ LIGHTS, STATE OF CHARGE METER)	1
8				
9	33623-G02		DRIVE RIVET, 3/16" X 3/8" LG	2
10				
11				
12	73041-G01		WIRE HARNESS (KEY SWITCH)	1
13				
14				
15	33636-G01		STATE OF CHARGE METER	1
16	74018-G01		WIRE HARNESS (STATE OF CHARGE METER)	1
17	25978-G74		18 GA WIRE (RED 6")	1
18				
19				
20				
21	00565-G8		LOCK WASHER, 5/16"	4
22	00532-G3		NUT, 5/16 - 18	4

ELECTRONIC SPEED CONTROL - SERIES



Ref Esc 1-1

ELECTRONIC SPEED CONTROL - SERIES

Where applicable, THE USE OF NON UL PARTS WILL VOID ANY UL LISTING.

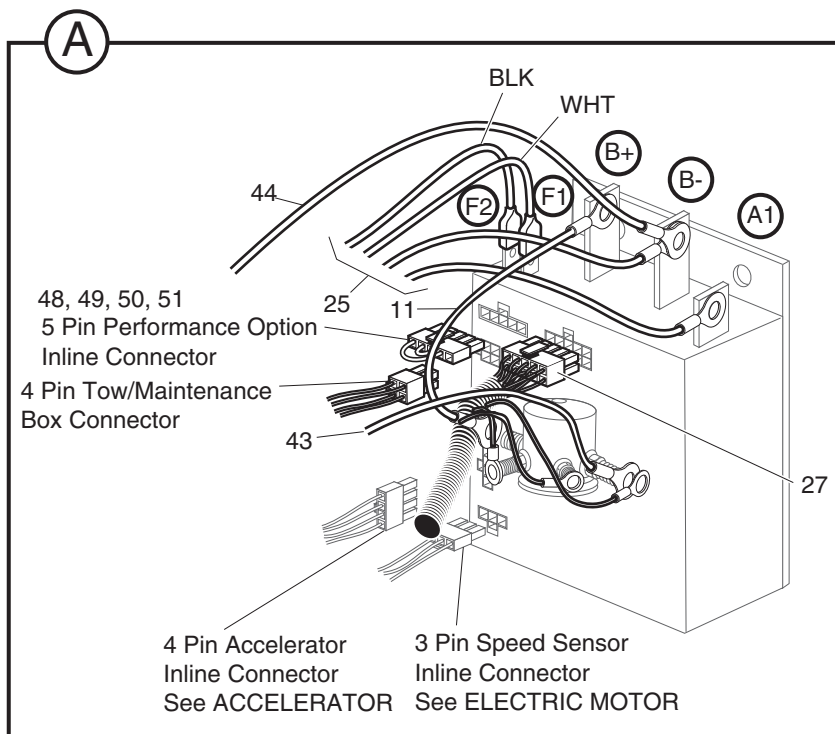
When ordering parts, please specify the model and serial number of the product.

* Indicates a component that is not available as an individual part.

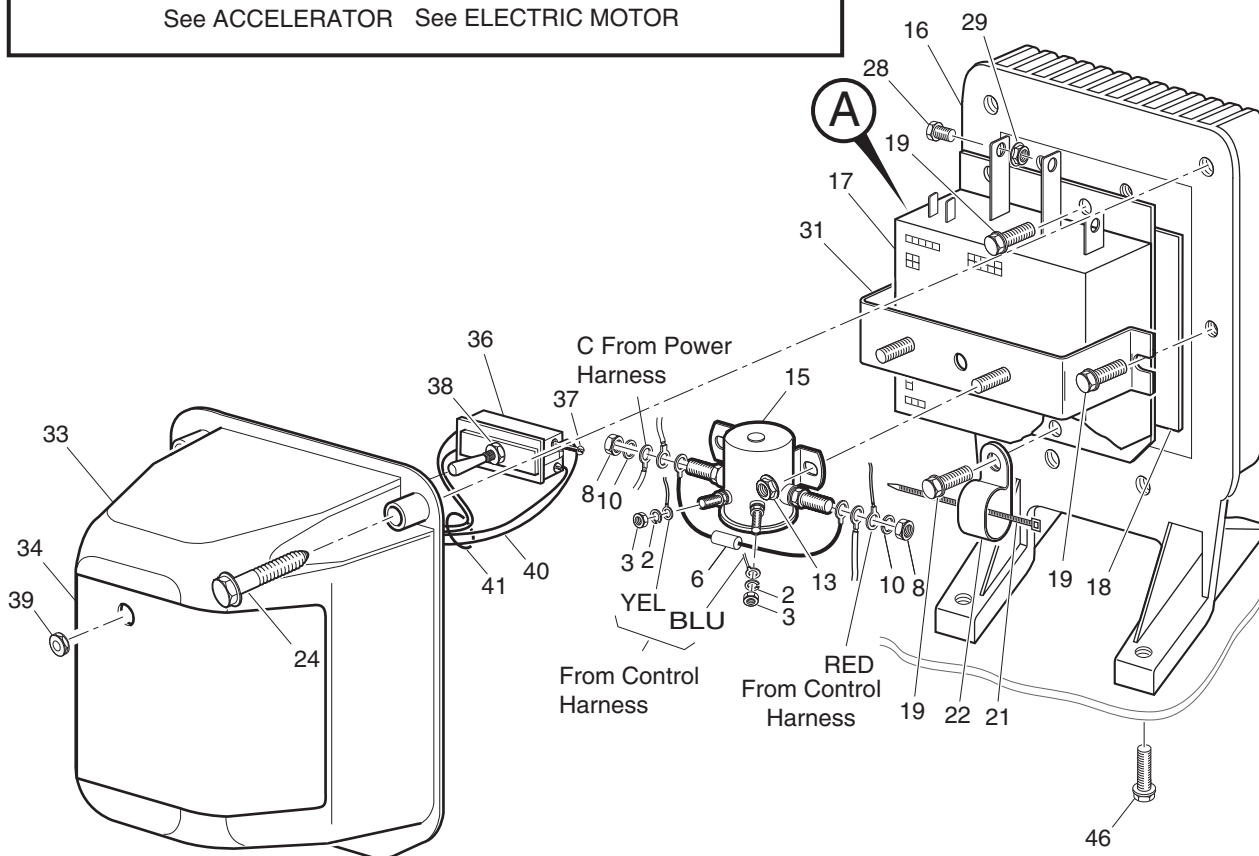
G** Indicates consult Customer Service Department for additional information.

ITEM	PART NO.	1 2 3 4 5	DESCRIPTION	QTY.
1	73056-G04		ELECTRONIC SPEED CONTROL ASSEMBLY (INCLUDES ITEMS 3-27)	1
2	73056-G06		ELECTRONIC SPEED CONTROL-II ASSY (INCLUDES ITEMS 3-10; 12-29).	1
3	*		LOCK WASHER, #10	2
4	*		NUT, 10 - 32	2
5	30353-G1		DIODE, 3 AMP	1
6	21764-G1		RESISTOR	1
7	73103-G02		WIRE HARNESS (CONTROL)	1
8	*		NUT, 5/16 - 24	2
9				
10	*		LOCK WASHER, 5/16"	2
11	607591		4 GA WIRE, GREEN, 11.5"	1
12	25978-G10		18 GA WIRE (SOL - B-)	1
13	800706		LOCK NUT, 1/4 - 20	2
14				
15	27855-G01		SOLENOID, 36 VOLT	1
16	73471-G01		HEATSINK	1
17	25864-G09		ELECTRONIC SPEED CONTROLLER	1
18	73190-G01		THERMAL MOUNTING PAD	1
19	71102-G01		BOLT, 1/4 - 20 X 3/4" LG	5
20	73028-G01		COVER	1
21	31539-G1		WIRE TIE	1
22	73053-G01		DOUBLE TUBE CLAMP	1
23	71102-G03		BOLT, 1/4 - 20 X 1 3/16" LG	3
24	607656		4 GA WIRING HARNESS, GREEN	1
25	25866-G01		SOLENOID BRACKET	1
26	00270-G5		BOLT, 5/16 - 18 X 5/8" LG	3
27	11027-G1		LOCK NUT, 5/16 - 18	3
28				
29	607656		4 GA WIRING HARNESS, GREEN	1

ELECTRONIC SPEED CONTROL - PDS



- 1 - Includes Items 2 - 44
- 32 - Includes Items 33 - 41
- 36 - Includes Items 37 - 39



Ref Esp 1-1

ELECTRONIC SPEED CONTROL - PDS

Where applicable, THE USE OF NON UL PARTS WILL VOID ANY UL LISTING.

When ordering parts, please specify the model and serial number of the product.

* Indicates a component that is not available as an individual part.

G** Indicates consult Customer Service Department for additional information.

ITEM	PART NO.	1 2 3 4 5	DESCRIPTION	QTY.
1	73276-G02		ELECTRONIC SPEED CONTROL ASSEMBLY (INCLUDES ITEMS 2 - 44).....	1
2	*		LOCK WASHER, #10	2
3	*		NUT, 10 - 32.....	2
4				
5				
6	21764-G1		RESISTOR.....	1
7				
8	*		NUT, 5/16 - 24.....	2
9				
10	*		LOCK WASHER, 5/16"	2
11	607591		4 GA WIRE, GREEN 11.5"	1
12				
13	800706		LOCK NUT, 1/4 - 20	2
14				
15	27855-G01		SOLENOID, 36 VOLT	1
16	73471-G01		HEATSINK	1
17	73326-G07		ELECTRONIC SPEED CONTROLLER	1
18	73190-G01		THERMAL MOUNTING PAD	1
19	71102-G01		BOLT, 1/4 - 20 X 3/4" LG	5
20				
21	31539-G1		WIRE TIE	1
22	73053-G01		DOUBLE TUBE CLAMP	1
23				
24	71102-G01		BOLT, 1/4 - 20 X 3/4" LG	4
25	73106-G01		WIRE HARNESS (POWER)	1
26				
27	74324-G02		WIRE HARNESS (CONTROL)	1
28	00270-G5		BOLT, 5/16 - 18 X 5/8" LG	3
29	11027-G1		LOCK NUT, 5/16 - 18	3
30				

ELECTRONIC SPEED CONTROL - PDS

Where applicable, THE USE OF NON UL PARTS WILL VOID ANY UL LISTING.

When ordering parts, please specify the model and serial number of the product.

* Indicates a component that is not available as an individual part.

G** Indicates consult Customer Service Department for additional information.

ITEM	PART NO.	1 2 3 4 5	DESCRIPTION	QTY.
31	25866-G01		SOLENOID BRACKET	1
32	73089-G01		COVER ASSEMBLY (INCLUDES ITEMS 33 - 41)	1
33	73028-G02		COVER (WITH GASKET)	1
34	73093-G01		LABEL (TOW SWITCH)	1
35				
36	73125-G01		TOGGLE SWITCH WITH SEAL (INCLUDES ITEMS 37 - 39)	1
37	*		SCREW, #5 - 40.....	4
38	*		NUT, 15/32 - 32.....	1
39	73139-G01		SEALED NUT, 15/32 - 32.....	1
40	73138-G02		WIRE HARNESS (TOW SWITCH).....	1
41	17618-G1		WIRE TIE	1
42				
43	607592		4 GA WIRE, GREEN 28"	1
44	607593		4 GA WIRE, GREEN 37"	1
45				
46	71102-G01		BOLT, 1/4 - 20 X 3/4" LG	4
47				
48	73272-G01		PERFORMANCE OPTION (FREEDOM) (NOT AVAILABLE FOR FLEET).....	1
49	73272-G02		PERFORMANCE OPTION (STEEP HILL)	1
50	73272-G03		PERFORMANCE OPTION (MILD HILL)	1
51	73272-G04		PERFORMANCE OPTION (ALL TERRAIN)	1

DID YOU KNOW?

CartPros directs you to the right part using the part numbers from this manual. Enter the part number into our search box and it will find the part you are looking for.

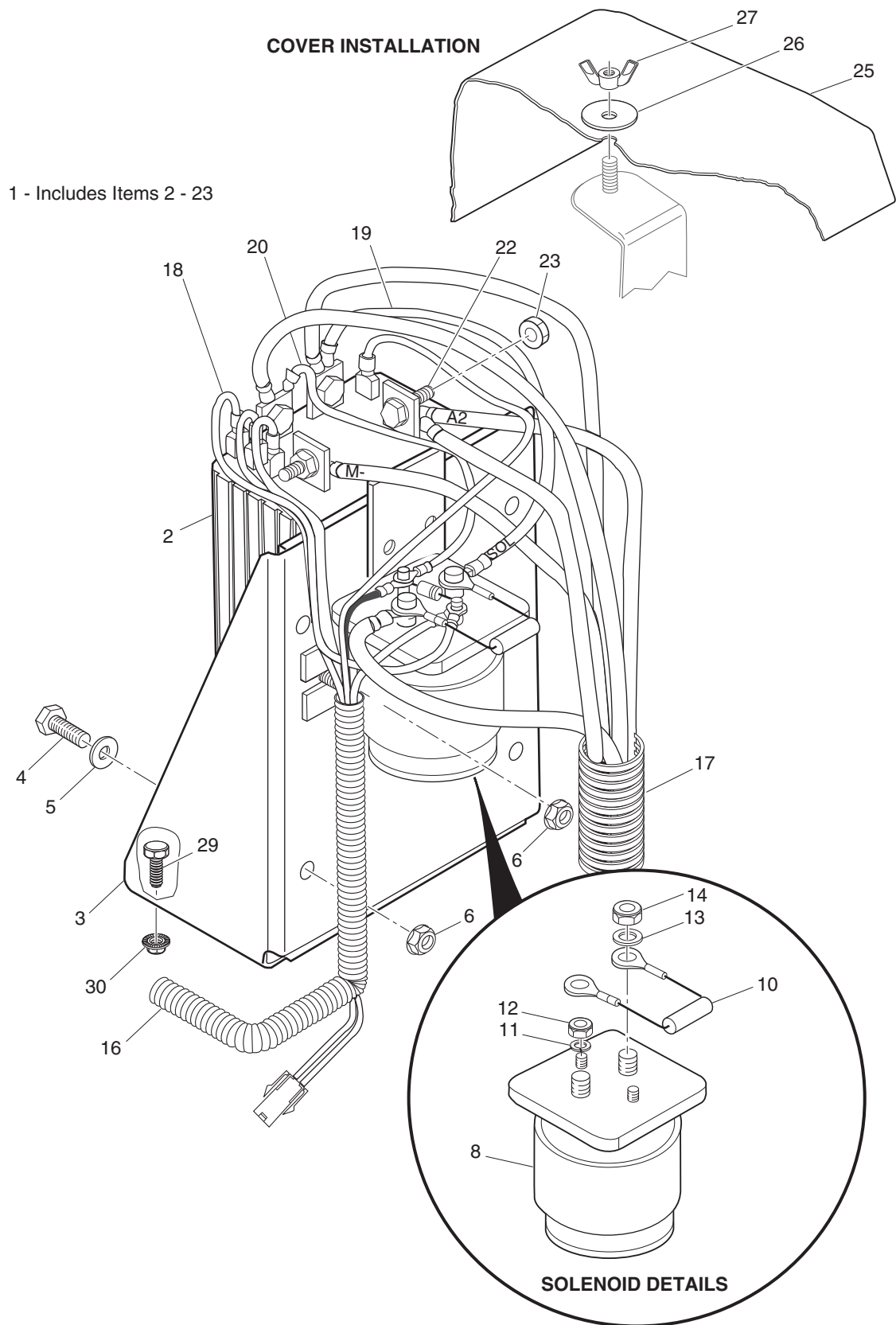
**GET STARTED
HERE**



<https://CartPros.com/f.html>

ELECTRONIC SPEED CONTROL - PDS

ELECTRONIC SPEED CONTROL - HD



Ref Esh 1

ELECTRONIC SPEED CONTROL - HD

Where applicable, THE USE OF NON UL PARTS WILL VOID ANY UL LISTING.

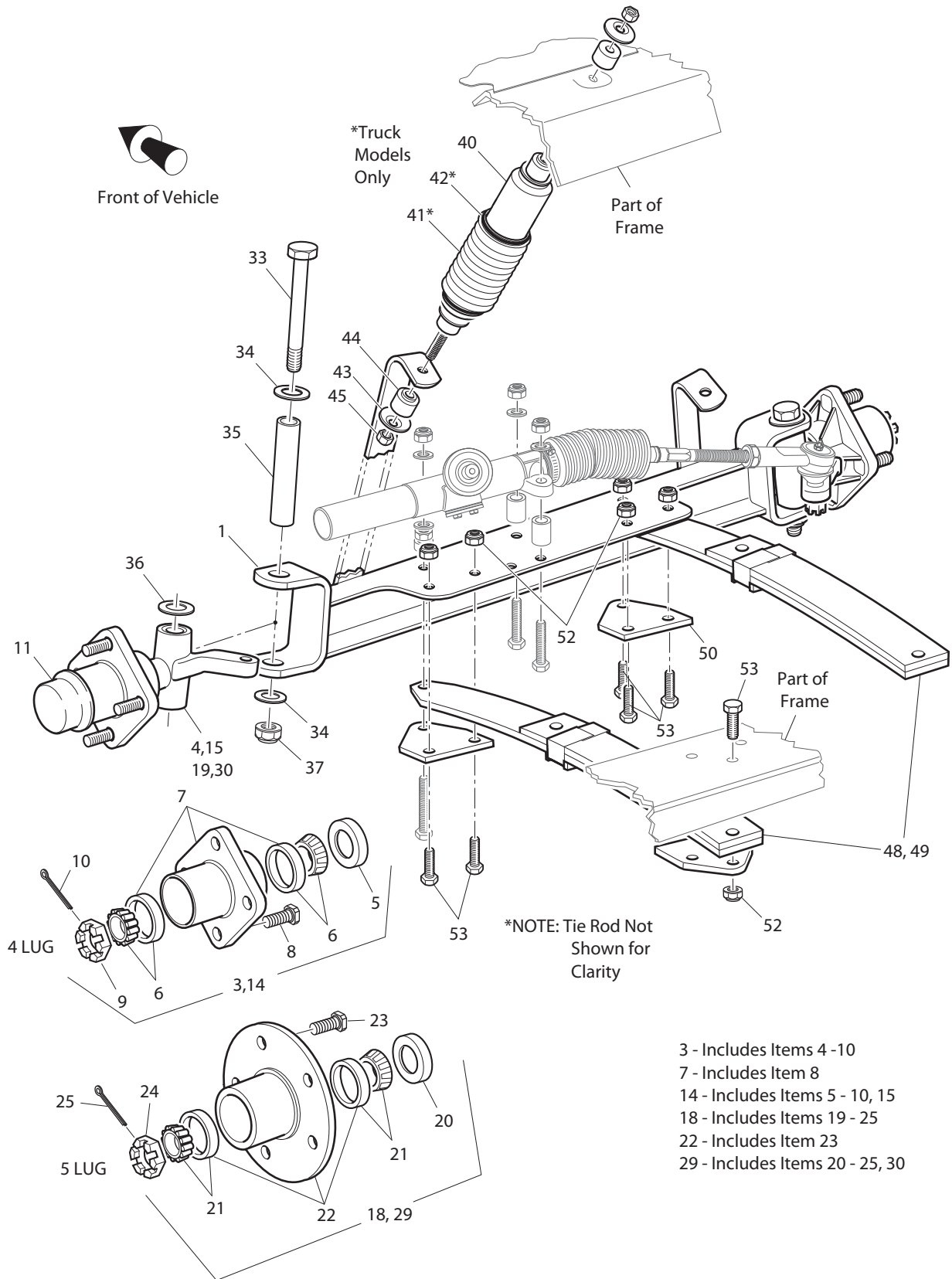
When ordering parts, please specify the model and serial number of the product.

* Indicates a component that is not available as an individual part.

G** Indicates consult Customer Service Department for additional information.

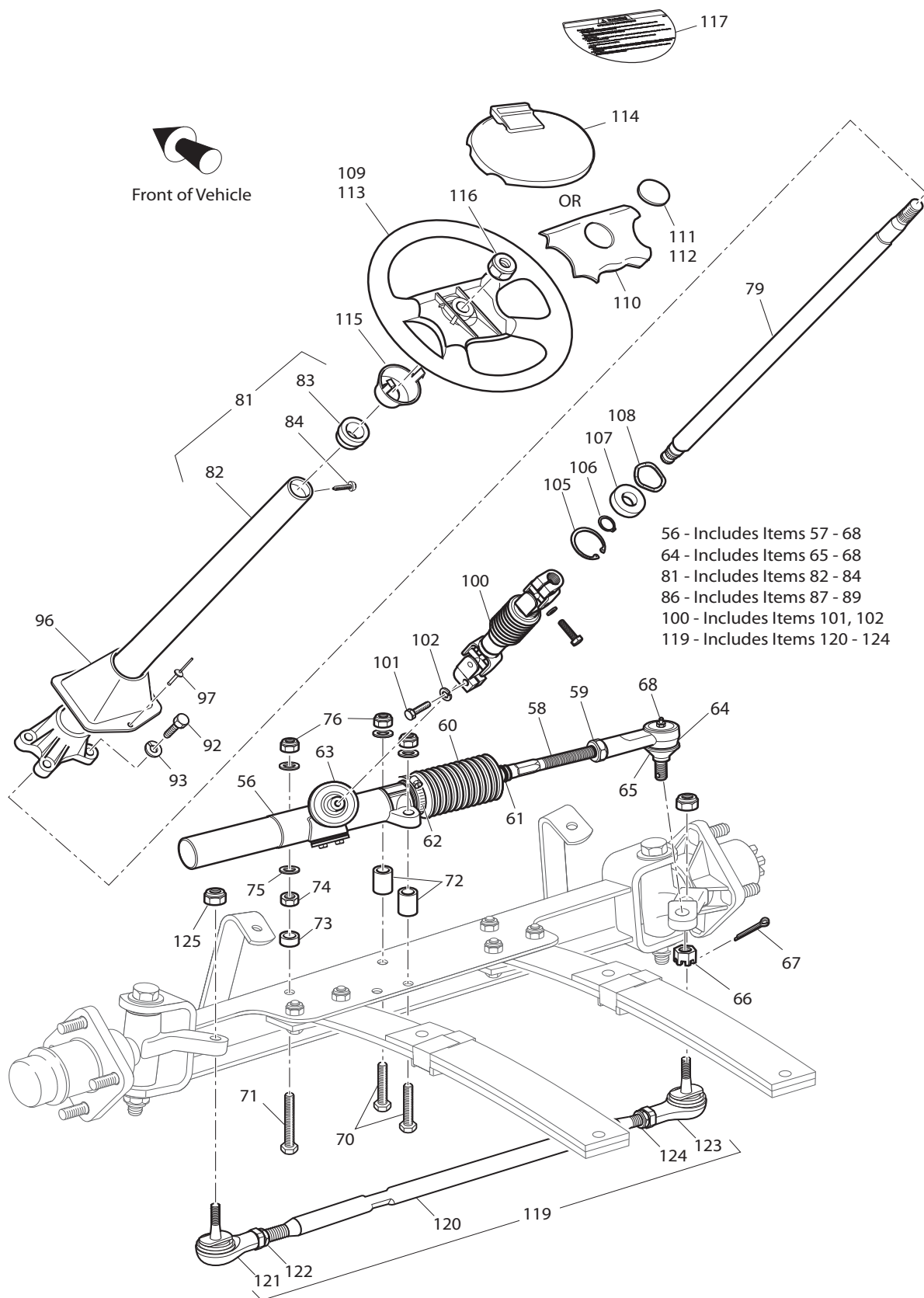
ITEM	PART NO.	1 2 3 4 5	DESCRIPTION	QTY.
1	73055-G02		ELECTRONIC SPEED CONTROL ASSEMBLY (INCLUDES ITEMS 2 - 23).....	1
2	73060-G05		ELECTRONIC SPEED CONTROLLER	1
3	74014-G02		CONTROLLER MOUNT	1
4	00414-G5		BOLT, 1/4 - 20 X 5/8" LG.....	4
5	00559-G7		WASHER, 1/4"	4
6	11027-G2		LOCK NUT, 1/4 - 20.....	6
7				
8	20468-G1		SOLENOID	1
9				
10	21764-G1		RESISTOR.....	1
11	*		LOCK WASHER, #10	2
12	*		NUT, #10 - 32.....	2
13	*		WASHER, 5/16"	2
14	*		NUT, 5/16 - 24.....	2
15				
16	73095-G04		WIRE HARNESS (CONTROL)	1
17	28325-G01		WIRE HARNESS (POWER)	1
18	25978-G88		18 GA WIRE (RED 9")	1
19	607591		4 GA WIRE, GREEN 11.5"	1
20	25978-G10		18 GA WIRE(BLK 6", SOL - B-).....	1
21				
22	00438-G6		BOLT, 5/16 - 18 X 3/4" LG.....	4
23	11027-G1		LOCK NUT, 5/16 - 18.....	4
24				
25	23723-G2		COVER.....	1
26	16469-G1		WASHER, 1/4"	1
27	14419-G1		WING NUT, 1/4 - 20	1
28				
29	00414-G5		BOLT, 1/4 - 20 X 5/8" LG	4
30	11027-G2		LOCK NUT, 1/4 - 20	4

FRONT SUSPENSION/STEERING



Ref Fss 1-1

FRONT SUSPENSION/STEERING



Ref Fss 1-2

FRONT SUSPENSION/STEERING

Where applicable, THE USE OF NON UL PARTS WILL VOID ANY UL LISTING.

When ordering parts, please specify the model and serial number of the product.

* Indicates a component that is not available as an individual part.

G** Indicates consult Customer Service Department for additional information.

ITEM	PART NO.	1 2 3 4 5	DESCRIPTION	QTY.
1	602513		FRONT AXLE.....	1
2				
3	70942-G01		SPINDLE AND HUB ASSEMBLY, 4 LUG (PASSENGER SIDE) (INCLUDES ITEMS 4 - 10)	1
4	70942-G02		SPINDLE ASSEMBLY (PASSENGER SIDE)	1
5	25146-G1		GREASE SEAL.....	1
6	50892-G1		ROLLER BEARING AND RACE ASSEMBLY	2
7	70895-G01		WHEEL HUB ASSEMBLY WITH RACES, 4 LUG (INCLUDES ITEM 8)	1
8	19862-G1		LUG BOLT, 1/2 - 20 X 1 3/16" LG	4
9	12093-G1		CASTELLATED NUT, 1 - 14	1
10	00798-G8		COTTER PIN, 5/32" X 1 3/4" LG	1
11	12091-G2		SPINDLE CAP	2
12				
13				
14	70673-G01		SPINDLE AND HUB ASSEMBLY, 4 LUG (DRIVER SIDE) (INCLUDES ITEMS 5 - 10, 15)	1
15	70673-G02		SPINDLE ASSEMBLY (DRIVER SIDE)	1
16				
17				
18	70943-G01		SPINDLE AND HUB ASSEMBLY, 5 LUG (PASSENGER SIDE) (INCLUDES ITEMS 19 - 25)	1
19	70942-G02		SPINDLE ASSEMBLY (PASSENGER SIDE)	1
20	12092-G1		GREASE SEAL.....	1
21	50892-G1		ROLLER BEARING AND RACE ASSEMBLY	2
22	70772-G01		WHEEL HUB ASSEMBLY WITH RACES, 5 LUG (INCLUDES ITEM 23)	1
23	30143-G1		LUG BOLT, 1/2 - 20 X 1 7/32" LG	5
24	12093-G1		CASTELLATED NUT, 1 - 14	1
25	00798-G8		COTTER PIN, 5/32" X 1 3/4" LG	1
26				
27				
28				

FRONT SUSPENSION/STEERING

Where applicable, THE USE OF NON UL PARTS WILL VOID ANY UL LISTING.

When ordering parts, please specify the model and serial number of the product.

* Indicates a component that is not available as an individual part.

G** Indicates consult Customer Service Department for additional information.

ITEM	PART NO.	1 2 3 4 5	DESCRIPTION	QTY.
29	70797-G01		SPINDLE AND HUB ASSEMBLY, 5 LUG (DRIVER SIDE) (INCLUDES ITEMS 20 - 25, 30)	1
30	70673-G02		SPINDLE ASSEMBLY (DRIVER SIDE)	1
31				
32				
33	00407-G6		BOLT, 1/2 - 13 X 6" LG	2
34	00560-G3		WASHER, 1/2"	4
35	70745-G01		KING PIN TUBE	2
36	70754-G01		THRUST WASHER, 1" (STAINLESS STEEL)	2
37	14390-G6		LOCK NUT, 1/2 - 13	2
38				
39				
40	76419-G01		SHOCK ABSORBER	2
41	70509-G01		SHOCK ABSORBER BOOT	2
42	31539-G1		WIRE TIE	4
43	10435-G1		SHOCK ABSORBER WASHER	8
44	10194-G1		RUBBER BUSHING	8
45	00532-G6		NUT, 3/8 - 24	4
46				
47				
48	70990-G02		LEAF SPRING (SEE PART NUMBER ON SPRING)	2
49	70989-G03		LEAF SPRING (HEAVY DUTY) (SEE PART NUMBER ON SPRING)	2
50	70163-G03		SPRING PLATE	4
51				
52	00734-G1		LOCK NUT, 7/16 - 14	11
53	00463-G11		BOLT, 7/16 - 14 X 1 3/4" LG	11
54				
55				
56	70964-G02		RACK AND PINION UNIT (COMPLETE) (INCLUDES ITEMS 57 - 68)	1
57	*		STEERING BOX INSTALLATION TAG	1

FRONT SUSPENSION/STEERING

Where applicable, THE USE OF NON UL PARTS WILL VOID ANY UL LISTING.

When ordering parts, please specify the model and serial number of the product.

* Indicates a component that is not available as an individual part.

G** Indicates consult Customer Service Department for additional information.

ITEM	PART NO.	1 2 3 4 5	DESCRIPTION	QTY.
58	70694-G01		RACK EXTENSION	1
59	*		JAM NUT, 1/2 - 20.....	1
60	70961-G01		RACK BOOT	1
61	12416-G2		WIRE TIE	1
62	11391-G8		CLAMP, 1 13/16 - 2 3/8"	1
63	70638-G01		PINION SEAL	1
64	70695-G01		RACK BALL JOINT (INCLUDES ITEMS 65 - 68)	1
65	50641-G1		RUBBER BOOT	1
66	50209-G2		CASTELLATED NUT, 7/16 - 20	1
67	10387-G2		COTTER PIN, 3/32" X 1" LG	1
68	10389-G3		GREASE FITTING, STRAIGHT	1
69				
70	00464-G6		BOLT, 7/16 - 14 X 2 3/4" LG	2
71	01068-G01		BOLT, 7/16 - 14 X 3 1/2" LG	1
72	70667-G02		SPACER	2
73	70667-G03		SPACER (SHORT)	1
74	00532-G7		NUT, 7/16 - 14	1
75	00560-G2		FLAT WASHER, 7/16"	4
76	00734-G1		LOCK NUT, 7/16 - 14	3
77				
78				
79	70607-G01		STEERING SHAFT	1
80				
81	70758-G05		STEERING COLUMN KIT (INCLUDES ITEMS 82 - 84)	1
82	70610-G03		STEERING COLUMN	1
83	28569-G01		STEERING COLUMN BUSHING	1
84	01022-G01		SCREW, #6 - 20 X 5/16" LG	1
85				
86				
87				

FRONT SUSPENSION/STEERING

Where applicable, THE USE OF NON UL PARTS WILL VOID ANY UL LISTING.

When ordering parts, please specify the model and serial number of the product.

* Indicates a component that is not available as an individual part.

G** Indicates consult Customer Service Department for additional information.

ITEM	PART NO.	1 2 3 4 5	DESCRIPTION	QTY.
88				
89				
90				
91				
92	01006-G01		BOLT, 3/8 - 16 X 1 1/4" LG	4
93	00879-G1		LOCK WASHER, 3/8"	4
94				
95				
96	70997-G01		COVER.....	1
97	71055-G01		RIVET, 3/16" X 1" LG (ALUMINUM)	1
98				
99				
100	70580-G01		INTERMEDIATE SHAFT (INCLUDES ITEMS 101, 102).....	1
101	01055-G01		BOLT, M8 X 1.25 - 05 LG	2
102	00565-G8		LOCK WASHER, 5/16"	2
103				
104				
105	70751-G01		RETAINING RING (INTERNAL)	1
106	70888-G01		RETAINING RING (EXTERNAL).....	1
107	15112-G1		BALL BEARING	1
108	70887-G01		WAVE WASHER.....	1
109	71146-G01		STEERING WHEEL	1
110	71147-G01		STEERING WHEEL COVER	1
111	71047-G01		LABEL (E-Z-GO)	1
112	74405-G01		LABEL (CUSHMAN).....	1
113	602979		STEERING WHEEL	1
114	607925		CLIPBOARD.....	1
115	71949-G01		HUB COVER	1
116	14390-G2		LOCK NUT, 5/8 - 18	1
117	608529		WARNING LABEL	1

FRONT SUSPENSION/STEERING

Where applicable, THE USE OF NON UL PARTS WILL VOID ANY UL LISTING.

When ordering parts, please specify the model and serial number of the product.

* Indicates a component that is not available as an individual part.

G** Indicates consult Customer Service Department for additional information.

ITEM	PART NO.	1 2 3 4 5	DESCRIPTION	QTY.
118				
119	70876-G02		TIE ROD ASSEMBLY (INCLUDES ITEMS 120 - 124)	1
120	70897-G02		THREADED ROD (24" LG)	1
121	70902-G01		TIE ROD END (LEFT HAND THREADS)	1
122	01069-G01		JAM NUT, M12 X 1.25 - 05 (LEFT HAND THREADS)	1
123	70902-G02		TIE ROD END (RIGHT HAND THREADS)	1
124	01069-G02		JAM NUT, M12 X 1.25 - 05 (RIGHT HAND THREADS)	1
125	00734-G1		LOCK NUT, 7/16 - 14	2

DID YOU KNOW?

CartPros directs you to the right part using the part numbers from this manual. Enter the part number into our search box and it will find the part you are looking for.

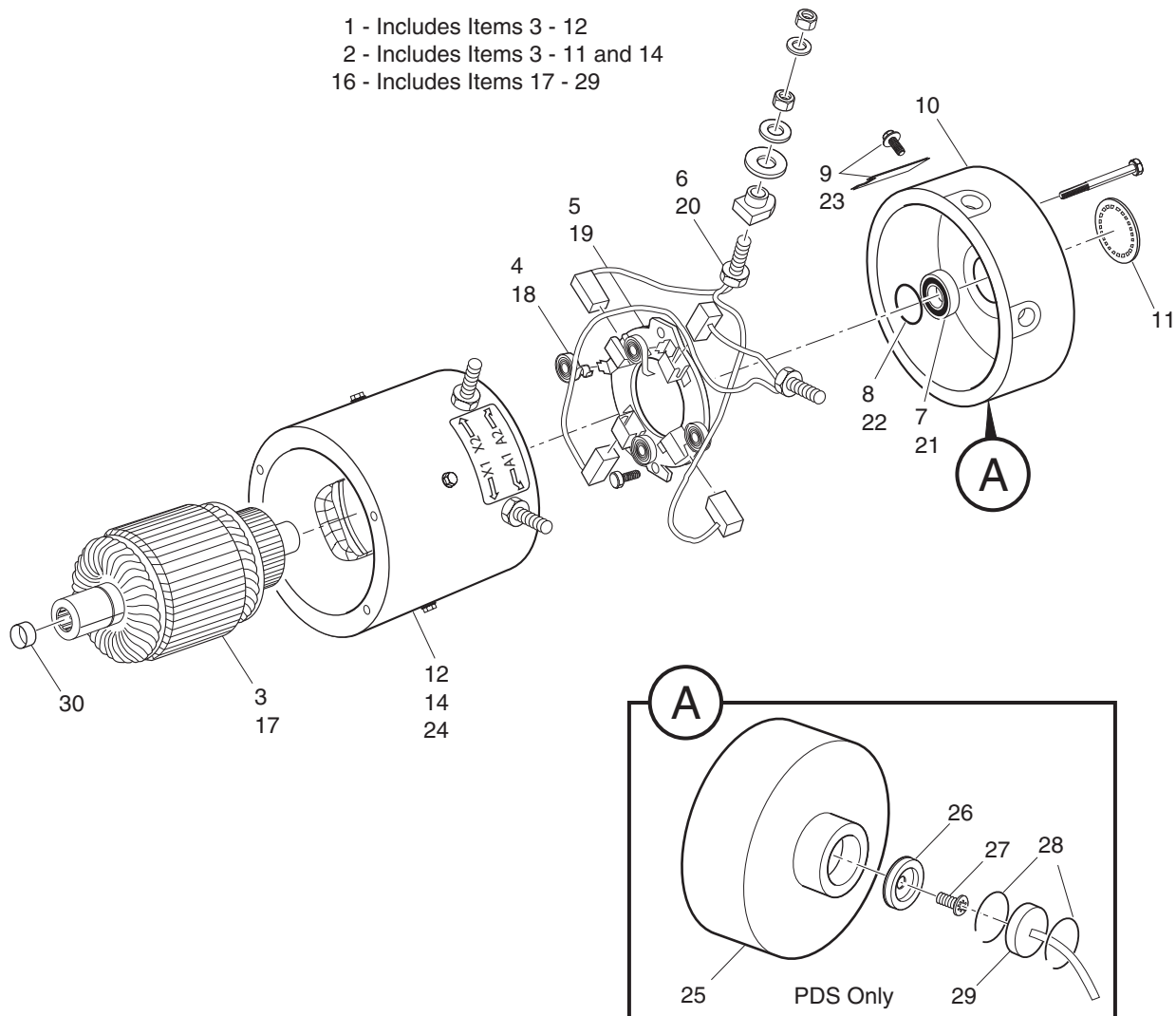
**GET STARTED
HERE**



<https://CartPros.com/f.html>

FRONT SUSPENSION/STEERING

MOTOR



Ref Mtr 1

Where applicable, THE USE OF NON UL PARTS WILL VOID ANY UL LISTING.

When ordering parts, please specify the model and serial number of the product.

* Indicates a component that is not available as an individual part.

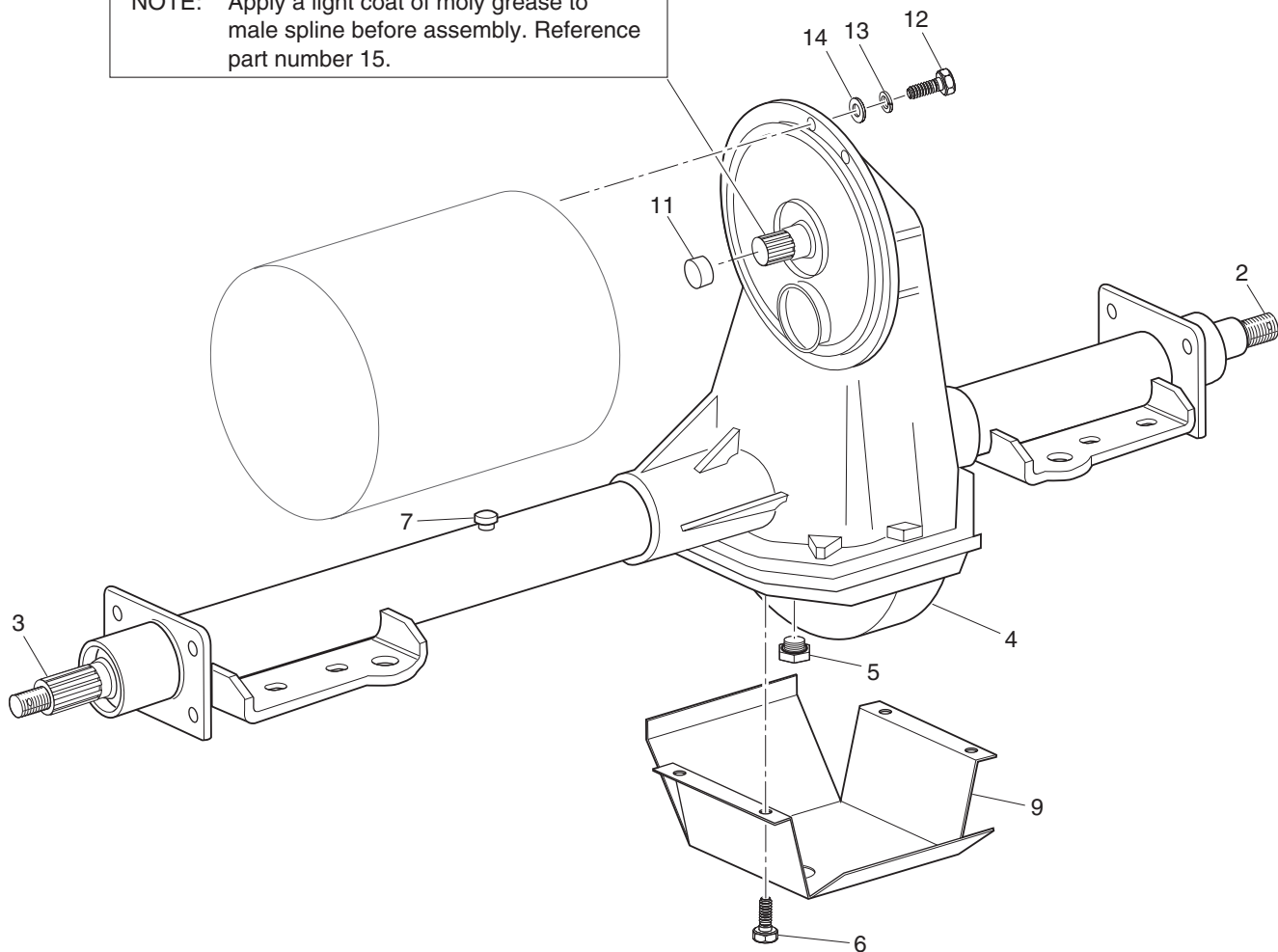
G** Indicates consult Customer Service Department for additional information.

ITEM	PART NO.	1 2 3 4 5	DESCRIPTION	QTY.
1	73124-G02		MOTOR (SERIES, FLEET SPEED) (INCLUDES ITEMS 3 - 12)	1
2	73124-G03		MOTOR (SERIES, HIGH SPEED) (INCLUDES ITEMS 3 - 11, 14)	1
3	73120-G01		ARMATURE	1
4	73120-G03		BRUSH SPRING.....	4
5	73120-G15		BRUSH PLATE AND BOX.....	1
6	73120-G25		BRUSH REPLACEMENT KIT (INCLUDES HARDWARE)	1
7	73120-G07		BEARING	1
8	73120-G06		SNAP RING	1
9	73120-G09		COVER PLATE AND SCREW.....	1
10	73120-G08		COMMUTATOR END HOUSING	1
11	73120-G16		CAP.....	1
12	73120-G29		FRAME AND FIELD COIL (G02 MOTOR) (INCLUDES HARDWARE)	1
13				
14	73120-G30		FRAME AND FIELD COIL (G03 MOTOR) (INCLUDES HARDWARE)	1
15				
16	73124-G08		MOTOR (SEPARATELY EXCITED) (PDS) (INCLUDES ITEMS 17 - 29)	1
17	73120-G18		ARMATURE.....	1
18	73120-G03		BRUSH SPRING.....	4
19	73120-G15		BRUSH PLATE AND BOX.....	1
20	73120-G25		BRUSH REPLACEMENT KIT (INCLUDES HARDWARE)	1
21	73120-G07		BEARING.....	1
22	73120-G06		SNAP RING	1
23	73120-G09		COVER PLATE AND SCREW.....	1
24	73120-G31		FRAME AND FIELD COIL (INCLUDES HARDWARE).....	1
25	73120-G19		COMMUTATOR END HOUSING	1
26	73328-G01		MAGNET.....	1
27	01037-G02		SCREW, #10 - 32 X 1/2" LG.....	1
28	73277-G01		RETAINING RING	2
29	73327-G01		SPEED SENSOR.....	1
30	24261-G1		SPLINE BUMPER	1

REAR AXLE

1 - Includes Items 2 - 7

NOTE: Apply a light coat of moly grease to male spline before assembly. Reference part number 15.



Ref Rax 1



REAR AXLE

Where applicable, THE USE OF NON UL PARTS WILL VOID ANY UL LISTING.

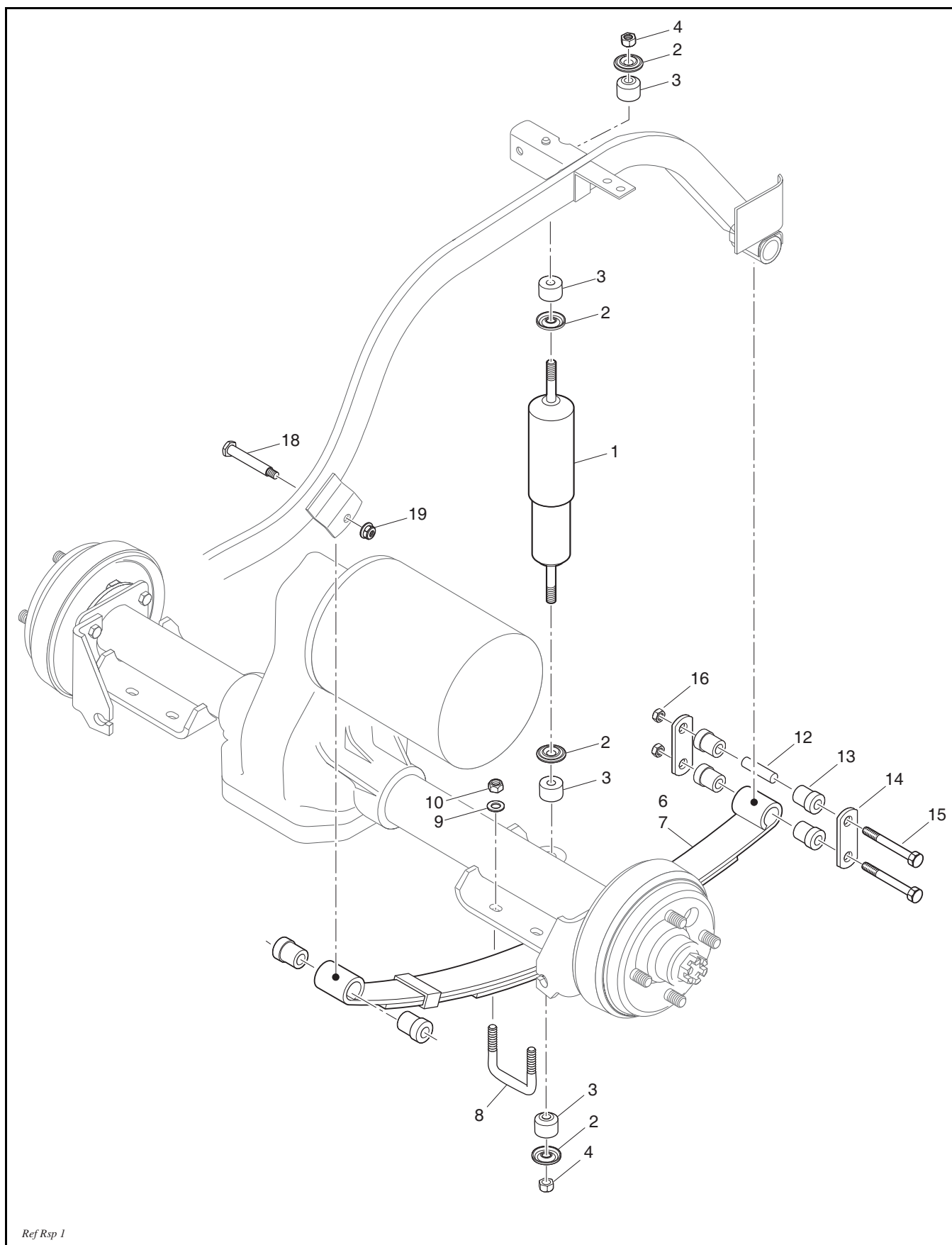
When ordering parts, please specify the model and serial number of the product.

* Indicates a component that is not available as an individual part.

G** Indicates consult Customer Service Department for additional information.

ITEM	PART NO.	1 2 3 4 5	DESCRIPTION	QTY.
1	73500-G01		REAR AXLE ASSEMBLY (INCLUDES ITEMS 2 - 7)	1
2	20377-G12		AXLE SHAFT (PASSENGER SIDE).....	1
3	20377-G11		AXLE SHAFT (DRIVER SIDE).....	1
4	*		DIFFERENTIAL COVER.....	1
5	28610-G01		FILL PLUG WITH 'O' RING.....	1
6	15558-G1		BOLT, 5/16 - 18 X 3/4" LG	10
7	73050-G01		VENT	1
8				
9	72763-G01		SCUFF GUARD	1
10				
11	XXXXX-XXX		SPLINE BUMPER (SEE ELECTRIC MOTOR)	1
12	00797-G2		BOLT, 1/4 - 20 X 1 1/4" LG	3
13	00565-G7		LOCK WASHER, 1/4"	3
14	00559-G7		WASHER FLAT, 1/4"	3
15	28095-G01		MOLY LUBE, 2 OZ.....	AR

REAR SUSPENSION



Ref Rsp 1

REAR SUSPENSION

Where applicable, THE USE OF NON UL PARTS WILL VOID ANY UL LISTING.

When ordering parts, please specify the model and serial number of the product.

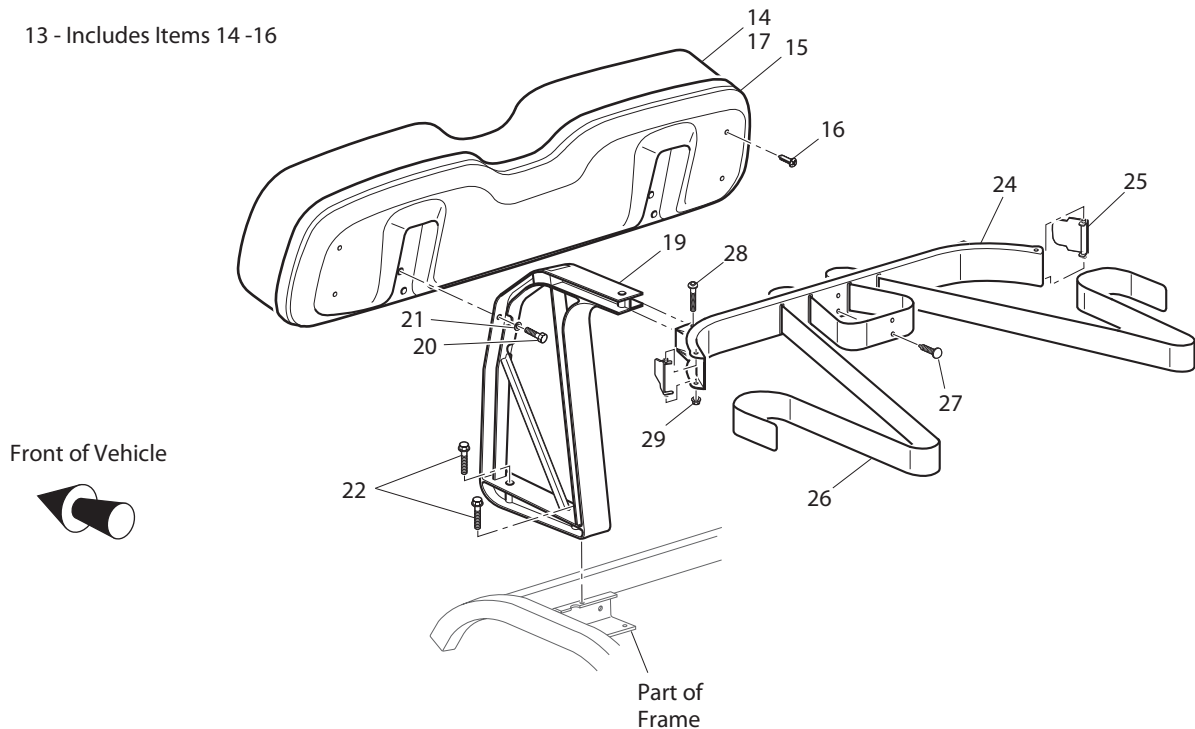
* Indicates a component that is not available as an individual part.

G** Indicates consult Customer Service Department for additional information.

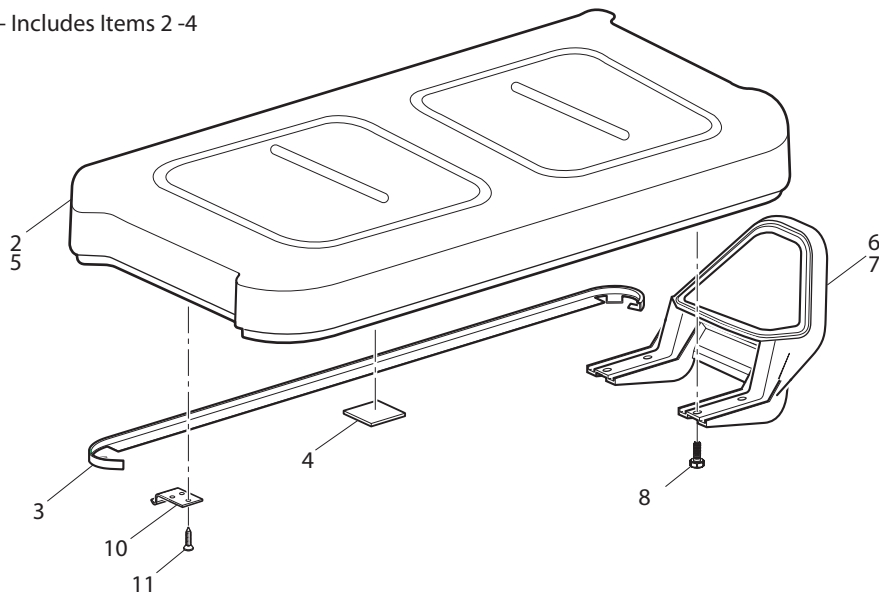
ITEM	PART NO.	1 2 3 4 5	DESCRIPTION	QTY.
1	76418-G01		SHOCK ABSORBER.....	2
2	10435-G1		SHOCK ABSORBER WASHER	8
3	10194-G1		RUBBER BUSHING	8
4	00532-G6		NUT, 3/8 - 24	4
5				
6	603109		REAR LEAF SPRINGS (REPLACE LEFT & RIGHT SPRINGS SIMULTANEOUSLY)2	
7	74207-G01		LEAF SPRING, 4 LEAF	2
8	72618-G01		'U' BOLT, 3/8 - 16 X 2" X 2 1/2" LG	4
9	00560-G1		WASHER, 3/8"	8
10	11098-G5		LOCK NUT, 3/8 - 16	8
11				
12	70289-G02		SPACER	4
13	70291-G01		FLANGED BUSHING (LEAF SPRING)	12
14	70290-G02		SHACKLE PLATE	4
15	00665-G9		BOLT, 3/8 - 16 X 3 1/2" LG (STAINLESS STEEL).....	4
16	11098-G5		LOCK NUT, 3/8 - 16	4
17				
18	14158-G1		SHOULDER BOLT, 3/8 - 16 X 3 1/4" LG	2
19	12262-G1		LOCK NUT, 3/8 - 16	2

SEATING AND BAG HOLDER - GOLF CAR

13 - Includes Items 14 -16



1 - Includes Items 2 -4



SEATING AND BAG HOLDER - GOLF CAR

Where applicable, THE USE OF NON UL PARTS WILL VOID ANY UL LISTING.

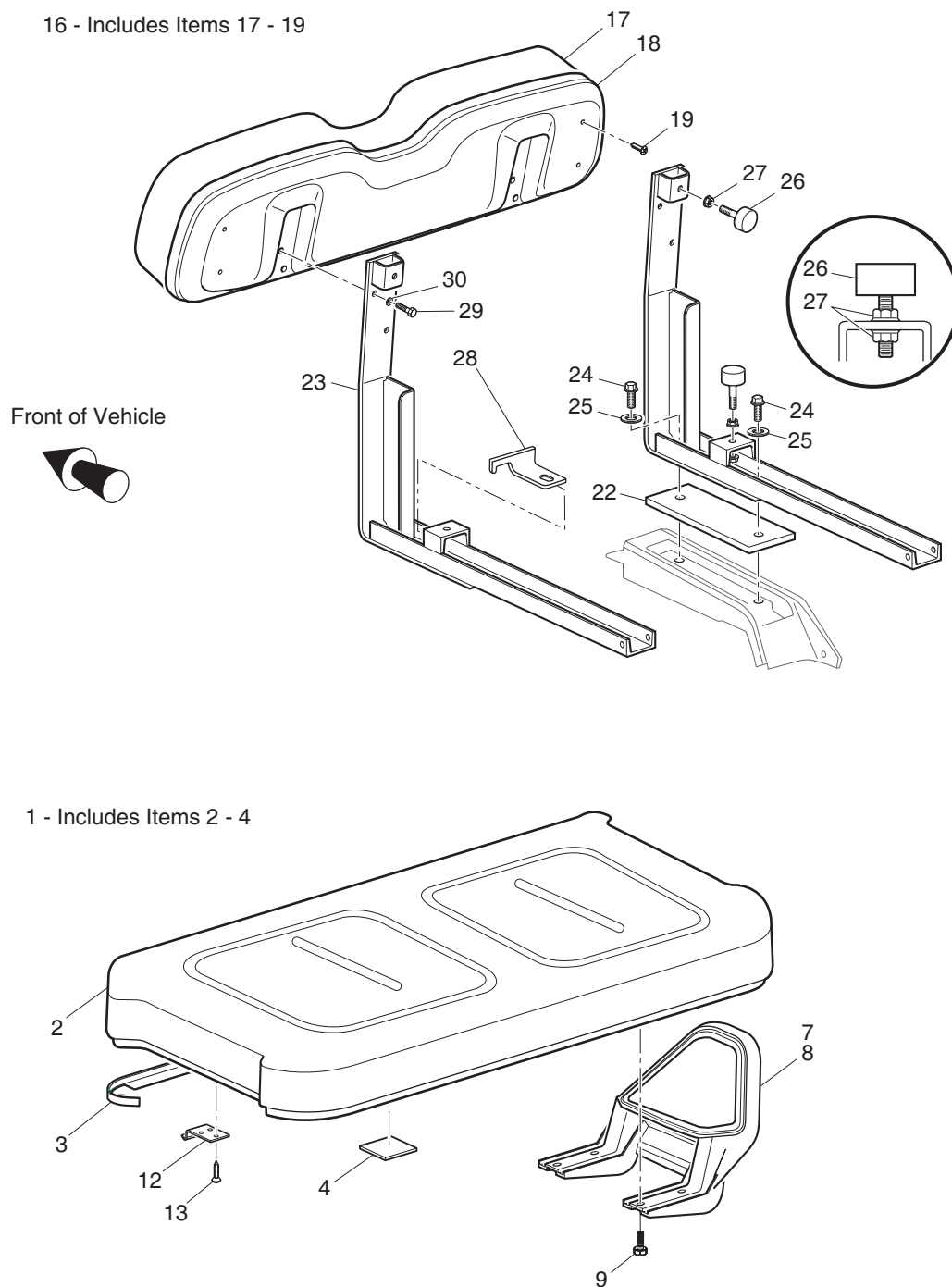
When ordering parts, please specify the model and serial number of the product.

* Indicates a component that is not available as an individual part.

G** Indicates consult Customer Service Department for additional information.

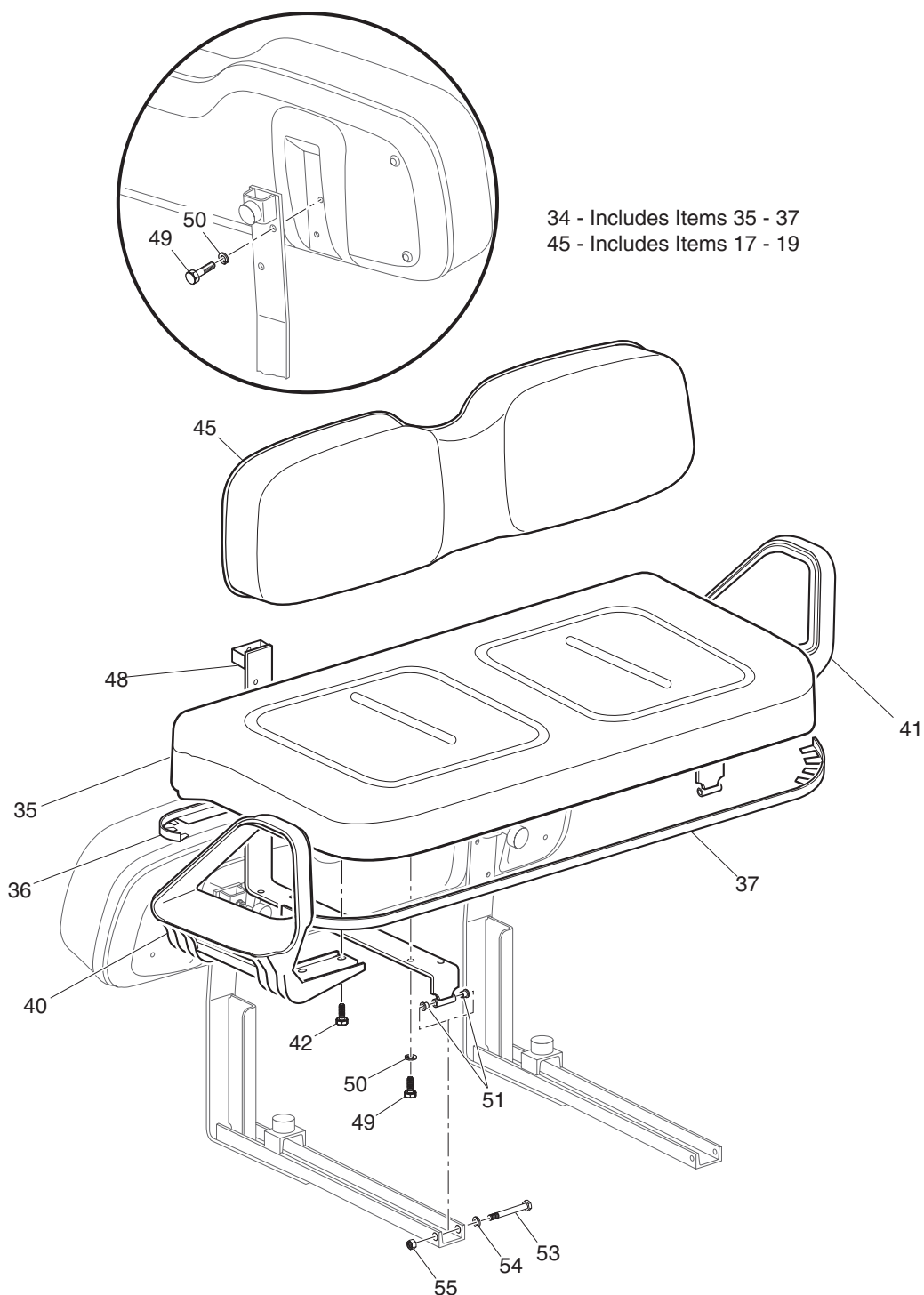
ITEM	PART NO.	1 2 3 4 5	DESCRIPTION	QTY.
1	71611-G**		SEAT BOTTOM ASSEMBLY (INCLUDES ITEMS 2 - 4)	1
2	71602-G**		VINYL SEAT BOTTOM COVER	1
3	71012-G01		VINYL TRIM (SEAT BOTTOM)	1
4	17074-G1		RUBBER PAD	2
5	604912-G**		TWO TONE VINYL SEAT BOTTOM	1
6	71701-G01		HIP RESTRAINT (PASSENGER SIDE)	1
7	71702-G01		HIP RESTRAINT (DRIVER SIDE)	1
8	71204-G01		BOLT, 1/4 - 20 X 7/8" LG	8
9				
10	71610-G01		SEAT HINGE	2
11	00720-G08		SCREW, #12 - 14 X 1" LG (STAINLESS STEEL)	4
12				
13	71751-G**		SEAT BACK ASSEMBLY (INCLUDES ITEMS 14 - 16)	1
14	71753-G**		VINYL SEAT BACK COVER	1
15	71752-G01		PLASTIC SEAT BACK COVER	1
16	01107-G01		SCREW, #8 X 5/8" LG (STAINLESS STEEL)	4
17	604916-G**		TWO TONE VINYL SEAT BACK	1
18				
19	71811-G03		SEAT SUPPORT BRACKET	2
20	00661-G8		BOLT, 1/4 - 20 X 1" LG (STAINLESS STEEL)	4
21	00664-G7		LOCK WASHER, 1/4" (STAINLESS STEEL)	4
22	01075-G01		SCREW, 3/8 - 16 X 2 1/2" LG	4
23				
24	71851-G01		BAG HOLDER BRACKET	1
25	71856-G01		BAG RETAINER CLAMP	2
26	71853-G01		BAG RETAINER STRAP	1
27	16816-G1		RATCHET FASTENER, 1/4" X 9/16" LG	2
28	01102-G01		CARRIAGE BOLT, 1/4 - 20 X 1 1/2" LG (STAINLESS STEEL)	2
29	11027-G2		LOCK NUT, 1/4 - 20	2

SEATING - SHUTTLE 2+2



Ref Ssh 1-1

SEATING - SHUTTLE 2+2



Ref Ssh 1-2

SEATING - SHUTTLE 2+2

Where applicable, THE USE OF NON UL PARTS WILL VOID ANY UL LISTING.

When ordering parts, please specify the model and serial number of the product.

* Indicates a component that is not available as an individual part.

G** Indicates consult Customer Service Department for additional information.

ITEM	PART NO.	1 2 3 4 5	DESCRIPTION	QTY.
1	71611-G**		SEAT BOTTOM ASSEMBLY (INCLUDES ITEMS 2 -4)	1
2	71602-G**		VINYL SEAT BOTTOM COVER	1
3	71012-G01		VINYL TRIM (SEAT BOTTOM).....	1
4	17074-G1		RUBBER PAD.....	2
5				
6				
7	71701-G01		HIP RESTRAINT (PASSENGER SIDE)	1
8	71702-G01		HIP RESTRAINT (DRIVER SIDE).....	1
9	00661-G8		BOLT, 1/4 - 20 X 1" LG(STAINLESS STEEL).....	8
10				
11				
12	71610-G01		SEAT HINGE.....	2
13	00720-G08		SCREW, #12 - 14 X 1" LG (STAINLESS STEEL).....	6
14				
15				
16	71751-G**		SEAT BACK ASSEMBLY (INCLUDES ITEMS 17 - 19)	1
17	71753-G**		VINYL SEAT BACK COVER	1
18	71752-G01		PLASTIC SEAT BACK COVER	1
19	01107-G01		SCREW, #8 X 5/8" LG (STAINLESS STEEL)	4
20				
21				
22	70364-G01		SPACER.....	2
23	74111-G01		SEAT BACK SUPPORT	2
24	01006-G02		BOLT, 3/8 - 16 X 1 1/2" LG	4
25	00560-G1		WASHER, 3/8"	4
26	70113-G01		ADJUSTABLE BUMPER.....	4
27	11027-G1		LOCK NUT, 5/16 - 18.....	6
28	74508-G02		LATCH BRACKET - LEFT.....	1
29	00661-G8		BOLT, 1/4 - 20 X 1" LG (STAINLESS STEEL).....	4
30	00664-G7		LOCK WASHER, 1/4" (STAINLESS STEEL)	4

SEATING - SHUTTLE 2+2

Where applicable, THE USE OF NON UL PARTS WILL VOID ANY UL LISTING.

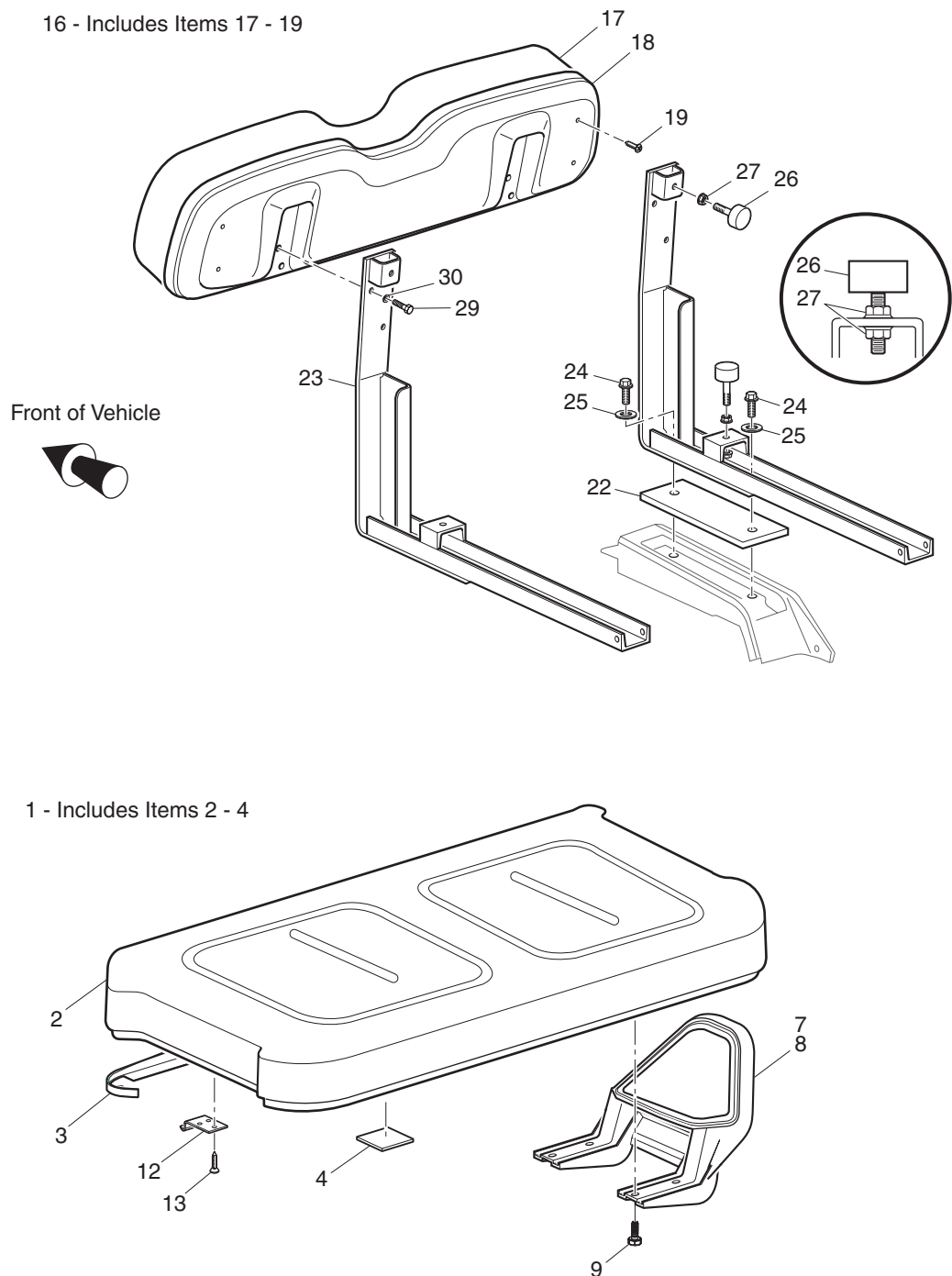
When ordering parts, please specify the model and serial number of the product.

* Indicates a component that is not available as an individual part.

G** Indicates consult Customer Service Department for additional information.

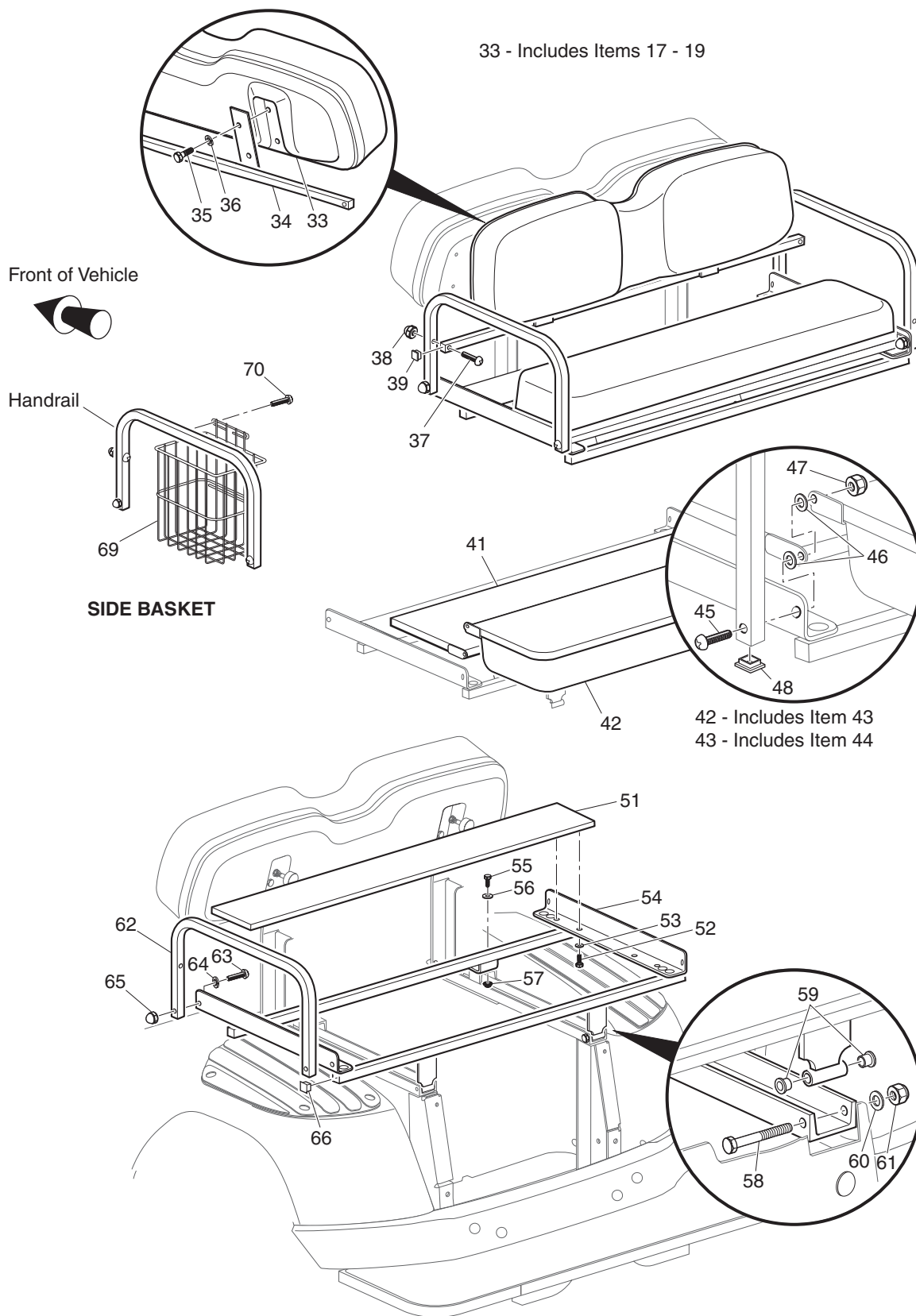
ITEM	PART NO.	1 2 3 4 5	DESCRIPTION	QTY.
31				
32				
33				
34	74139-G**		SEAT BOTTOM ASSEMBLY (INCLUDES ITEMS 42 - 44)	1
35	71602-G**		VINYL COVER (SEAT BOTTOM).....	1
36	74140-G01		TRIM	1
37	71012-G01		TRIM	1
38				
39				
40	71702-G01		HIP RESTRAINT (DRIVER SIDE).....	1
41	71701-G01		HIP RESTRAINT (PASSENGER SIDE).....	1
42	00661-G8		BOLT, 1/4 - 20 X 1" LG (STAINLESS STEEL).....	8
43				
44				
45	71751-G**		SEAT BACK ASSEMBLY (INCLUDES ITEMS 17 - 19)	1
46				
47				
48	74117-G01		SEAT SUPPORT BRACKET.....	2
49	00661-G8		BOLT, 1/4 - 20 X 1" LG (STAINLESS STEEL).....	12
50	00664-G7		LOCK WASHER, 1/4" (STAINLESS STEEL)	12
51	17838-G1		NYLON BUSHING.....	4
52				
53	00440-G4		BOLT, 5/16 - 18 X 2 1/4" LG	2
54	00559-G8		WASHER, 5/16"	2
55	11098-G6		LOCK NUT, 5/16 - 18	2

SEATING - CONVERTIBLE CARRIER



Ref Scc 1-1

SEATING - CONVERTIBLE CARRIER



Ref Scc 1-2

SEATING - CONVERTIBLE CARRIER

Where applicable, THE USE OF NON UL PARTS WILL VOID ANY UL LISTING.

When ordering parts, please specify the model and serial number of the product.

* Indicates a component that is not available as an individual part.

G** Indicates consult Customer Service Department for additional information.

ITEM	PART NO.	1 2 3 4 5	DESCRIPTION	QTY.
1	71611-G**		SEAT BOTTOM ASSEMBLY (INCLUDES ITEMS 2 - 4)	1
2	71602-G**		VINYL SEAT BOTTOM COVER	1
3	71012-G01		VINYL TRIM (SEAT BOTTOM)	1
4	17074-G1		RUBBER PAD	2
5				
6				
7	71701-G01		HIP RESTRAINT (PASSENGER SIDE)	1
8	71702-G01		HIP RESTRAINT (DRIVER SIDE)	1
9	71204-G01		BOLT, 1/4 - 20 X 7/8" LG	8
10				
11				
12	71610-G01		SEAT HINGE	2
13	00720-G08		SCREW, #12 - 14 X 1" LG (STAINLESS STEEL)	4
14				
15				
16	71751-G**		SEAT BACK ASSEMBLY (INCLUDES ITEMS 17 - 19)	1
17	71753-G**		VINYL SEAT BACK COVER	1
18	71752-G01		PLASTIC SEAT BACK COVER	1
19	01107-G01		SCREW, #8 X 5/8" LG (STAINLESS STEEL)	4
20				
21				
22	70364-G01		SPACER	2
23	74111-G01		SEAT BACK SUPPORT	2
24	01006-G02		BOLT, 3/8 - 16 X 1 1/2" LG	4
25	00560-G1		WASHER, 3/8"	4
26	70113-G01		ADJUSTABLE BUMPER	2
27	11027-G1		LOCK NUT, 5/16 - 18	2
28				
29	00661-G8		BOLT, 1/4 - 20 X 1" LG (STAINLESS STEEL)	4
30	00664-G7		LOCK WASHER, 1/4" (STAINLESS STEEL)	4

SEATING - CONVERTIBLE CARRIER

Where applicable, THE USE OF NON UL PARTS WILL VOID ANY UL LISTING.

When ordering parts, please specify the model and serial number of the product.

* Indicates a component that is not available as an individual part.

G** Indicates consult Customer Service Department for additional information.

ITEM	PART NO.	1 2 3 4 5	DESCRIPTION	QTY.
31				
32				
33	71751-G**		SEAT BACK ASSEMBLY (INCLUDES ITEMS 17 - 19).....	1
34	75258-G01		SEAT BACK SUPPORT	1
35	00661-G8		BOLT, 1/4 - 20 X 0.75" LG (STAINLESS STEEL).....	4
36	00664-G7		LOCK WASHER, 1/4" (STAINLESS STEEL)	4
37	16705-G6		SCREW, 1/4 - 20 X 1 3/4" LG (STAINLESS STEEL)	2
38	00520-G1		ACORN NUT, 1/4 - 20 (STAINLESS STEEL)	2
39	75261-G01		CAP-TUBE - 3/4 X 11 GA.....	2
40				
41	71062-G01		BED	1
42	71063-G**		SEAT BOTTOM ASSEMBLY (INCLUDES ITEM 43).....	1
43	75197-G**		SEAT BOTTOM (INCLUDES ITEM 44)	1
44	75252-G**		VINYL SEAT BOTTOM COVER.....	1
45	00762-G4		SCREW, 5/16 - 18 X 1 1/4" LG (STAINLESS STEEL)	2
46	17255-G01		WASHER, LK - SS - 5/16"	4
47	00891-G3		NUT - ACCORN - SS - 5/16 - 18.....	2
48	19859-G1		CAP-TUBE - 3/4 X 11 GA.....	4
49				
50				
51	71060-G01		BED FRONT (INCLUDES MAT).....	1
52	00661-G6		BOLT, 1/4 - 20 X 3/4" LG (STAINLESS STEEL).....	4
53	00559-G8		WASHER - LK - SP - SS - 1/4"	4
54	75193-G01		SUPPORT FRAME.....	1
55	00438-G8		BOLT, 5/16 - 18 X 1" LG	2
56	00559-G8		WASHER, 5/16"	2
57	11027-G1		LOCK NUT, 5/16 - 18	2
58	00440-G4		BOLT, 5/16 - 18 X 2 1/2" LG	2
59	17838-G1		NYLON BUSHING.....	4
60	00559-G8		WASHER, 5/16"	2

SEATING - CONVERTIBLE CARRIER

Where applicable, THE USE OF NON UL PARTS WILL VOID ANY UL LISTING.

When ordering parts, please specify the model and serial number of the product.

* Indicates a component that is not available as an individual part.

G** Indicates consult Customer Service Department for additional information.

ITEM	PART NO.	1 2 3 4 5	DESCRIPTION	QTY.
61	00654-G3		LOCK NUT, 5/16 - 18 (STAINLESS STEEL)	2
62	75196-G01		HANDRAIL	2
63	00762-G2		SCREW, 5/16 - 18 X 1 1/4" LG (STAINLESS STEEL)	2
64	00664-G8		LOCK WASHER, 5/16" (STAINLESS STEEL)	2
65	00520-G3		ACORN NUT, 5/16 - 18 (STAINLESS STEEL)	2
66	75261-G02		END CAP, 1"	4
67				
68				
69	75007-G01		SIDE BASKET (BLACK).....	2
70	00106-G6		SELF THREADING SCREW, #12 - 24 X 3/4" LG	4

DID YOU KNOW?

CartPros directs you to the right part using the part numbers from this manual. Enter the part number into our search box and it will find the part you are looking for.

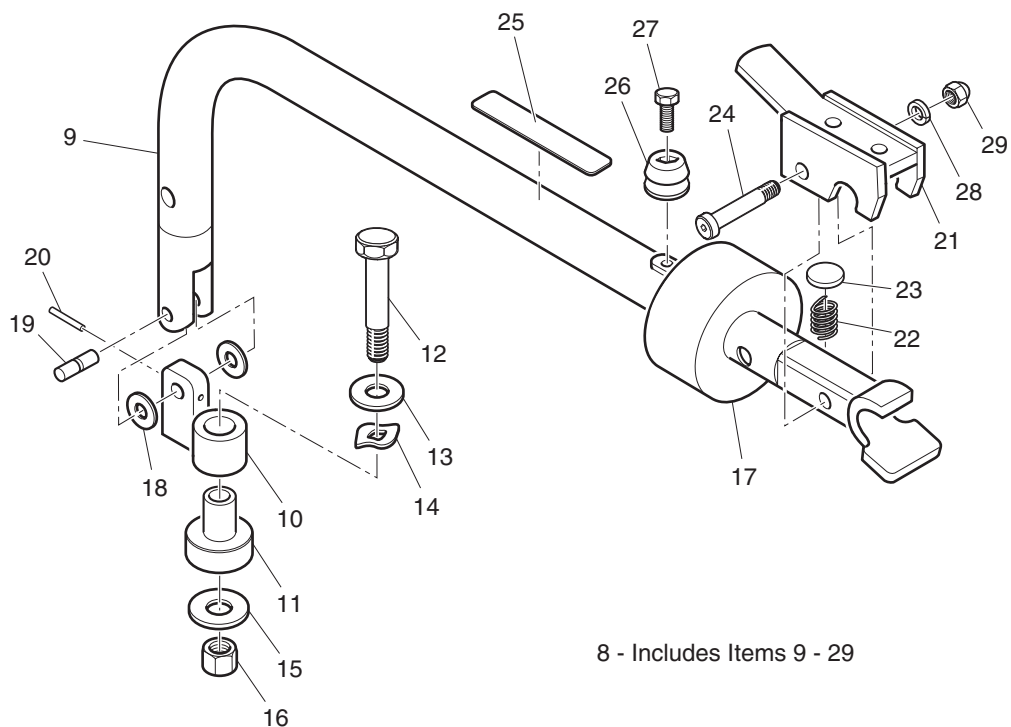
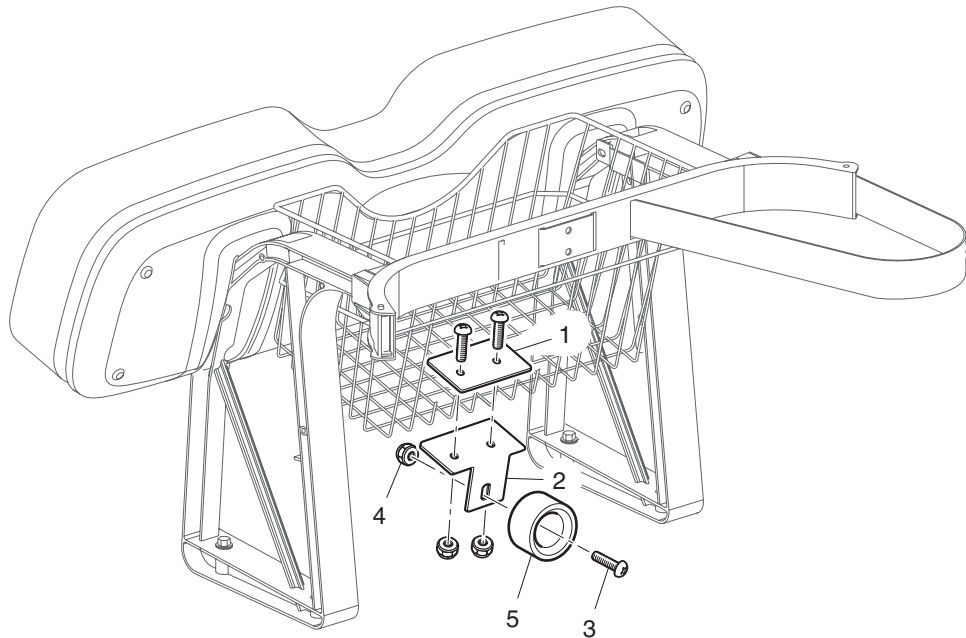
**GET STARTED
HERE**



<https://CartPros.com/f.html>

SEATING - CONVERTIBLE CARRIER

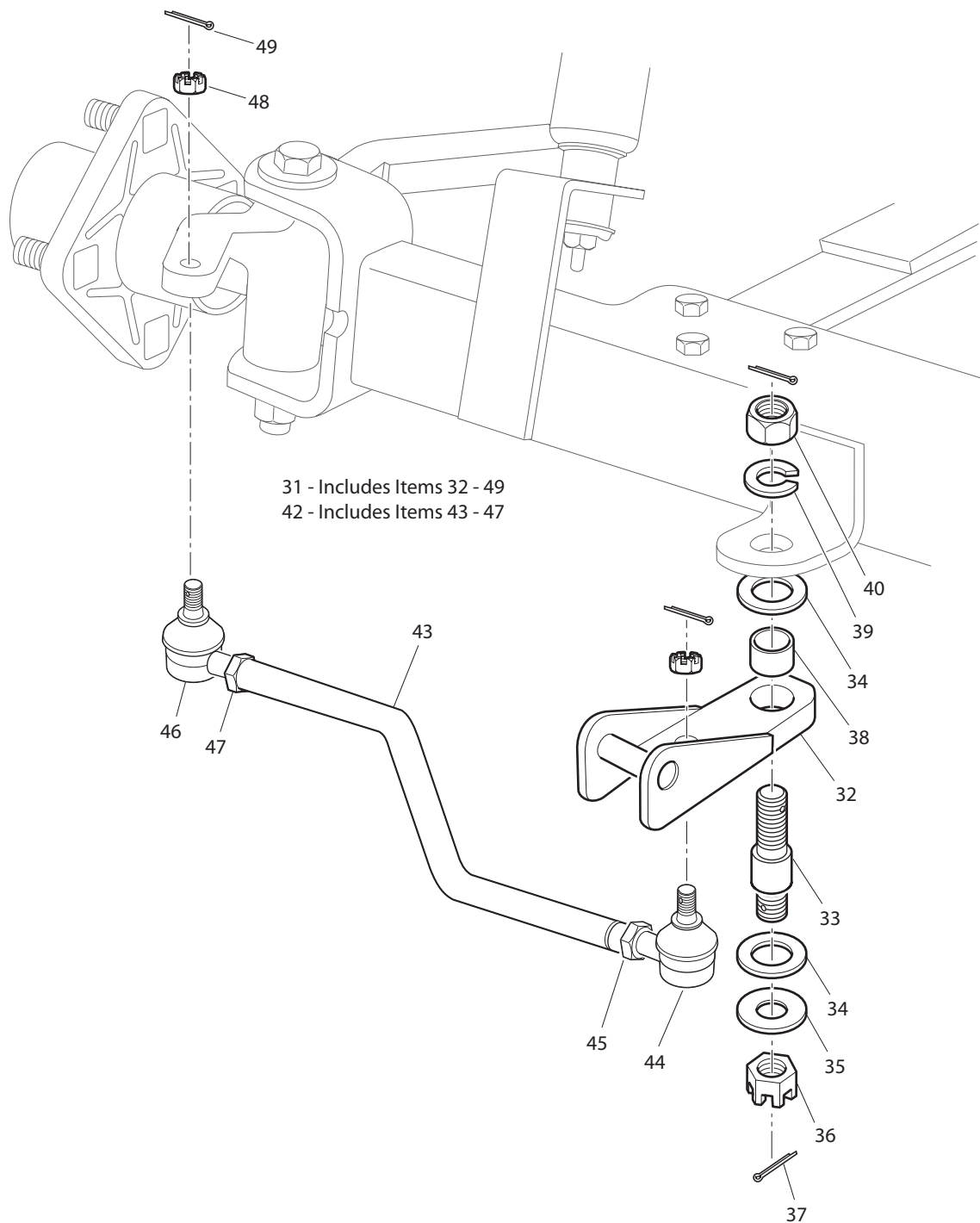
TOW BAR - PERMANENT



8 - Includes Items 9 - 29

Ref Twb 1-1

TOW BAR - PERMANENT



Ref Twb 1-2

TOW BAR - PERMANENT

Where applicable, THE USE OF NON UL PARTS WILL VOID ANY UL LISTING.

When ordering parts, please specify the model and serial number of the product.

* Indicates a component that is not available as an individual part.

G** Indicates consult Customer Service Department for additional information.

ITEM	PART NO.	1 2 3 4 5	DESCRIPTION	QTY.
1	75318-G01		MOUNTING PLATE	1
2	75319-G01		STOP MOUNT PLATE	1
3	16705-G1		SCREW, 1/4 - 20 X 1" LG (STAINLESS STEEL)	3
4	00891-G2		LOCK NUT, 1/4 - 20 (STAINLESS STEEL)	3
5	75338-G02		FEMALE STOP	1
6				
7				
8	75304-G01		TOW BAR ASSEMBLY (TOWING VEHICLE) (INCLUDES ITEMS 9 - 29)	1
9	75299-G01		TOW BAR	1
10	75302-G01		UPPER PIVOT	1
11	75291-G01		LOWER PIVOT	1
12	00410-G8		BOLT, 1/2 - 20 X 3" LG.	1
13	00675-G3		WASHER, 1/2" (STAINLESS STEEL)	1
14	75339-G01		SPRING WASHER	1
15	00571-G5		WASHER, 1/2"	1
16	11098-G8		LOCK NUT, 1/2 - 20	1
17	75362-G01		LATCH STOP	1
18	75340-G01		WASHER, 3/8"	2
19	75360-G01		PIVOT PIN	1
20	13571-G7		SPRING PIN	1
21	75303-G01		LATCH	1
22	20852-G2		COMPRESSION SPRING	1
23	25661-G02		CUP WASHER	1
24	13005-G4		SHOULDER BOLT, 5/16 - 18 X 2" LG.	1
25	75370-G01		LABEL (WARNING)	1
26	75338-G03		MALE STOP	1
27	12547-G4		BOLT, 6MM X 1 X 30 MM LG.	1
28	00565-G8		LOCK WASHER, 5/16"	1
29	00520-G3		ACORN NUT, 5/16 - 18 (STAINLESS STEEL)	1
30				

TOW BAR - PERMANENT

Where applicable, THE USE OF NON UL PARTS WILL VOID ANY UL LISTING.

When ordering parts, please specify the model and serial number of the product.

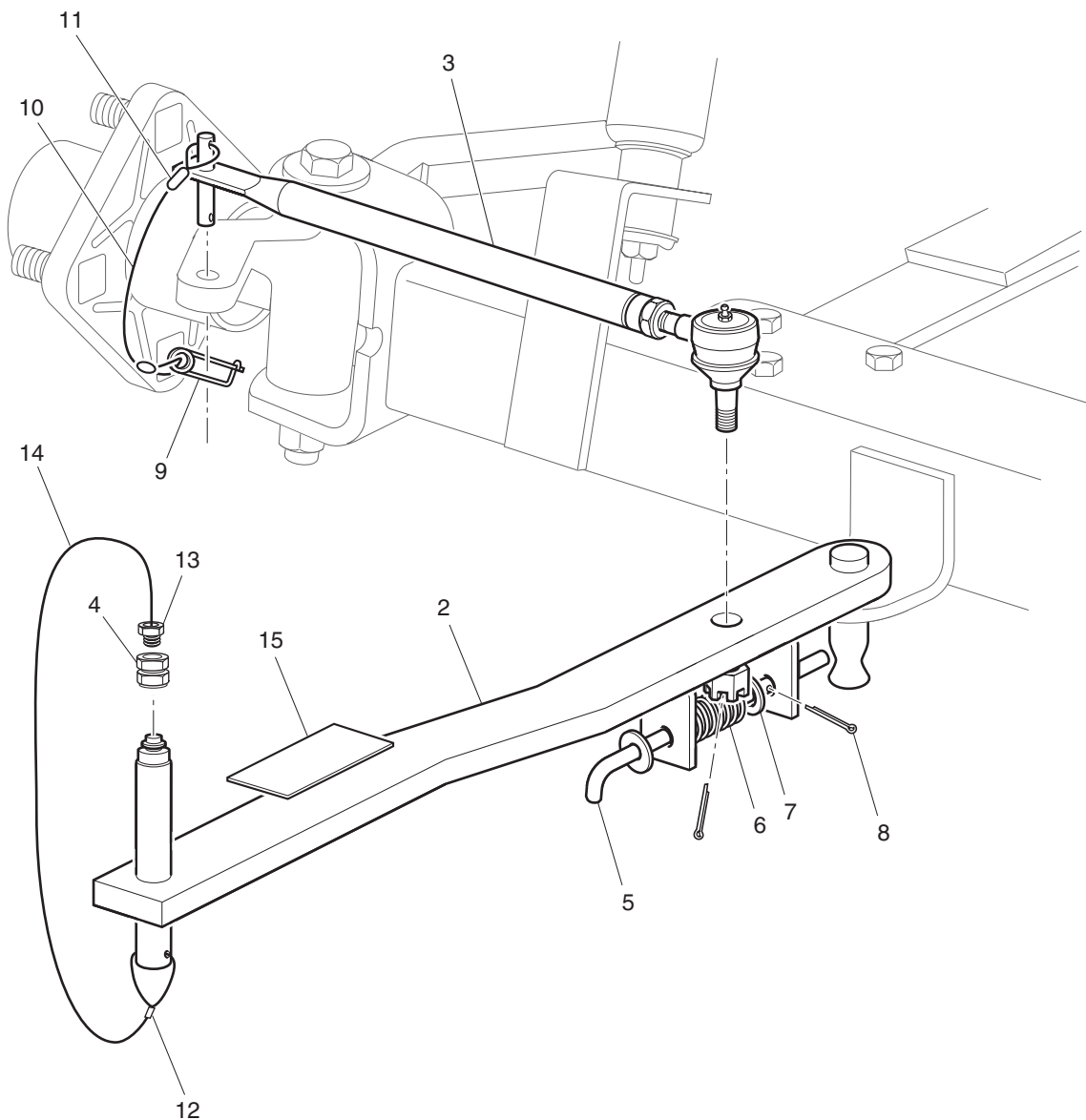
* Indicates a component that is not available as an individual part.

G** Indicates consult Customer Service Department for additional information.

ITEM	PART NO.	1 2 3 4 5	DESCRIPTION	QTY.
31	75308-G01		TOW BAR HITCH ASSEMBLY (TOWED VEHICLE) (INCLUDES ITEMS 32 - 49).....	1
32	75305-G01		HITCH	1
33	75292-G01		PIVOT BOLT	1
34	75309-G01		THRUST WASHER.....	2
35	75342-G01		WASHER, 3/4"	1
36	00518-G8		CASTELLATED NUT, 3/4 - 16	1
37	10387-G1		COTTER PIN, 1/8" X 1 1/2" LG	2
38	75307-G01		BEARING.....	1
39	00566-G6		LOCK WASHER, 3/4"	1
40	00533-G8		NUT, 3/4 - 16.....	1
41				
42	602981		TIE ROD ASSEMBLY (INCLUDES ITEMS 43 - 47)	1
43	603089		THREADED ROD.....	1
44	27205-G01		TIE ROD END (LEFT HAND THREADS).....	1
45	18434-G3		JAM NUT, M12 X 1.25-05 (LEFT HAND THREADS)	1
46	27205G02		TIE ROD END (RIGHT HAND THREADS)	1
47	18434-G4		JAM NUT, M12 X 1.25-05 (RIGHT HAND THREADS).....	1
48	50209-G2		CASTELLATED NUT, 7/16 - 20	2
49	10387-G2		COTTER PIN, 3/32" X 1" LG	2

TOW BAR - CASUAL

1 - Includes Items 2 - 15



Ref Tbc 1

TOW BAR - CASUAL

Where applicable, THE USE OF NON UL PARTS WILL VOID ANY UL LISTING.

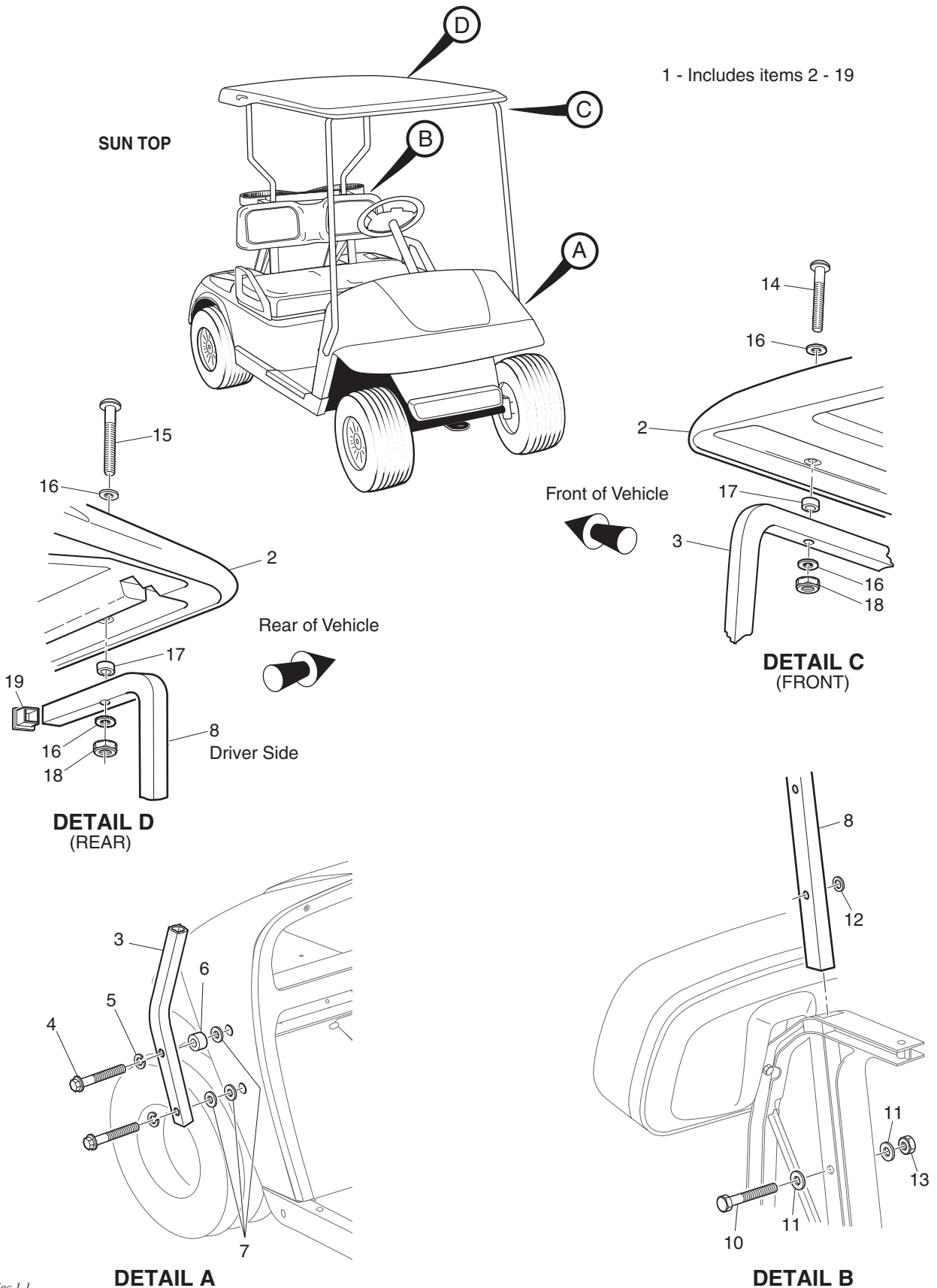
When ordering parts, please specify the model and serial number of the product.

* Indicates a component that is not available as an individual part.

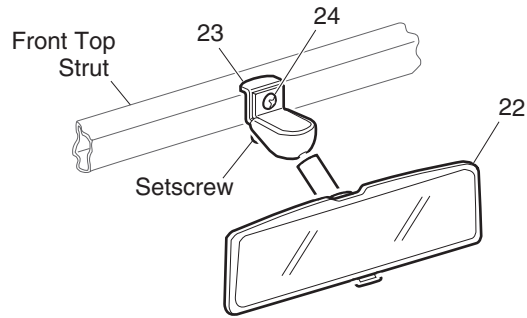
G** Indicates consult Customer Service Department for additional information.

ITEM	PART NO.	1 2 3 4 5	DESCRIPTION	QTY.
1	75033-G01		CASUAL TOW BAR (INCLUDES ITEMS 2 - 15)	1
2	*		TOW BAR	1
3	75034-G01		TIE ROD (INCLUDES NUT AND COTTER PIN)	1
4	75060-G01		COUPLING	1
5	75058-G01		LOCK PIN	1
6	75065-G01		COMPRESSION SPRING	1
7	00922-G2		WASHER, 3/8"	1
8	10387-G2		COTTER PIN, 3/32" X 1" LG	1
9	75068-G01		SAFETY PIN	1
10	14869-G5		WIRE ROPE	1
11	16783-G1		FERRULE	3
12	75067-G01		FERRULE	1
13	75035-G02		HEX HEAD PLUG	1
14	14869-G3		WIRE ROPE	1
15	75091-G01		LABEL (WARNING)	1

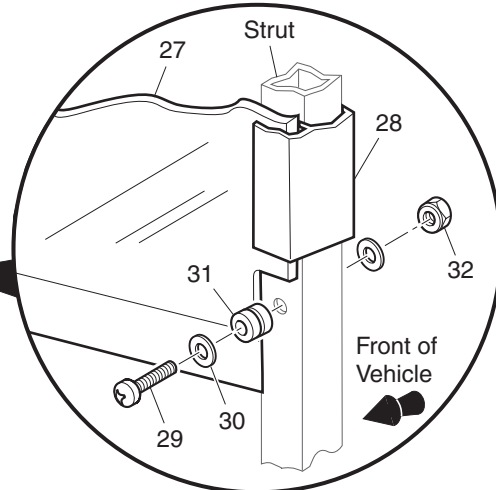

WEATHER PROTECTION - GOLF CAR



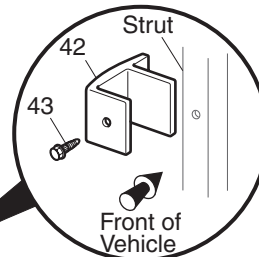
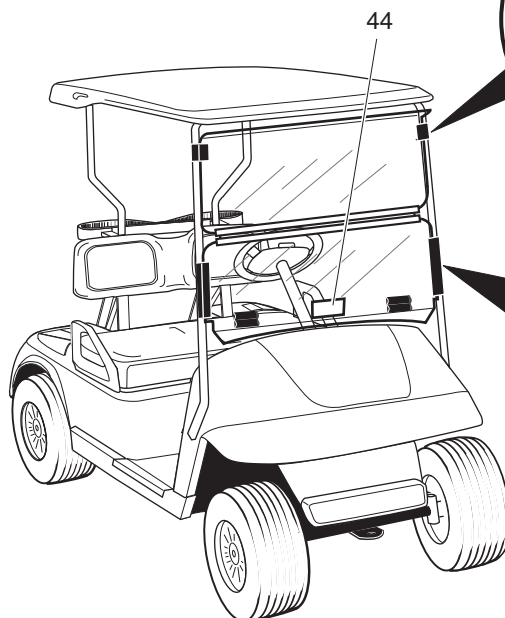
WEATHER PROTECTION - GOLF CAR



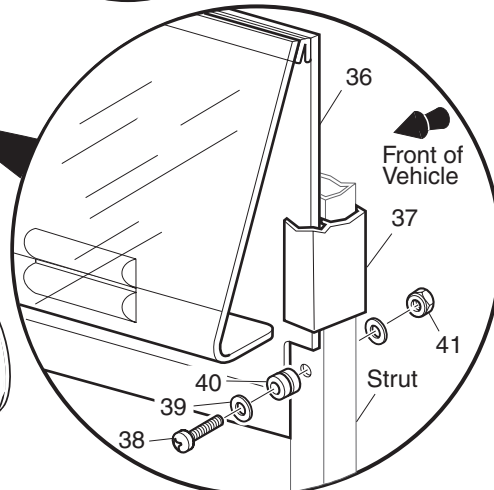
REAR VIEW MIRROR
21 - Includes Items 22 - 24



FULL WINDSHIELD
26 - Includes Items 27 - 33




FOLD DOWN WINDSHIELD
35 - Includes Items 36 - 44



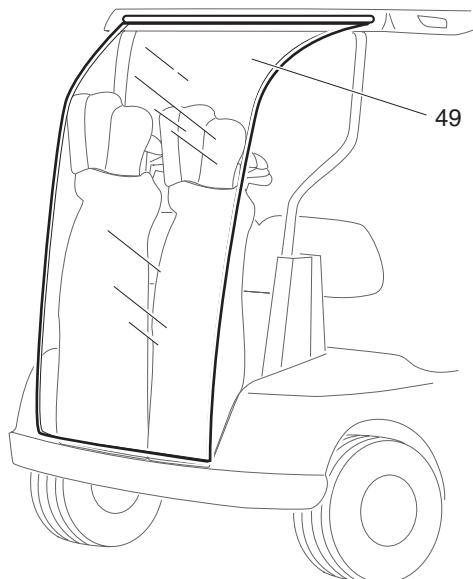
Ref Wgc 1-2

WEATHER PROTECTION - GOLF CAR

WEATHER ENCLOSURE



46
47



BAG AND RAIN CURTAIN

Ref Wgc 1-3

WEATHER PROTECTION - GOLF CAR

Where applicable, THE USE OF NON UL PARTS WILL VOID ANY UL LISTING.

When ordering parts, please specify the model and serial number of the product.

* Indicates a component that is not available as an individual part.

G** Indicates consult Customer Service Department for additional information.

ITEM	PART NO.	1 2 3 4 5	DESCRIPTION	QTY.
1	75040-G**		SUN TOP KIT (GOLF CAR) (INCLUDES ITEMS 2 - 19)	1
2	27069-G**		SUN TOP	1
3	75045-G05		FRONT STRUT	1
4	000440-G2		SCREW - CAP - 5/16 - 18 X 2 1/4"	4
5	00559-G8		WASHER - 5/16" FL - B - CP	4
6	75048-G01		SPACER, 1/2"	2
7	00570-G2		WASHER, 5/16"	6
8	75046-G02		REAR STRUT	2
9				
10	00685-G7		BOLT, 5/16 - 18 X 1 3/4" LG (STAINLESS STEEL)	4
11	01110-G03		WASHER, 5/16" (STAINLESS STEEL)	8
12	17255-G1		TEFLON WASHER, 5/16"	4
13	01109-G01		LOCK NUT, 5/16 - 18 (STAINLESS STEEL)	4
14	00753-G5		SCREW, 1/4 - 20 X 2" LG (STAINLESS STEEL)	2
15	00753-G6		SCREW, 1/4 - 20 X 2 1/4" LG (STAINLESS STEEL)	2
16	01110-G01		WASHER, 1/4" (STAINLESS STEEL)	8
17	75051-G01		SPACER	4
18	00654-G2		LOCK NUT, 1/4 - 20 (STAINLESS STEEL)	4
19	19853-G1		END CAP, 1"	2
20				
21	19528-G2		REAR VIEW MIRROR KIT (INCLUDES ITEMS 22 - 24)	1
22	19496-G1		REAR VIEW MIRROR	1
23	19502-G2		SUPPORT BRACKET	1
24	19527-G1		SCREW, #8 - 32 X 5/8" LG (STAINLESS STEEL)	1
25				
26	75524-G01		WINDSHIELD KIT (GOLF CAR) (INCLUDES ITEMS 27 - 33)	1
27	*		WINDSHIELD	1
28	EGWHC12		SASH, 26" LG	2
29	EGWHS12		SCREW, 1/4 - 20 X 1 3/4" LG (STAINLESS STEEL)	2
30	EGWHW12		WASHER, 1/4" (STAINLESS STEEL)	4

WEATHER PROTECTION - GOLF CAR

Where applicable, THE USE OF NON UL PARTS WILL VOID ANY UL LISTING.

When ordering parts, please specify the model and serial number of the product.

* Indicates a component that is not available as an individual part.

G** Indicates consult Customer Service Department for additional information.

ITEM	PART NO.	1 2 3 4 5	DESCRIPTION	QTY.
31	EGWHG13		RUBBER GROMMET	2
32	EGWHN12		LOCK NUT, 1/4 - 20 (STAINLESS STEEL)	2
33	EGWHL14		LABEL (SAFETY)	1
34				
35	75077-G01		FOLD DOWN WINDSHIELD KIT (GOLF CAR) (INCLUDES ITEMS 36 - 44).....	1
36	*		WINDSHIELD	1
37	EGWHC10		SASH, 12" LG	2
38	EGWHS12		SCREW, 1/4 - 20 X 1 3/4" LG (STAINLESS STEEL)	2
39	EGWHW12		WASHER, 1/4" (STAINLESS STEEL)	4
40	EGWHG13		RUBBER GROMMET	2
41	EGWHN12		LOCK NUT, 1/4 - 20 (STAINLESS STEEL)	2
42	137-010		TOP GRIP, 3/4" X 2"	2
43	136-008		TOP GRIP FASTENER.....	2
44	EGWHL14		LABEL (SAFETY)	1
45				
46	75078-G01		WEATHER ENCLOSURE (3 SIDED) RECOMMENDED FOR VEHICLES WITH WINDSHIELDS	1
47	75079-G01		WEATHER ENCLOSURE (4 SIDED) RECOMMENDED FOR VEHICLES WITHOUT WINDSHIELDS	1
48				
49	75191-G01		BAG COVER AND RAIN CURTAIN KIT	1
<p>For service or replacement windshield parts, contact: Eagle Parts, Inc. 1411 Marvin Griffin Rd. Augusta, GA 30906 Telephone (706) 790-6687 or FAX (706) 790-6066</p>				

DID YOU KNOW?

CartPros directs you to the right part using the part numbers from this manual. Enter the part number into our search box and it will find the part you are looking for.

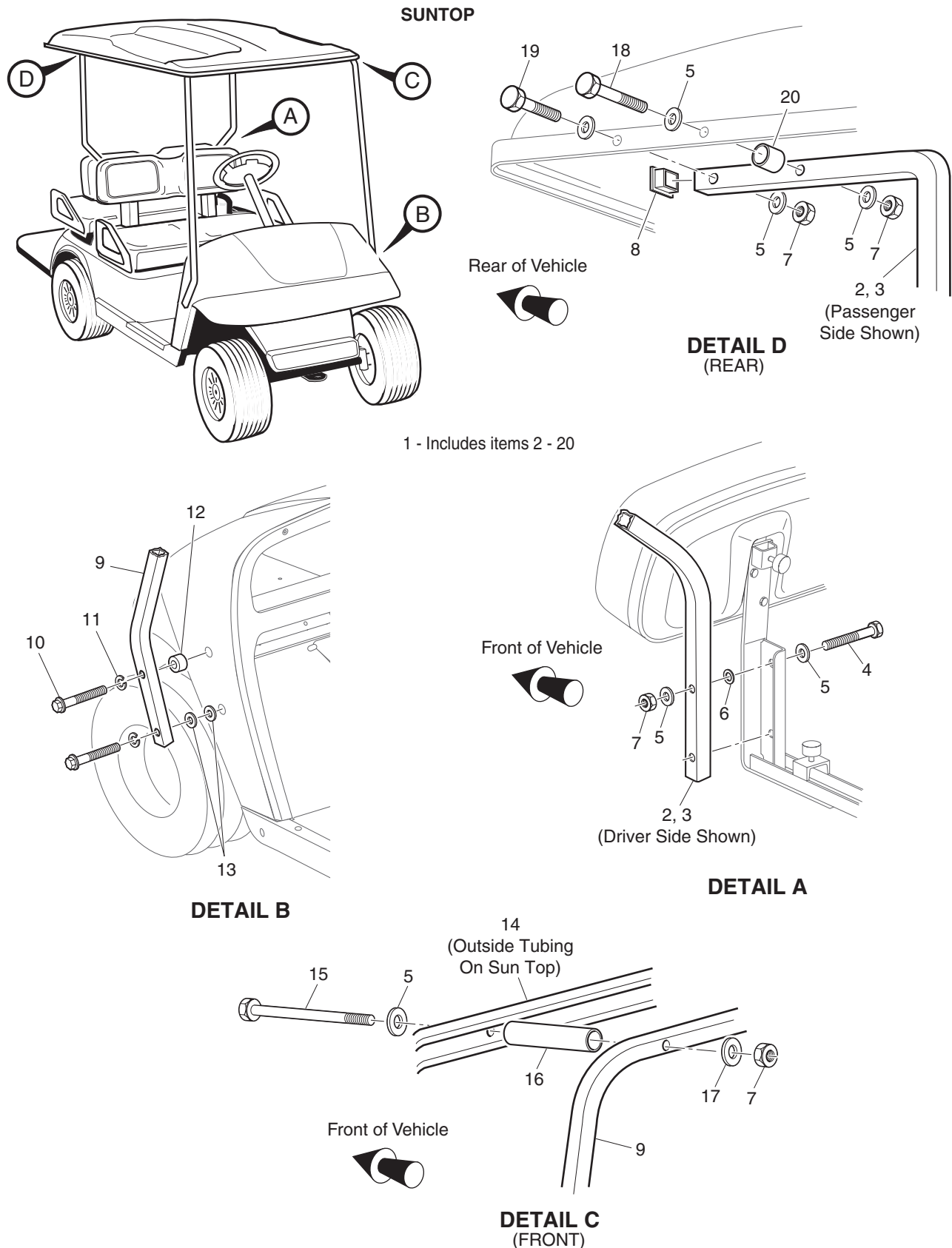
**GET STARTED
HERE**



<https://CartPros.com/f.html>

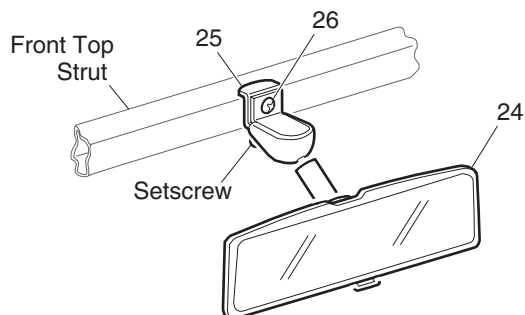
WEATHER PROTECTION - GOLF CAR

WEATHER PROTECTION - SHUTTLE 2+2

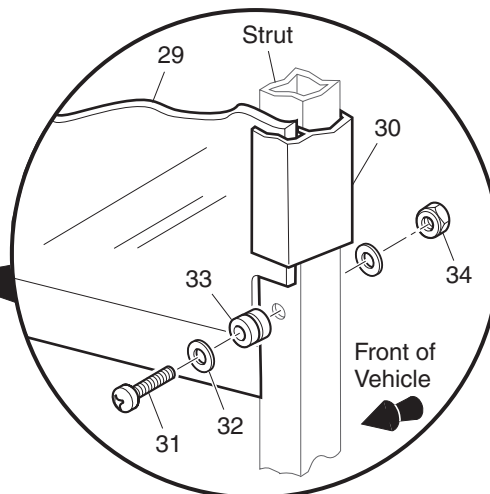



Ref Wsh 1-1

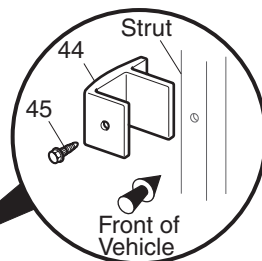
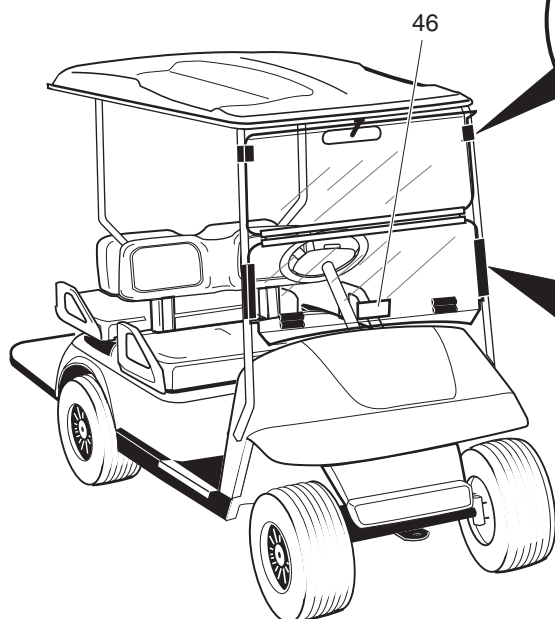
WEATHER PROTECTION - SHUTTLE 2+2



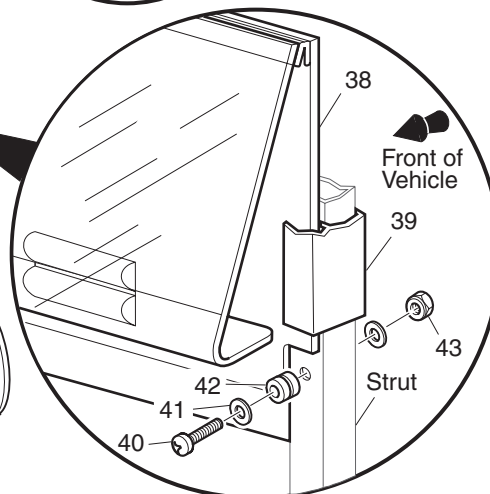
REAR VIEW MIRROR
23 - Includes Items 24 - 26



FULL WINDSHIELD
28 - Includes Items 29 - 35



FOLD DOWN WINDSHIELD
37 - Includes Items 38 - 46



Ref Wsh 1-2

WEATHER PROTECTION - SHUTTLE 2+2

Where applicable, THE USE OF NON UL PARTS WILL VOID ANY UL LISTING.

When ordering parts, please specify the model and serial number of the product.

* Indicates a component that is not available as an individual part.

G** Indicates consult Customer Service Department for additional information.

ITEM	PART NO.	1 2 3 4 5 DESCRIPTION	QTY.
1	75123-G01	SUN TOP (SHUTTLE 2+2) (INCLUDES ITEMS 2 - 20).....	1
2	75074-G01	REAR STRUT (DRIVER SIDE).....	1
3	75074-G02	REAR STRUT (PASSENGER SIDE).....	1
4	00665-G5	BOLT, 3/8 - 16 X 1 3/4" LG (STAINLESS STEEL)	4
5	00679-G1	WASHER, 3/8 (STAINLESS STEEL).....	18
6	00771-G5	WASHER, 3/8	4
7	00891-G5	LOCK NUT, 3/8 - 16.....	10
8	19853-G1	END CAP, 1"	2
9	75125-G01	FRONT STRUT.....	1
10	00440-G2	SCREW - CAP - 5/16 - 18 X 2 1/4"	4
11	00905-G8	LOCK WASHER, 5/16"	4
12	75048-G01	SPACER, 1/2"	2
13	00879-G1	LOCK WASHER, 3/8"	4
14	27604-G01	SUN TOP	1
15	00674-G8	BOLT, 3/8 - 16 X 5" LG (STAINLESS STEEL)	2
16	18716-G1	SPACER	2
17	00653-G1	WASHER, 3/8" (STAINLESS STEEL)	2
18	00665-G3	BOLT, 3/8 - 16 X 2 1/2" LG (STAINLESS STEEL)	2
19	00665-G6	BOLT, 3/8 - 16 X 2" LG (STAINLESS STEEL)	2
20	24647-G1	SPACER, 1/4"	2
21			
22			
23	19528-G2	REAR VIEW MIRROR KIT (INCLUDES ITEMS 24 - 26)	1
24	19496-G1	REAR VIEW MIRROR	1
25	19502-G2	SUPPORT BRACKET.....	1
26	19527-G1	SCREW, #8 - 32 X 5/8" LG (STAINLESS STEEL)	1
27			
28	75524-G02	WINDSHIELD KIT (SHUTTLE 2+2) (INCLUDES ITEMS 29 - 35).....	1
29	*	WINDSHIELD	1
30	EGWHC12	SASH, 26" LG	2

WEATHER PROTECTION - SHUTTLE 2+2

Where applicable, THE USE OF NON UL PARTS WILL VOID ANY UL LISTING.

When ordering parts, please specify the model and serial number of the product.

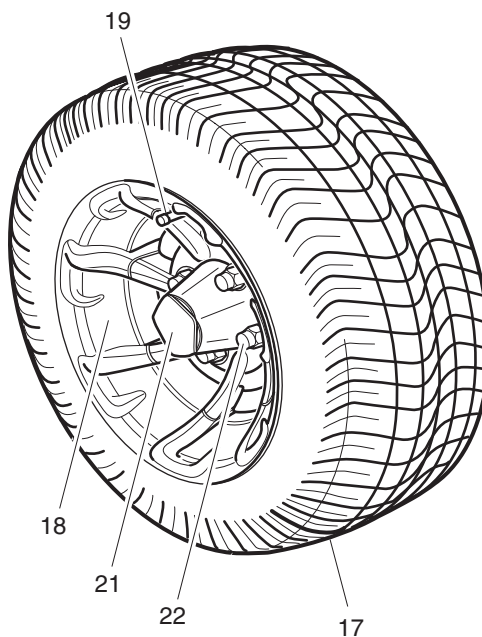
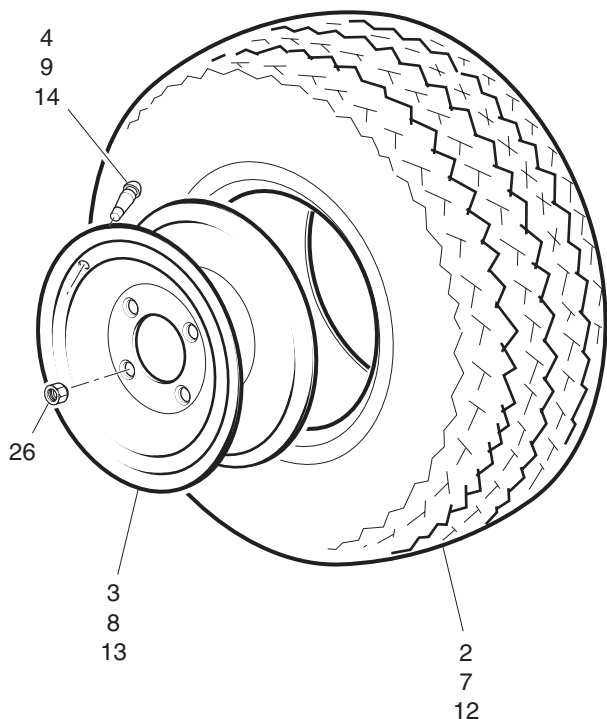
* Indicates a component that is not available as an individual part.

G** Indicates consult Customer Service Department for additional information.

ITEM	PART NO.	1 2 3 4 5	DESCRIPTION	QTY.
31	EGWHS12		SCREW, 1/4 - 20 X 1 3/4" LG (STAINLESS STEEL)	2
32	EGWHW12		WASHER, 1/4" (STAINLESS STEEL)	4
33	EGWHG13		RUBBER GROMMET	2
34	EGWHN12		LOCK NUT, 1/4 - 20 (STAINLESS STEEL)	2
35	EGWHL14		LABEL (SAFETY)	1
36				
37	75525-G02		FOLD DOWN WINDSHIELD KIT (SHUTTLE 2+2) (INCLUDES ITEMS 38 - 46).....	1
38	*		WINDSHIELD	1
39	EGWHC10		SASH, 12" LG	2
40	EGWHS12		SCREW, 1/4 - 20 X 1 3/4" LG (STAINLESS STEEL)	2
41	EGWHW12		WASHER, 1/4" (STAINLESS STEEL)	4
42	EGWHG13		RUBBER GROMMET	2
43	EGWHN12		LOCK NUT, 1/4 - 20 (STAINLESS STEEL)	2
44	137-010		TOP GRIP, 3/4" X 2"	2
45	136-008		TOP GRIP FASTENER.....	2
46	EGWHL14		LABEL (SAFETY)	1
			For service or replacement parts for windshields, contact: Eagle Parts, Inc. 1411 Marvin Griffin Rd. Augusta, GA 30906 Telephone (706) 790-6687 or FAX (706) 790-6066	

WHEELS AND TIRES


- 1 - Includes Items 2 - 4
- 6 - Includes Items 7 - 9
- 11 - Includes Items 12 - 14
- 16 - Includes Items 17 - 19



6" CHROME HUBCAP
28



8" CHROME HUBCAP
30



SILVER / GOLD SPOKE HUBCAP
32, 34

WHEELS AND TIRES

Where applicable, THE USE OF NON UL PARTS WILL VOID ANY UL LISTING.

When ordering parts, please specify the model and serial number of the product.

* Indicates a component that is not available as an individual part.

G** Indicates consult Customer Service Department for additional information.

ITEM	PART NO.	1 2 3 4 5	DESCRIPTION	QTY.
1	28757-G01		TIRE AND WHEEL ASSEMBLY (LINKS 18 X 8.5 - 8) (INCLUDES ITEMS 2 - 4).....	1
2	28764-G01		TIRE (LINKS 18 X 8.5 - 8)	1
3	28759-G01		WHEEL RIM (4 LUG).....	1
4	11657-G2		VALVE STEM	1
5				
6	28757-G03		WHEEL AND TIRE ASSEMBLY (TURF SAVER 18 X 8.5 - 8) (INCLUDES ITEMS 7 - 9).....	1
7	28764-G03		TIRE (TURF-SAVER 18 X 8.5 - 8)	1
8	28759-G01		WHEEL RIM (4 LUG).....	1
9	11657-G2		VALVE STEM	1
10				
11	28842-G01		WHEEL AND TIRE ASSEMBLY (SURE TRAIL 6-PLY 18.5 X 8.5 - 8) (INCLUDES ITEMS 12 - 14).....	1
12	28764-G08		TIRE (SURE TRAIL 18.5 X 8.5 - 8).....	1
13	28759-G01		WHEEL RIM (4 LUG).....	1
14	11657-G2		VALVE STEM	1
15				
16	600599		WHEEL AND TIRE ASSEMBLY (ALLOY WHEEL)	1
17	601768		TIRE (TOUR MAX 205 X 50 - 10)	1
18	601766		WHEEL ALLOY RIM	1
19	601767		VALVE STEM	1
20				
21	601353		WHEEL ALLOY CAP	1
22	601354		WHEEL ALLOY LUG NUT	4
23				
24				
25				
26	14723-G1		LUG NUT, 1/2 - 20	16
27				
28	16042-G1		6" CHROME HUBCAP	4

WHEELS AND TIRES

Where applicable, THE USE OF NON UL PARTS WILL VOID ANY UL LISTING.

When ordering parts, please specify the model and serial number of the product.

* Indicates a component that is not available as an individual part.

G** Indicates consult Customer Service Department for additional information.

ITEM	PART NO.	1 2 3 4 5	DESCRIPTION	QTY.
29	16042-G2		6" CHROME HUBCAP (SET OF FOUR).....	1
30	14913-G1		8" CHROME HUBCAP	4
31	14913-G2		8" CHROME HUBCAP (SET OF FOUR).....	1
32	19241-G2		GOLD SPOKE HUBCAP	4
33	19241-G4		GOLD SPOKE HUBCAP (SET OF FOUR)	1
34	19241-G1		SILVER SPOKE HUBCAP	4
35	19241-G3		SILVER SPOKE HUBCAP (SET OF FOUR).....	1



SPECIALTY PRODUCTS

SPECIALTY PRODUCTS



SPECIALTY PRODUCTS

SPECIAL TOOLS

PART NO.

BATTERY MAINTENANCE KIT	25587-G01
SEAL INSTALLATION TOOL (REAR AXLE SHAFT SEAL)	18739-G1
BATTERY SET DISCHARGER, 36 VOLT, 75 AMP	28251-G01
CURRENT INDICATOR	16489-G2
DIGITAL MULTI-METER	27481-G01
CRIMPING TOOL	27765-G01
TUBELESS TIRE REPAIR KIT	606009
TIRE PLUGGER REFILL PACK (50/BOX)	606831

TOUCH UP PAINT

PART NO.

PEN 3 OUNCE (89 ML) - HUNTER GREEN	28432-G02
PEN 3 OUNCE (89 ML) - CHAMPAGNE BEIGE	28432-G01
PEN 3 OUNCE (89 ML) - WHITE	28432-G05
PEN 3 OUNCE (89 ML) - INDUSTRIAL YELLOW	28432-G03
PEN 3 OUNCE (89 ML) - ORANGE	28432-G04
PEN 3 OUNCE (89 ML) - STEEL BLUE PEARL	28432-G**
PEN 3 OUNCE (89 ML) - CAMOUFLAGE PAINT (THREE PENS)	75831-G01

MAINTENANCE PRODUCTS

PART NO.

PLEXUS® CLEANER, 13 OUNCE (380 ML) (FOR WINDSHIELDS)	28433-G02
BATTERY PROTECTOR, 14 OUNCE (410 ML) SPRAY	27619-G02
E-Z-GO ALL SURFACE CLEANER	606311
E-Z-GO FIBREGLASS/PLASTIC RESTORER	606313
WINDSHIELD AND PLASTIC PROTECTOR	606314
64 OZ HANDCLEANER	607636
4 OZ HAND CLEANER	607637



OPTIONS/ACCESSORIES

OPTIONS/ACCESSORIES



OPTIONS/ACCESSORIES

ITEM	KIT NO.	COMMENTS
2 BAG ATTACHMENT	75183-G01	Body -Footrest
4 BAG ATTACHMENT	75335-G01	Body - Accessories Continued
8" CHROME HUBCAP	14913-G*	Wheels And Tires
6" CHROME HUBCAP	16042-G*	Wheels And Tires
GOLD SPOKE HUBCAP	19241-G*	Wheels And Tires
SILVER SPOKE HUBCAP	19241-G*	Wheels And Tires
ASHTRAY KIT	75109-G02	Body - Accessories Continued
CENTER BASKET	75003-G01	Body - Accessories
COOLER JUG AND BRACKET KIT	75495-G01	Body - Accessories Continued
COOLER BOX AND BRACKET KIT	75344-G01	Body - Accessories Continued
DIVOT REPAIR KIT	23300-G1	Body - Accessories
MESSAGE HOLDER KIT (REQUIRES SUN TOP)	75509-G01	Body - Accessories Continued
MESSAGE HOLDER KIT (REQUIRES SUN TOP)	75496-G01	Body - Accessories Continued
REAR VIEW MIRROR (REQUIRES SUN TOP)	19528-G2	Weather Protection - Golf Car
SAND BOTTLE	28661-G**	Body - Accessories
SAND RAKE	14735-G1	Body - Accessories Continued
SAND RAKE HOLDER	75006-G01	Body - Accessories Continued
SIDE BASKET	75007-G**	Body - Accessories
SUN TOP KIT, GOLF CAR	75040-G**	Weather Protection - Golf Car
TOW BAR KIT (CASUAL)	75033-G01	Tow Bar - Casual
TOW BAR KIT (PERMANENT)	75304-G01	Tow Bar - Permanent
WINDSHIELD KIT, GOLF CAR	75524-G01	Weather Protection, Golf Car
WINDSHIELD KIT, FOLD DOWN, GOLF CAR	74910-G01	Weather Protection, Golf Car
TIRE DOMINATOR 20X11-10	605316	Wheels and Tires
PATHFINDER TIRE, BRUSHED WHEEL LH	605355	Wheels and Tires
PATHFINDER TIRE, BRUSHED WHEEL RH	605356	Wheels and Tires
PRO TOUR - POLISHED WHEEL	605317	Wheels and Tires
PRO TOUR, TIRE 205/50-10	605315	Wheels and Tires
V-STEM-BRUSHED SPOKED WHEEL	605351	Wheels and Tires
PRO BRUSHED WHEEL	605318	Wheels and Tires
DOMINATOR - POLISHED WHEEL	605319	Wheels and Tires



OPTIONS/ACCESSORIES

DOMINATOR - BRUSHED WHEEL	605320	Wheels and Tires
CHROME CENTER CAP - SPOKED WHEEL	604929	Wheels and Tires
NUT, LUG-CHROME	605310	Wheels and Tires
V-STEM-POLISHED SPOKED WHEEL	605311	Wheels and Tires
PATHFINDER TIRE 22X11-10	604928	Wheels and Tires
PATHFINDER TIRE, POLISHED WHEEL LH	604930	Wheels and Tires
PATHFINDER TIRE, POLISHED WHEEL RH	605228	Wheels and Tires
JACK-UP KIT	74786-G02	Wheels and Tires
BFS - INSTALLATION	607108	Electrical System
NOZZLE GUN - BFS-08	608813	Electrical System



OPTIONS/ACCESSORIES

Notes: _____

**DID YOU
KNOW?**

CartPros directs you to the right part using the part numbers from this manual. Enter the part number into our search box and it will find the part you are looking for.

**GET STARTED
HERE**



<https://CartPros.com/f.html>



A Textron Company

E-Z-GO Division Of Textron, Inc.,
1451 Marvin Griffin Road, Augusta, Georgia USA 30906-3852

TO CONTACT US

North America:

Technical Assistance & Warranty Phone: 1-800-774-3946, FAX: 1-800-448-8124

Service Parts Phone: 1-888-GET-EZGO (1-888-438-3946), FAX: 1-800-752-6175

International:

Phone: 010-1-706-798-4311, FAX: 010-1-706-771-4609

Certified ISO 9001 / ISO 14001 by



Copyrighted Material
This manual may not be reproduced in whole or
in part without the express permission of
E-Z-GO Division of Textron, Inc.
Technical Communications Department